

**IDCS-2512**

Vishay Dale

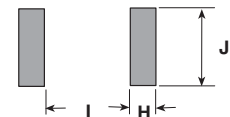
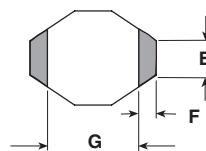
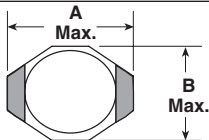
**High Current, Shielded, Surface Mount Inductor****FEATURES**

- High energy storage.
- Low resistance.
- Magnetically shielded.
- Tape and reel packaging for automatic handling.
- 100 % Lead (Pb)-free and RoHS compliant.

**ELECTRICAL SPECIFICATIONS****Inductance Range:** 1.0 $\mu$ H to 10,000 $\mu$ H, tested at 1.0Vrms.**Inductance Tolerance:** 20%, tighter tolerances available upon request.**Operating Temperature:** - 40°C to + 125°C.**Resistance to Solder Heat:** 260°C for 10 seconds.**MATERIALS****Core:** Ferrite.**Wire:** Enamelled copper wire.**Base:** Ceramic.**Terminal:** Gold over Nickel.**Adhesive:** Epoxy resin.**STANDARD ELECTRICAL SPECIFICATIONS**

INDUCTANCE ( $\mu$ H)	TOLERANCE	TEST FREQUENCY L (KHz)	DCR MAXIMUM (Ohms)	RATED DC CURRENT* (Amps)
1.0	$\pm$ 20%	100	0.040	3.0
1.5	$\pm$ 20%	100	0.045	2.8
2.2	$\pm$ 20%	100	0.050	1.8
3.3	$\pm$ 20%	100	0.055	1.6
4.7	$\pm$ 20%	100	0.060	1.4
6.8	$\pm$ 20%	100	0.065	1.2
10	$\pm$ 20%	100	0.075	1.0
15	$\pm$ 20%	100	0.090	0.80
22	$\pm$ 20%	100	0.11	0.70
33	$\pm$ 20%	100	0.19	0.60
47	$\pm$ 20%	100	0.23	0.50
68	$\pm$ 20%	100	0.29	0.40
100	$\pm$ 20%	100	0.48	0.30
150	$\pm$ 20%	100	0.59	0.26
220	$\pm$ 20%	100	0.77	0.22
330	$\pm$ 20%	100	1.4	0.20
470	$\pm$ 20%	100	1.8	0.19
680	$\pm$ 20%	100	2.2	0.18
1000	$\pm$ 20%	100	3.4	0.15
1500	$\pm$ 20%	100	4.2	0.12
2200	$\pm$ 20%	100	8.5	0.10
3300	$\pm$ 20%	100	11.0	0.08
4700	$\pm$ 20%	100	13.9	0.06
6800	$\pm$ 20%	100	25.0	0.04
10,000	$\pm$ 20%	100	32.8	0.02

\*30°C temperature rise.

**DIMENSIONS** in inches [millimeters]

A (Max.)	B (Max.)	D (Max.)	E	F	G	H	I	J
0.260 [6.60]	0.175 [4.45]	0.115 [2.92]	0.050 [1.27]	0.040 [1.02]	0.170 [4.32]	0.055 [1.40]	0.160 [4.06]	0.140 [3.56]

**DESCRIPTION**

IDCS-2512	10 $\mu$ H	20%	ER	e4
MODEL	INDUCTANCE VALUE	INDUCTANCE TOLERANCE	PACKAGE CODE	JEDEC LEAD FREE STANDARD

**GLOBAL PART NUMBER**

I	D	C	S
---	---	---	---

MODEL

2	5	1	2
---	---	---	---

SIZE

E	R
---	---

PACKAGE CODE

1	0	0
---	---	---

INDUCTANCE VALUE

M
---

INDUCTANCE TOLERANCE