


## High Current Multilayer Ferrite Beads



### MECHANICAL SPECIFICATIONS

**Solderability:** 90 % coverage after 5 second dip in 235 °C solder following 60 second preheat at 120 °C type R flux dip

**Resistance To Solder Heat:** 10 seconds in 260 °C solder after preheat and flux per above

**Terminal Strength:** (0603) 0.3 kg, (0805) 0.6 kg, (1206) 1.0 kg, (1806) 1.0 kg, (1812) 1.5 kg for 30 seconds

### FEATURES

- High reliability
- Surface mountable
- Current rating up to 6 amps
- Magnetically self shielded
- Nickel barrier plating virtually eliminates silver migration
- 100 % lead (Pb)-free and RoHS compliant



**RoHS**  
COMPLIANT

**Beam Strength:** (0603) 0.3 kg, (0805) 1.0 kg, (1206) 2.0 kg, (1806) 2.5 kg, (1812) 2.5 kg

### ENVIRONMENTAL SPECIFICATIONS

**Operating Temperature:** - 55 °C to + 125 °C

**Thermal Shock:** 100 cycles, - 40 °C to + 125 °C

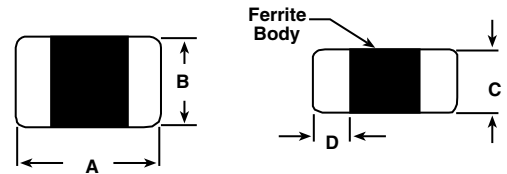
**Biased Humidity:** 85 % RH at 85 °C, 1000 hours at full rated current

### STANDARD ELECTRICAL SPECIFICATIONS

PART NUMBER	IMPEDANCE (± 25 %)	IMPEDANCE FREQUENCY (MHz)	DCR MAX. (Ohms)	RATED DC CURRENT (mA)
ILHB-0603	60	100	0.10	2000
ILHB-0603	120	100	0.10	2000
ILHB-0805	30	100	0.015	6000
ILHB-0805	60	100	0.03	3000
ILHB-0805	90	100	0.025	5000
ILHB-0805	120	100	0.03	5000
ILHB-0805	250	100	0.04	3000
ILHB-0805	600	100	0.10	2000
ILHB-1206	50	100	0.02	6000
ILHB-1206	75	100	0.03	3000
ILHB-1206	120	100	0.02	6000
ILHB-1206	500	100	0.06	2500
ILHB-1206	600	100	0.10	2500
ILHB-1806	60	100	0.02	6000
ILHB-1812	120	100	0.02	6000
ILHB-1812	600	50	0.04	3000
ILHB-1812	1300	60	0.05	3000

### DIMENSIONS in inches [millimeters]

#### Dimensional Outline



SIZE	A	B	C	D
0603	0.06 ± 0.006 [1.6 ± 0.15]	0.03 ± 0.006 [0.8 ± 0.15]	0.03 ± 0.006 [0.8 ± 0.15]	0.012 ± 0.008 [0.30 ± 0.20]
0805	0.079 ± 0.008 [2.0 ± 0.2]	0.049 ± 0.008 [1.25 ± 0.2]	0.035 ± 0.008 [0.9 ± 0.2]	0.02 ± 0.012 [0.50 ± 0.30]
1206	0.126 ± 0.008 [3.2 ± 0.2]	0.063 ± 0.008 [1.6 ± 0.2]	0.043 ± 0.008 [1.1 ± 0.2]	0.02 ± 0.012 [0.50 ± 0.30]
1806	0.177 ± 0.010 [4.5 ± 0.25]	0.063 ± 0.008 [1.6 ± 0.2]	0.063 ± 0.008 [1.6 ± 0.2]	0.024 ± 0.016 [0.60 ± 0.40]
1812	0.177 ± 0.010 [4.5 ± 0.25]	0.126 ± 0.010 [3.2 ± 0.25]	0.06 ± 0.01 [1.5 ± 0.25]	0.024 ± 0.016 [0.60 ± 0.40]

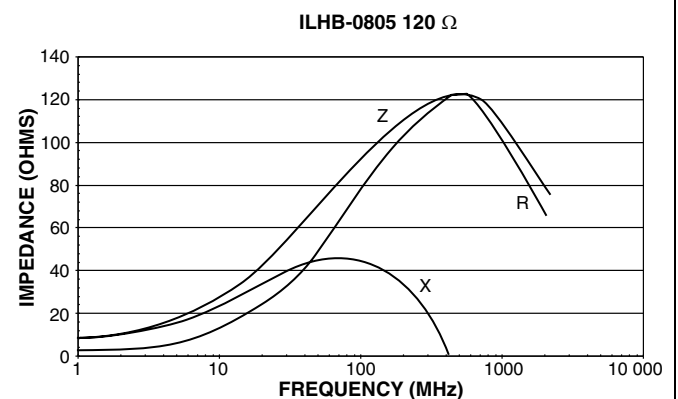
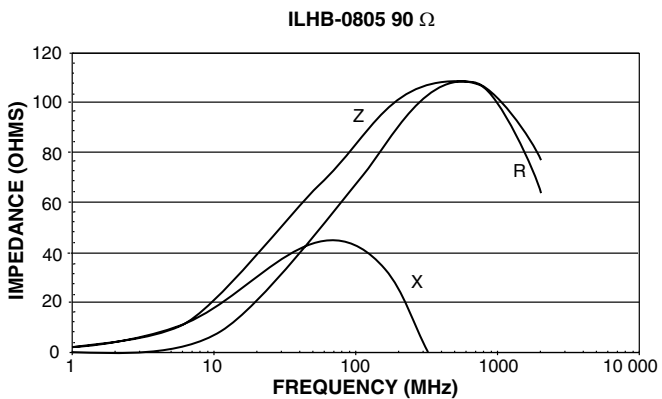
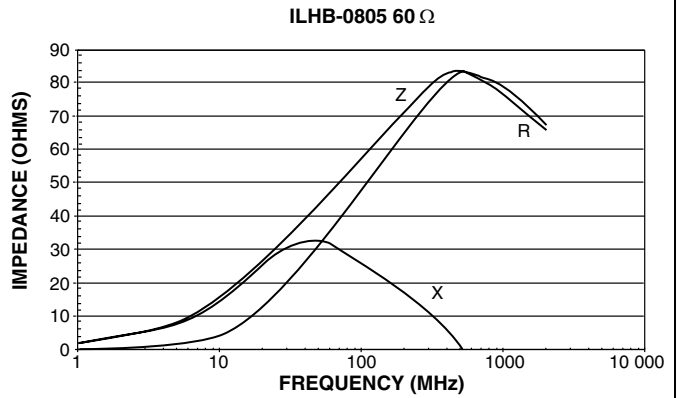
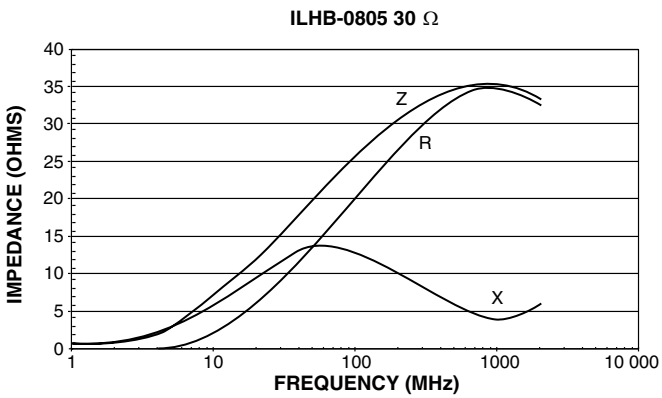
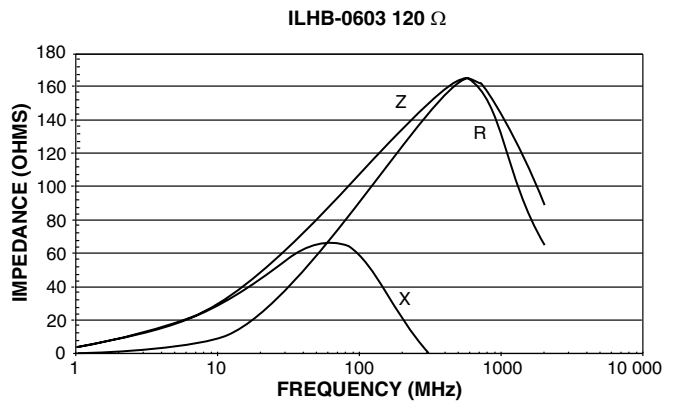
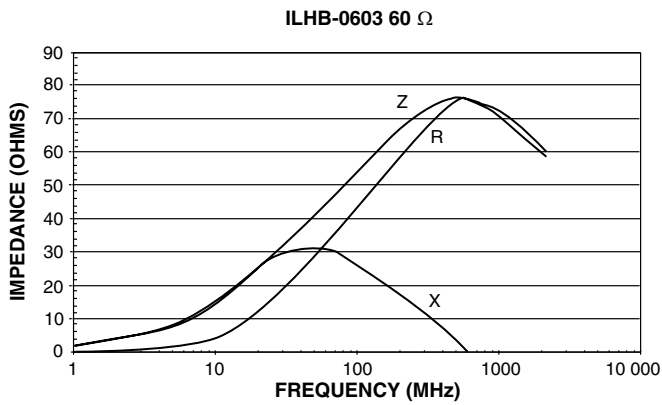
### DESCRIPTION

ILHB	1206	120	± 25 %	ER	e3
MODEL	SIZE	IMPEDANCE VALUE	IMPEDANCE TOLERANCE	PACKAGE CODE	JEDEC LEAD (Pb)-FREE STANDARD

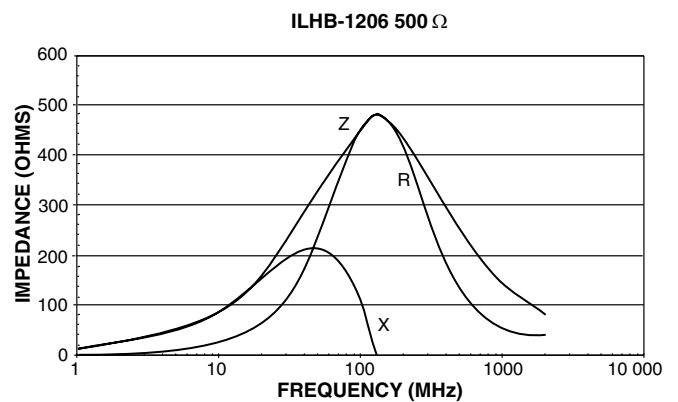
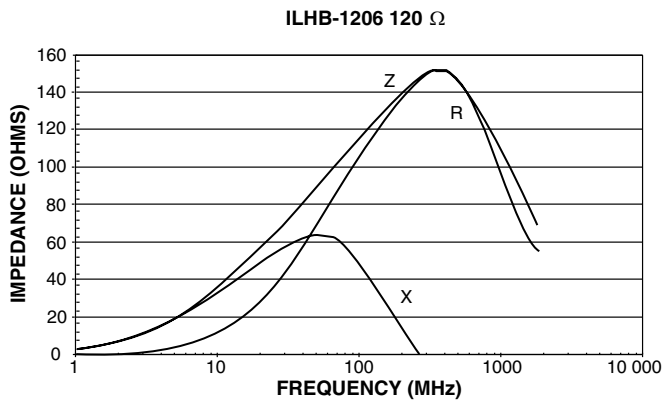
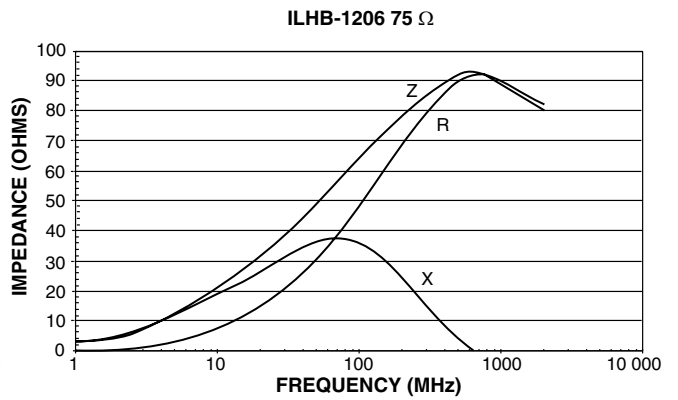
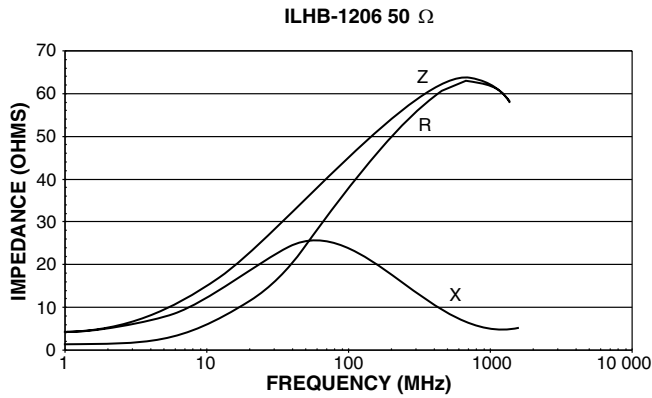
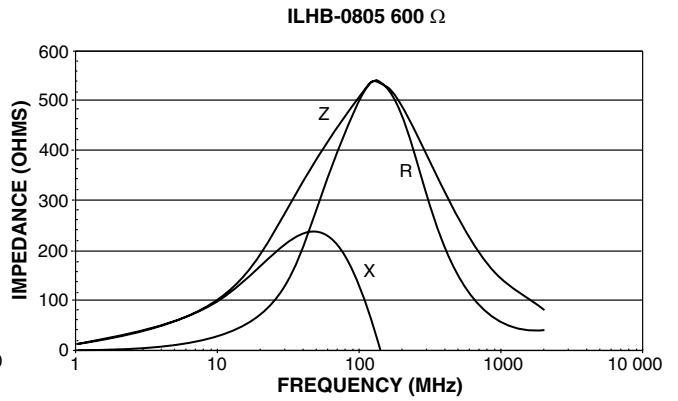
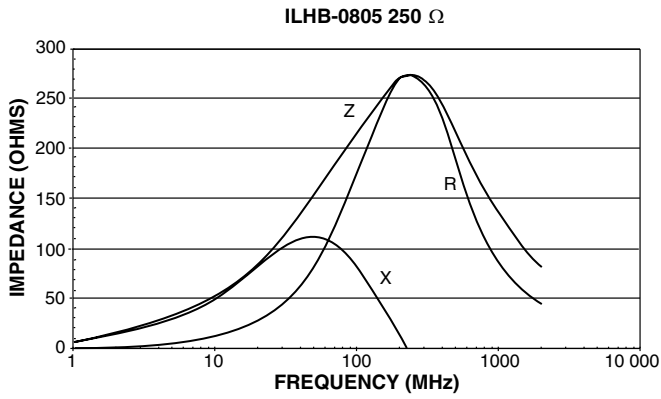
### GLOBAL PART NUMBER

I	L	H	B	1	2	0	6	E	R	1	2	1	V
MODEL				SIZE				PACKAGE CODE		IMPEDANCE VALUE			IMPEDANCE TOLERANCE

**TYPICAL CURVES - FREQUENCY CHARACTERISTICS OF R, X AND Z**

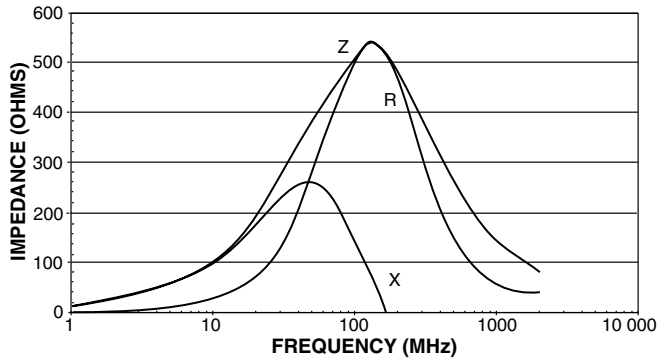


**TYPICAL CURVES - FREQUENCY CHARACTERISTICS OF R, X AND Z**

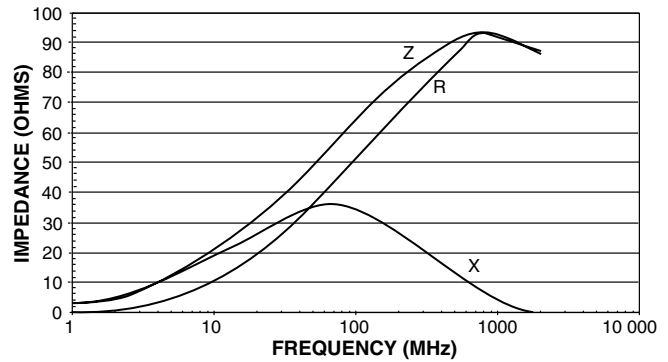


**TYPICAL CURVES - FREQUENCY CHARACTERISTICS OF R, X AND Z**

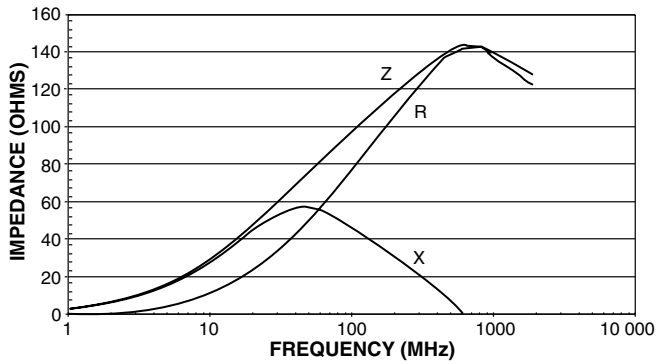
ILHB-1206 600 Ω



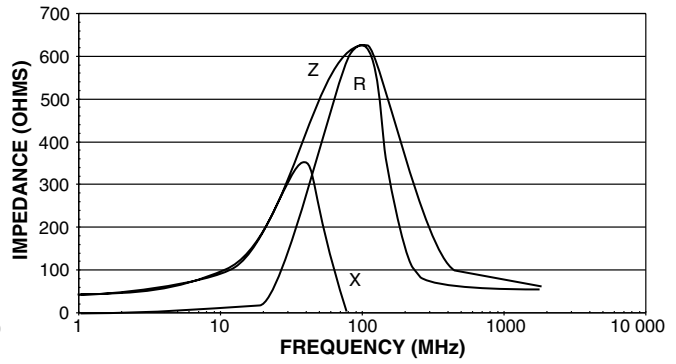
ILHB-1806 60 Ω



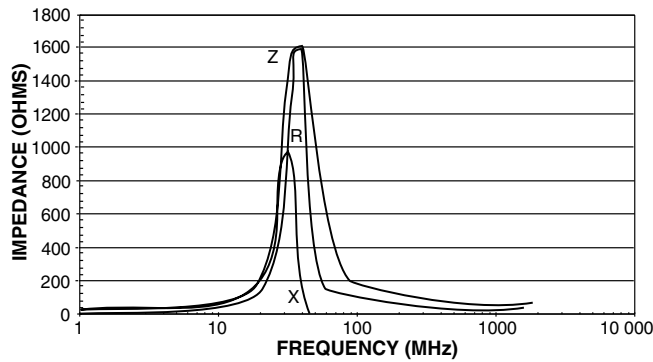
ILHB-1812 120 Ω



ILHB-1812 600 Ω



ILHB-1812 1300 Ω





## Notice

Specifications of the products displayed herein are subject to change without notice. Vishay Intertechnology, Inc., or anyone on its behalf, assumes no responsibility or liability for any errors or inaccuracies.

Information contained herein is intended to provide a product description only. No license, express or implied, by estoppel or otherwise, to any intellectual property rights is granted by this document. Except as provided in Vishay's terms and conditions of sale for such products, Vishay assumes no liability whatsoever, and disclaims any express or implied warranty, relating to sale and/or use of Vishay products including liability or warranties relating to fitness for a particular purpose, merchantability, or infringement of any patent, copyright, or other intellectual property right.

The products shown herein are not designed for use in medical, life-saving, or life-sustaining applications. Customers using or selling these products for use in such applications do so at their own risk and agree to fully indemnify Vishay for any damages resulting from such improper use or sale.