

High Frequency, Surface Mount Inductor



FEATURES

- High self-resonant frequency values
- High Q values at higher frequencies
- Wirewound construction
- Tape and reel packaging for automatic handling, 2000/reel
- Compatible with vapor phase and infrared reflow soldering


RoHS
COMPLIANT

STANDARD ELECTRICAL SPECIFICATIONS

IND. (nH)	TOL.	TEST FREQ. L (MHz)	Q MIN.	TEST FREQ. Q (MHz)	SELF-RESONANT FREQ. MIN. (MHz)	DCR MAX. (Ohms)	RATED DC CURRENT (mA)
3.3	0.3 nH	100	50	1000	6000	0.06	1000
6.8	±5%	100	50	1000	5500	0.06	1000
8.2	±5%	100	50	1000	5500	0.06	1000
10	±5%	100	50	1000	4300	0.08	1000
12	±5%	100	60	500	3600	0.08	1000
15	±5%	100	60	500	2700	0.08	1000
18	±5%	100	60	350	2700	0.10	1000
22	±5%	100	60	350	2500	0.10	1000
27	±5%	100	60	350	1800	0.10	1000
33	±5%	100	60	350	1700	0.10	1000
39	±5%	100	60	350	1500	0.10	1000
47	±5%	100	60	350	1500	0.10	1000
56	±5%	100	60	350	1350	0.12	1000
68	±5%	100	60	350	1300	0.15	1000
82	±5%	100	60	350	1100	0.18	1000
100	±5%	100	60	350	1100	0.18	1000
120	±5%	25	45	100	950	0.20	800
150	±5%	25	45	100	880	0.22	800
180	±5%	25	45	100	800	0.33	800
220	±5%	25	45	100	730	0.45	800
270	±5%	25	45	100	650	0.75	600
330	±5%	25	45	100	570	0.90	500
390	±5%	25	45	100	530	1.06	470
470	±5%	25	45	100	480	1.17	420
560	±5%	25	45	100	430	1.50	310
680	±5%	25	45	100	380	2.06	230
750	±5%	25	45	100	360	2.20	200
820	±5%	25	45	100	350	2.30	180
910	±5%	25	45	100	330	3.18	150
1000	±5%	25	35	50	310	3.30	120
1200	±5%	7.96	20	7.96	280	1.30	230
1500	±5%	7.96	20	7.96	250	1.65	220
1800	±5%	7.96	20	7.96	200	2.20	210
2200	±5%	7.96	20	7.96	160	2.35	200
2700	±5%	7.96	20	7.96	130	2.60	195
3300	±5%	7.96	20	7.96	80	2.85	185
3900	±5%	7.96	20	7.96	50	4.00	180
4700	±5%	7.96	20	7.96	45	4.30	175
5600	±5%	7.96	20	7.96	42	2.60	170
6800	±5%	7.96	20	7.96	39	2.80	165
8200	±5%	7.96	20	7.96	36	3.05	160
10 000	±5%	2.52	15	2.52	33	3.50	150
12 000	±5%	2.52	15	2.52	30	3.60	140
15 000	±5%	2.52	15	2.52	26	4.00	130
18 000	±5%	2.52	15	2.52	24	4.50	120
22 000	±5%	2.52	15	2.52	22	4.80	110
27 000	±5%	2.52	15	2.52	21	5.30	95
33 000	±5%	2.52	15	2.52	20	6.10	85
39 000	±5%	2.52	15	2.52	18	8.30	60
47 000	±5%	2.52	15	2.52	17	12.00	45

ELECTRICAL SPECIFICATIONS

Inductance Range: 3.3 nH to 47 000 nH **Inductance**
Tolerance: 0.3 nH for 3.3 nH

± 5 % for 6.8 nH to 47 000 nH

Operating Temperature: - 40 °C to 125 °C

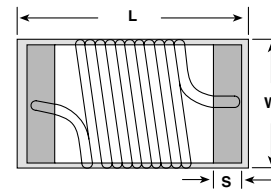
Core Material: Ceramic from 3.3 nH to 1000 nH

Ferrite from 1200 nH to 47 000 nH

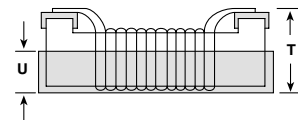
TEST EQUIPMENT

- Inductance and Q measured on HP4286A
- SRF measured on HP8753D

DIMENSIONS in inches [millimeters]



L	W	S
0.098 ± 0.012 [2.50 ± 0.3]	0.079 ± 0.012 [2.00 ± 0.3]	0.020 ± 0.008 [0.5 ± 0.2]

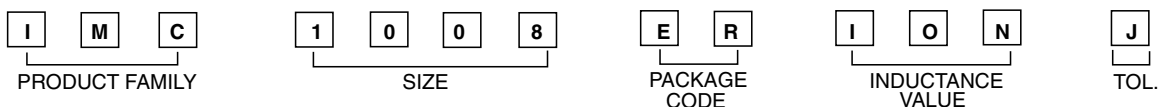


U	T
0.02 [0.5]	0.063 ± 0.012 [1.60 ± 0.3]

DESCRIPTION

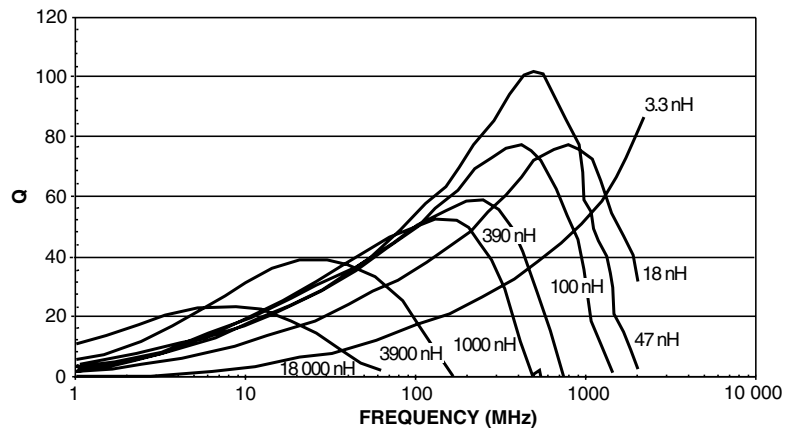
IMC-1008	10 nH	± 5 %	ER	e4*
MODEL	INDUCTANCE VALUE	INDUCTANCE TOLERANCE	PACKAGE CODE	JEDEC LEAD (Pb)-FREE STANDARD
*NOTE: For parts within 3.3 nH to 910 nH please use e4 for JEDEC lead free standard. For parts within 1 µH to 47 µH please use e3 for JEDEC lead free standard.				

GLOBAL PART NUMBER

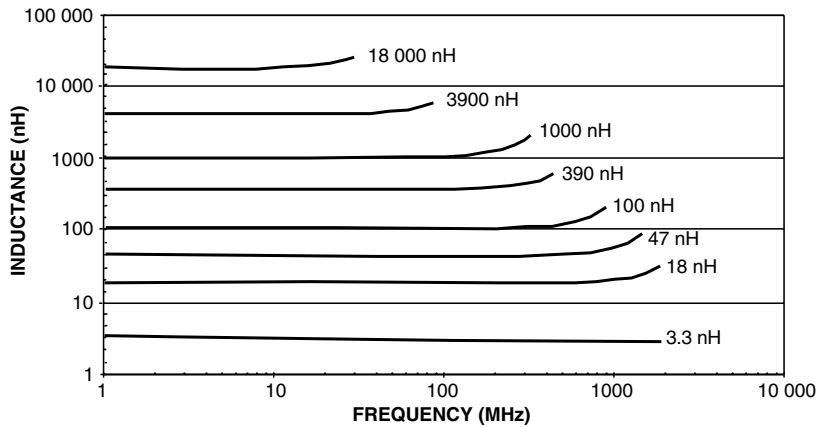


PERFORMANCE GRAPHS

IMC-1008

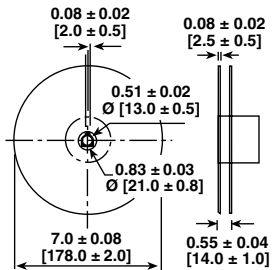


IMC-1008

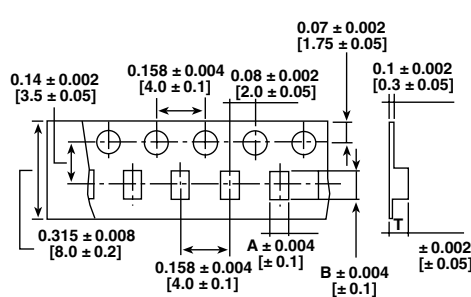


TAPE AND REEL SPECIFICATIONS in inches [millimeters]

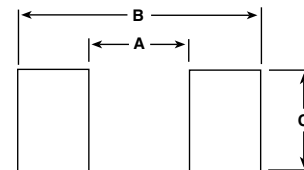
REEL DIMENSIONS



TAPE DIMENSIONS



RECOMMENDED PATTERN



MODEL	UNITS PER REEL	MODEL	A	B	T	MODEL	A	B	C
IMC-1008	2000	IMC-1008	0.087 [2.2]	0.110 [2.80]	0.071 [1.8]	IMC-1008	0.047 [1.20]	0.150 [3.8]	0.100 [2.54]



Notice

Specifications of the products displayed herein are subject to change without notice. Vishay Intertechnology, Inc., or anyone on its behalf, assumes no responsibility or liability for any errors or inaccuracies.

Information contained herein is intended to provide a product description only. No license, express or implied, by estoppel or otherwise, to any intellectual property rights is granted by this document. Except as provided in Vishay's terms and conditions of sale for such products, Vishay assumes no liability whatsoever, and disclaims any express or implied warranty, relating to sale and/or use of Vishay products including liability or warranties relating to fitness for a particular purpose, merchantability, or infringement of any patent, copyright, or other intellectual property right.

The products shown herein are not designed for use in medical, life-saving, or life-sustaining applications. Customers using or selling these products for use in such applications do so at their own risk and agree to fully indemnify Vishay for any damages resulting from such improper use or sale.