


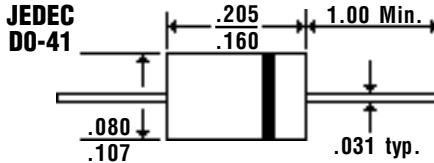
1.0 Amp SCHOTTKY BARRIER RECTIFIERS

1N5817, 18 & 19 Series

Description



Mechanical Dimensions

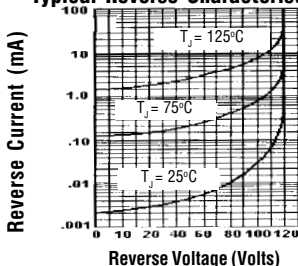


Features

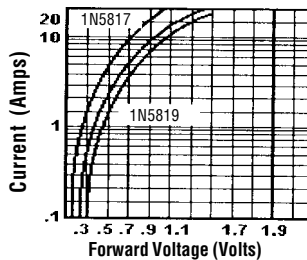
- EXTREMELY LOW V_F
- LOW POWER LOSS — HIGH EFFICIENCY
- LOW STORED CHARGE; MAJORITY CARRIER CONDUCTION
- MEETS UL SPECIFICATION 94V-0

Electrical Characteristics @ 25°C.	1N5817, 18 & 19 Series			Units
Maximum Ratings	1N5817	1N5818	1N5819	
Peak Repetitive Reverse Voltage... V_{RRM}	20	30	40	Volts
Working Peak Reverse Voltage... V_{RWM}	20	30	40	Volts
DC Blocking Voltage... V_{DC}	20	30	40	Volts
RMS Reverse Voltage... $V_{R(rms)}$	14	21	28	Volts
Average Forward Rectified Current... $I_{F(av)}$ @ $T_A = 55^\circ\text{C}$	1.0	Amps
Non-Repetitive Peak Forward Surge Current... I_{FSM} @ Rated Load Conditions, 1/2 Wave, 60 HZ, $T_J = 75^\circ\text{C}$	25	Amps
Forward Voltage... V_F @ $I_F = 3.0$ Amps	.450	.550	.600	Volts
DC Reverse Current... I_R @ Rated DC Blocking Voltage	$T_J = 25^\circ\text{C}$ $T_J = 100^\circ\text{C}$	1.0 10	mAmps mAmps
Typical Junction Capacitance... C_j	110	<70 >		pF
Operating & Storage Temperature Range... T_J, T_{STRG} -65 to 125			°C

Typical Reverse Characteristics



Instantaneous Forward Characteristics



Typical Junction Capacitance

