
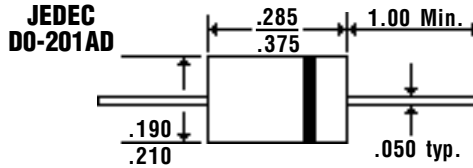


3.0 Amp BARRIER SCHOTTKY RECTIFIERS

Description



Mechanical Dimensions

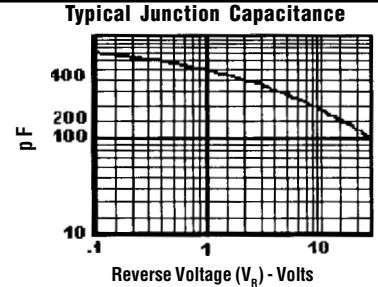
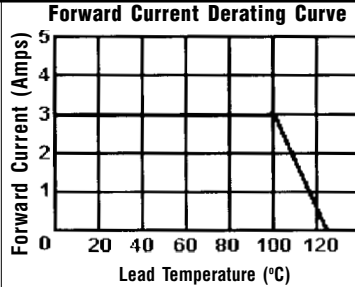
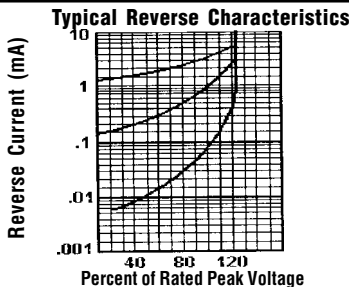


1N5820, 21 & 22 Series

Features

- EXTREMELY LOW V_F
- LOW POWER LOSS — HIGH EFFICIENCY
- LOW STORED CHARGE; MAJORITY CARRIER CONDUCTION
- MEETS UL SPECIFICATION 94V-0

Electrical Characteristics @ 25°C.	1N5820, 21 & 22 Series			Units
Maximum Ratings	1N5820	1N5821	1N5822	
Peak Repetitive Reverse Voltage... V_{RRM}	20	30	40	Volts
Working Peak Reverse Voltage... V_{RWM}	20	30	40	Volts
DC Blocking Voltage... V_{DC}	20	30	40	Volts
RMS Reverse Voltage... $V_{R(rms)}$	14	21	28	Volts
Average Forward Rectified Current... $I_{F(av)}$ @ $T_A = 55^\circ C$	3.0			Amps
Non-Repetitive Peak Forward Surge Current... I_{FSM} @ Rated Load Conditions, 1/2 Wave, 60 HZ, $T_L = 75^\circ C$	80			Amps
Forward Voltage... V_F @ $I_F = 3.0$ Amps	.475	.500	.525	Volts
DC Reverse Current... I_R @ Rated DC Blocking Voltage	$T_L = 25^\circ C$	2.0		mAmps
	$T_L = 100^\circ C$	10		mAmps
Typical Junction Capacitance... C_J	250			pF
Operating & Storage Temperature Range... T_J, T_{STRG}	-65 to 125			°C



- NOTES:**
1. Measured @ 1 MHz and applied reverse voltage of 4.0V.
 2. Thermal Resistance Junction to Ambient, Jedec Method.
 3. When Mounted to heat sink, from body.