

ISSUE 3; July 2016

Description

- Hermetically sealed ceramic package with a seam sealed metal lid suitable for automotive applications. Qualified to AEC-Q200 and available with TS16949 release.
- A 2 pad
- B 4 pad

Frequency Parameters

- Frequency: 8.0MHz to 125.0MHz
- Frequency Tolerance: $\pm 10.00\text{ppm}$ to $\pm 50.00\text{ppm}$
- Tolerance Condition: @ 25°C
- Frequency Stability: $\pm 50.00\text{ppm}$ to $\pm 150.00\text{ppm}$
- Ageing: $\pm 5\text{ppm}$ max per year @ 25°C

Electrical Parameters

- Load Capacitance (CL): 8.0pF to 75.0pF
- Shunt Capacitance (C0): 7pF max
- Drive Level: 50 μ W typical (200 μ W max)

Operating Temperature Ranges

- 40 to 85°C
- 40 to 125°C

Environmental Parameters

- Storage Temperature Range: -45°C to Max Operating Temperature+5°C
- Qualified to AEC-Q200

Manufacturing Details


- Maximum Process Temperature: 260°C (10secs max)

Ordering Information

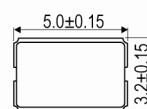
- Frequency*
- Model*
- Variant*
- Frequency Tolerance (@ 25°C)*
- Frequency Stability (over operating temperature range)*
- Operating Temperature Range*
- Load Capacitance*
- Overtone
- (*minimum required)
- Example:
20.00MHz IQXC-104 AUTO - B
50/100/-40 to 125C/8 FUND

Compliance

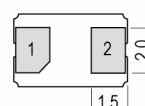
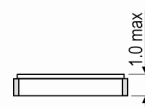
- RoHS Status (2011/65/EU): Compliant
- REACH Status: Compliant
- MSL Rating (JDEC-STD-033): Not Applicable



Outline (mm) -A = 2 pad

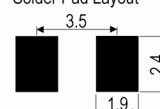


Pad connections
1. Crystal
2. Crystal

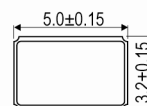


Underside View

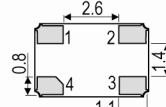
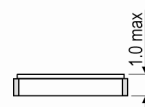
Solder Pad Layout



Outline (mm) -B = 4 pad

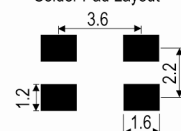


Pad connections
1. Crystal
2. GND
3. Crystal
4. GND



Underside View

Solder Pad Layout



Sales Office Contact Details:

UK: +44 (0)1460 270200
Germany: 0800 1808 443

France: 0800 901 383
USA: +1.760.318.2824

Email: info@iqdfrequencyproducts.com
Web: www.iqdfrequencyproducts.com

Packaging Details

- Pack Style: Reel Tape & reel in accordance with EIA-481-D
 Pack Size: 5,000
- Pack Style: Bulk Bulk pack
 Pack Size: 100
- Pack Style: Cutt Cut tape
 Pack Size: 1

Electrical Specification - maximum limiting values

Frequency Min	Frequency Max	Temperature Range	Stability (Min)	Over Tone Order	ESR
		°C	ppm		Ω
8.0MHz	14.0MHz	-40 to 85 -40 to 125	±50 ±100	Fundamental	150
14.000001MHz	20.0MHz	-40 to 85 -40 to 125	±50 ±100	Fundamental	120
20.000001MHz	26.0MHz	-40 to 85 -40 to 125	±50 ±100	Fundamental	100
26.000001MHz	50.0MHz	-40 to 85 -40 to 125	±50 ±100	Fundamental	60
40.0MHz	125.0MHz	-40 to 85 -40 to 125	±50 ±100	3rd Overtone	120

*Stability Maximum values ±150ppm

This document was correct at the time of printing; please contact your local sales office for the latest version.

[Click to view latest version on our website.](#)

Sales Office Contact Details:

UK: +44 (0)1460 270200
 Germany: 0800 1808 443

France: 0800 901 383
 USA: +1.760.318.2824

Email: info@iqdfrequencyproducts.com
 Web: www.iqdfrequencyproducts.com