

ISSUE 2; April 2016

### Description

- Standard 1.6 x 1.2mm crystal oscillator in a ceramic package with a seam sealed metal lid, hermetically sealed

### Frequency Parameters

- Frequency: 1.0MHz to 80.0MHz
- Frequency Stability:  $\pm 30.00\text{ppm}$  to  $\pm 100.00\text{ppm}$
- Ageing:  $\pm 5\text{ppm}$

### Electrical Parameters

- Supply Voltage: 2.5V  $\pm 10\%$
- Standby Current: 10 $\mu\text{A}$  max

### Operating Temperature Ranges

- 20 to 70°C
- 40 to 85°C

### Output Details

- Output Compatibility: CMOS
- Drive Capability: 15pF max

### Output Control

- Logic '1' ( $\geq 70\%V_S$ ) to pad 1 enables oscillator output
- Logic '0' ( $\leq 30\%V_S$ ) to pad 1 disables oscillator output; when disabled the oscillator output goes to the high impedance state
- No connection to pad 1 enables oscillator output

### Environmental Parameters

- Shock: IEC 60068-2-27: 1000G, 1ms, 3 times in each of 3 mutually perpendicular planes
- Vibration: IEC 60068-2-6: 1.5mm amplitude, 10Hz-55Hz, 1min in 3 mutually perpendicular planes, duration 2hrs each plane (total 6hrs)
- Storage Temperature Range: -40 to 85°C

### Ordering Information

- Frequency\*
- Model\*
- Output
- Frequency Stability\*
- Operating Temperature Range\*
- Supply Voltage
- (\*minimum required)
- Example
- 10.0MHz IQXO-641
- CMOS  $\pm 50\text{ppm}$  -20 to 70C 2.5V

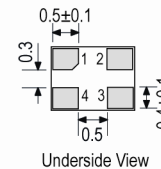
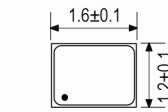
### Compliance

- RoHS Status (2011/65/EU): Compliant
- REACH Status: Compliant
- MSL Rating (JDEC-STD-033): Not Applicable

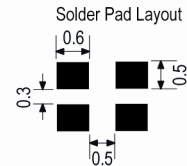
### Packaging Details

- Pack Style: Reel Tape & reel in accordance with EIA-481-D
- Pack Size: 3,000

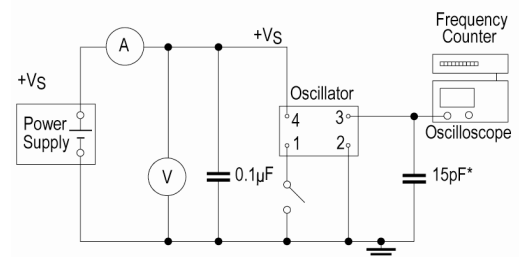
### Outline (mm)



- Pad Connections
- Standby Operation
  - GND & Lid
  - Output
  - +V<sub>S</sub>

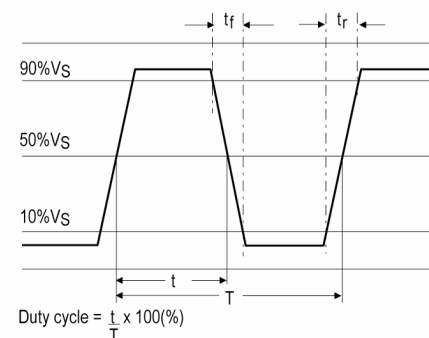


### Test Circuit



\* Inclusive of jiggging and equipment capacitance

### Wave Form



### Sales Office Contact Details:

UK: +44 (0)1460 270200

Germany: 0800 1808 443

France: 0800 901 383

USA: +1.760.318.2824

Email: [info@iqdfrequencyproducts.com](mailto:info@iqdfrequencyproducts.com)

Web: [www.iqdfrequencyproducts.com](http://www.iqdfrequencyproducts.com)

Electrical Specification - maximum limiting values 2.5V  $\pm$ 10%

Frequency Min	Frequency Max	Temperature Range	Stability (Min)	Current Draw	Rise and Fall Time	Duty Cycle
		°C	ppm	mA	ns	%
1.0MHz	20.0MHz	-20 to 70	$\pm$ 30.0	3	5	45/55%
		-40 to 85	$\pm$ 50.0	3	5	45/55%
20.000001MHz	40.0MHz	-20 to 70	$\pm$ 30.0	5	5	45/55%
		-40 to 85	$\pm$ 50.0	5	5	45/55%
40.000001MHz	60.0MHz	-20 to 70	$\pm$ 30.0	7	5	45/55%
		-40 to 85	$\pm$ 50.0	7	5	45/55%
60.000001MHz	80.0MHz	-20 to 70	$\pm$ 30.0	9	5	45/55%
		-40 to 85	$\pm$ 50.0	9	5	45/55%

*This document was correct at the time of printing; please contact your local sales office for the latest version.*

[Click to view latest version on our website.](#)

**Sales Office Contact Details:**

UK: +44 (0)1460 270200

France: 0800 901 383

Email: [info@iqdfrequencyproducts.com](mailto:info@iqdfrequencyproducts.com)

Germany: 0800 1808 443

USA: +1.760.318.2824

Web: [www.iqdfrequencyproducts.com](http://www.iqdfrequencyproducts.com)