

ISSUE 1; January 2016

Description

- The IQXT-311 delivers exceptional phase noise and jitter performance, and enhanced frequency versus temperature stability. The single chip oscillator with its analogue compensation circuit is capable of sub 0.1ppm frequency stability over an extended temperature range and RMS phase jitter down to 0.13ps for IEEE1588 and SyncE applications.
- FEATURES:
RMS phase jitter down to 0.13ps.
Phase noise < \square 160dBc/Hz noise floor.
Voltage Control and T \square sense options available.
- APPLICATIONS:
Positioning
Test & Measurement
Telecommunications
Hi \square Rel / Defence
- Standard Frequencies: 10.0MHz, 12.80MHz, 16.3840MHz, 19.20MHz, 19.440MHz, 20.0MHz, 25.0MHz, 26.0MHz, 30.720MHz, 38.880MHz and 40.0MHz.

Frequency Parameters

- Frequency 1.25MHz to 52.0MHz
- Frequency Tolerance \pm 1.00ppm
- Tolerance Condition @ 25°C \pm 1°C
- Frequency Stability (referenced to (Fmax+Fmin)/2): \pm 0.05ppm to \pm 2.50ppm
Note: The best available stability depends on the nominal frequency and selected operating temperature range.
- Ageing:
F \leq 26.0MHz: \pm 1ppm max/yr, \pm 3ppm max over 10yrs
F>26.0MHz: \pm 2ppm max/yr, \pm 5ppm max over 10yrs
- Root Allan Variance (F=20.0MHz @ 25°C, tau=1sec): 5xE-11 typ
- Acceleration Sensitivity (gamma vector of all 3 axes from 30 to 1500Hz): Typically 2ppb/G max
- Supply Voltage Variation (\pm 5% change @ 25°C ref to frequency @ nominal Vs): \pm 25ppb typ
- Load Variation:
HCMOS & ACMOS (\pm 5pF change @ 25°C ref to frequency @ nominal load): \pm 50ppb typ
Sine & Clipped Sine (\pm 10% change @ 25°C ref to frequency @ nominal load): \pm 50ppb typ
- Reflow Variation (after 1hr recovery @ 25°C): \pm 0.5ppm max

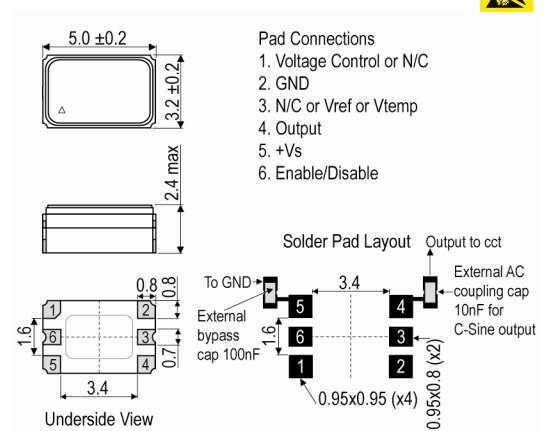
Electrical Parameters

- Supply Voltage Range: 2.5V to 5.7V
(Standard Voltages are 3.0, 3.3 & 5.0V)
- Supply Current:
HCMOS: 4mA typ
ACMOS: 8mA typ
Sine: 8mA typ
Clipped Sine: 2mA typ

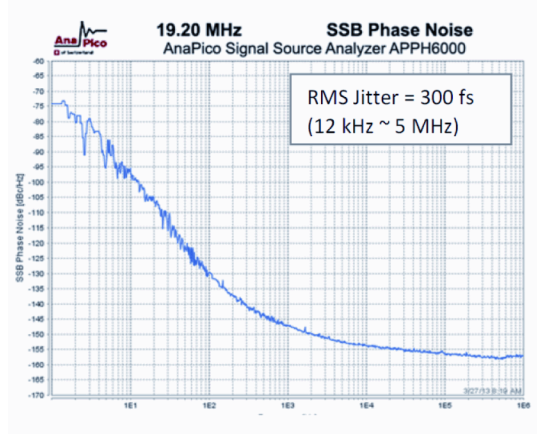
Frequency Adjustment

- Control Voltage 1.5V \pm 1.0V
- Pulling:
F \leq 26.0MHz: \pm 5ppm min
F>26.0MHz: \pm 7ppm min

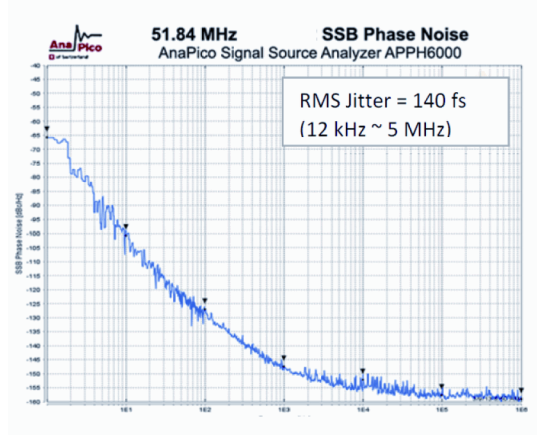
Outline (mm)



Example Phase Noise @ 19.20MHz



Example Phase Noise @ 51.84MHz



Sales Office Contact Details:

UK: +44 (0)1460 270200
Germany: 0800 1808 443

France: 0800 901 383
USA: +1.760.318.2824

Email: info@iqdfrequencyproducts.com
Web: www.iqdfrequencyproducts.com

Operating Temperature Ranges

- -55 to 105°C

Output Details

- Output Compatibility HCMOS/Sine/Clipped Sine
- Output Compatibility: HCMOS, ACMOS, Sine or Clipped Sine.
- Start Up Time (amplitude within 90% of specified output level): 5ms to 15ms

Output Control

- Tri-State Mode:
Logic '0' (20%Vs max) to pad 6 disables the oscillator output, the output goes to a high impedance state.
Logic '1' (60%Vs min) or no connection to pad 6 enables the oscillator output.

Compliance

- RoHS Status (2011/65/EU) Compliant
- REACh Status Compliant
- MSL Rating (JDEC-STD-033): 1

Packaging Details

- Pack Style: Bulk Bulk pack
Pack Size: 100
- Pack Style: Reel Tape & reel in accordance with EIA-481-D
Pack Size: 1,000

Electrical Specification - maximum limiting values

Frequency Min	Frequency Max	Temperature Range	Stability	Current Draw	Rise and Fall Time	Duty Cycle
		°C	ppm	mA	ns	%
1.25MHz	52.0MHz	-55 to 105	-	-	-	-

This document was correct at the time of printing; please contact your local sales office for the latest version.

[Click to view latest version on our website.](#)

Chipset Approval Table

IQD Model	Ref No.	Frequency	Chipset Type	IC Supplier	
IQXT-311-1	E6282LF	20.0MHz	82P33731	IDT	
IQXT-311-2	E6579LF	20.0MHz	BCM85820	Broadcom	
IQXT-311-3	E6580LF	20.0MHz	BCM85820	Broadcom	

Sales Office Contact Details:

UK: +44 (0)1460 270200

Germany: 0800 1808 443

France: 0800 901 383

USA: +1.760.318.2824

Email: info@iqdfrequencyproducts.com

Web: www.iqdfrequencyproducts.com