


Technical Data Sheet Top Infrared LED IR67-21C/TR8

Features

- Compatible with infrared and vapor phase reflow solder process.
- Low forward voltage.
- View angle 120°
- Pb free
- The product itself will remain within RoHS compliant version.



Description

- IR67-21C/TR8 is an infrared emitting diode in miniature SMD package which is molded in a water clear plastic with flat top view lens
- The device is spectrally matched with silicon photodiode and phototransistor.

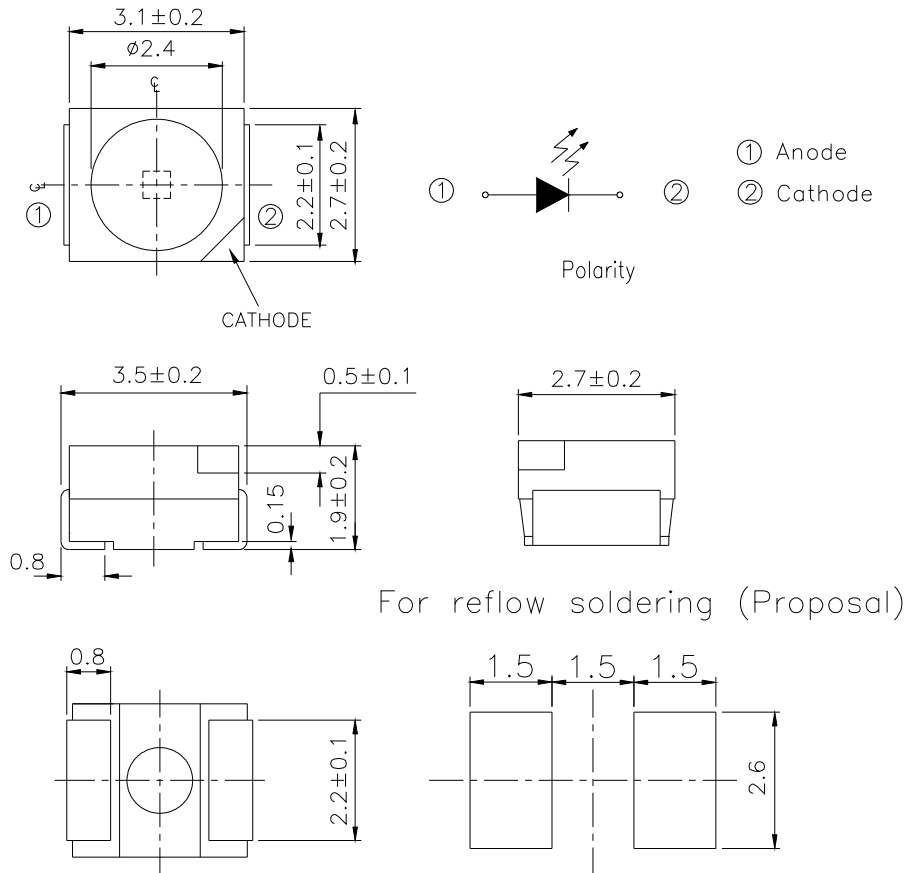
Applications

- Sensor
- Optoelectronic switch
- Camera
- VCR
- Video
- Smoke detector

Device Selection Guide

Device No.	Chip Material	Lens Color
IR67-21C/TR8	GaAlAs	Water clear

Package Dimensions



- Notes:** 1.All dimensions are in millimeters
2.Tolerances unless dimensions ± 0.1 mm

Absolute Maximum Ratings (Ta=25°C)

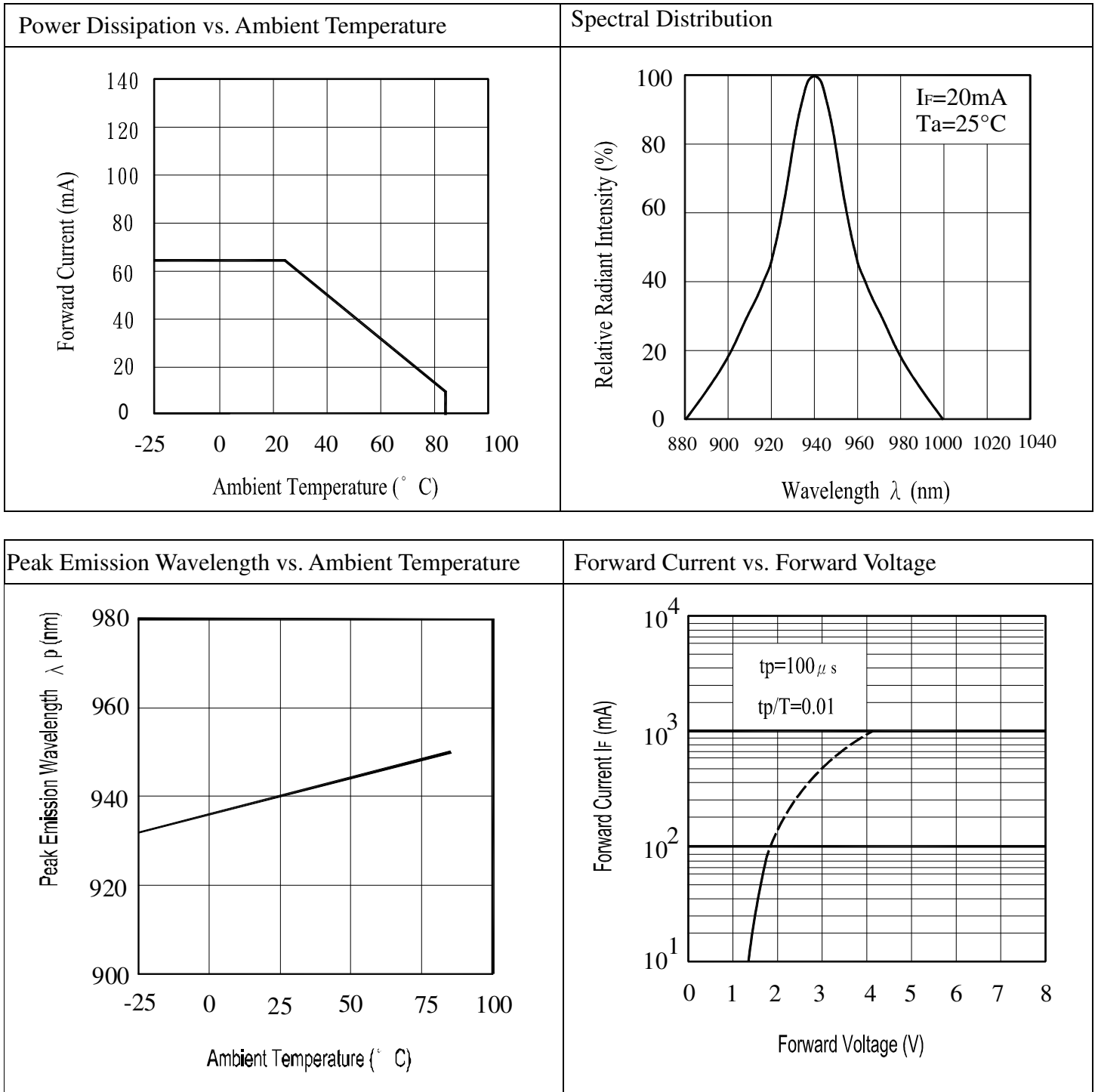
Parameter	Symbol	Rating	Unit
Continuous Forward Current	I_F	65	mA
Peak Forward Current *1	I_{FP}	1.0	A
Reverse Voltage	V_R	5	V
Operating Temperature	T_{opr}	-40 ~ +85	°C
Storage Temperature	T_{stg}	-40 ~ +100	°C
Soldering Temperature *2	T_{sol}	260	°C
Power Dissipation at(or below) 25°C Free Air Temperature	P_d	130	mW
Temperature resistance junction ambient	R_{thj-a}	400	K/W

- Notes:** *1: I_{FP} Conditions--Pulse Width $\leq 100 \mu s$ and Duty $\leq 1\%$.
*2: Soldering time ≤ 5 seconds.

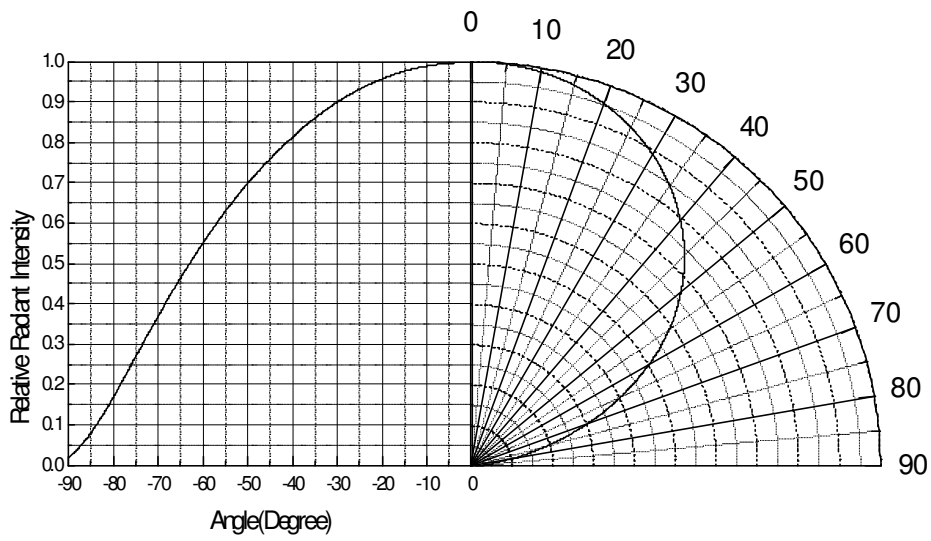
Electro-Optical Characteristics (Ta=25°C)

Parameter	Symbol	Min.	Typ.	Max.	Unit	Condition
Radiant Intensity	I _e	1.0	1.5	--	mW /sr	I _F =20mA
		4	8	20		I _F =100mA Pulse Width ≤ 100 μs ,Duty ≤ 1%
Peak Wavelength	λ _p	--	940	--	nm	I _F =100mA
Spectral Bandwidth	Δ λ	--	45	--	nm	I _F =100mA
Forward Voltage	V _F	--	1.2	1.5	V	I _F =20mA
		--	1.4	1.8		I _F =100mA Pulse Width ≤ 100 μs ,Duty ≤ 1%
Reverse Current	I _R	--	--	10	μ A	V _R =5V
View Angle	2θ1/2	--	120	--	deg	I _F =20mA

Typical Electrical/Optical/Characteristics Curves for IR



Relative Radiant Intensity vs. Angular Displacement



● **Precautions For Use**

1. Over-current-proof

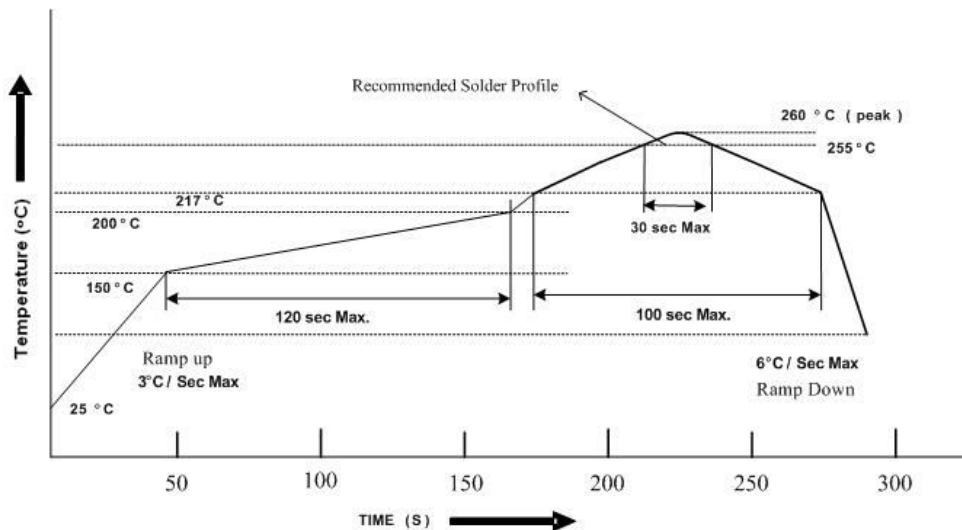
Customer must apply resistors for protection , otherwise slight voltage shift will cause big current change (Burn out will happen).

2. Storage

- 2.1 Do not open moisture proof bag before the products are ready to use.
- 2.2 Before opening the package, the LEDs should be kept at 30°C or less and 90%RH or less.
- 2.3 The LEDs should be used within a year.
- 2.4 After opening the package, the LEDs should be kept at 30°C or less and 70%RH or less.
- 2.5 The LEDs should be used within 168 hours (7 days) after opening the package
- 2.6 If the moisture absorbent material (silica gel) has faded away or the LEDs have exceeded the storage time, baking treatment should be performed using the following conditions.
Baking treatment : 60±5°C for 24 hours.

3. Soldering Condition

3.1 Pb-free solder temperature profile



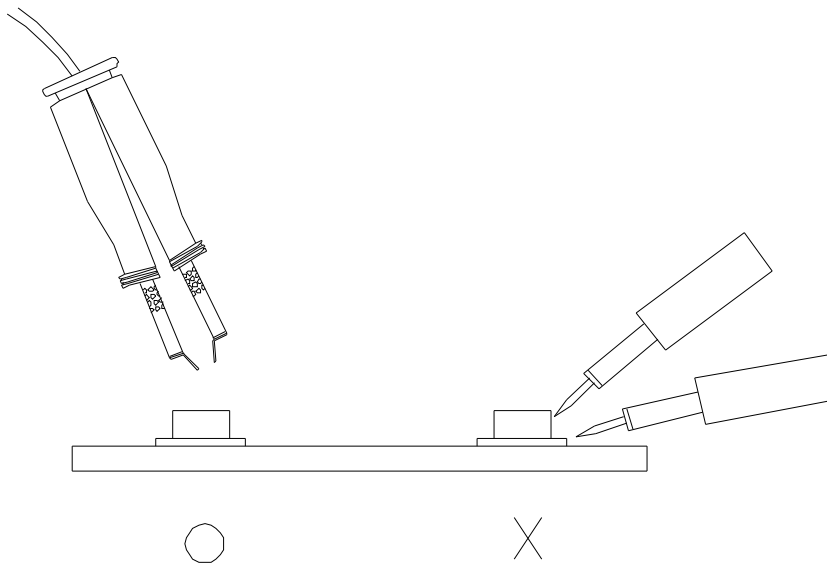
- 3.2 Reflow soldering should not be done more than two times.
- 3.3 When soldering, do not put stress on the LEDs during heating.
- 3.4 After soldering, do not warp the circuit board.

4. Soldering Iron

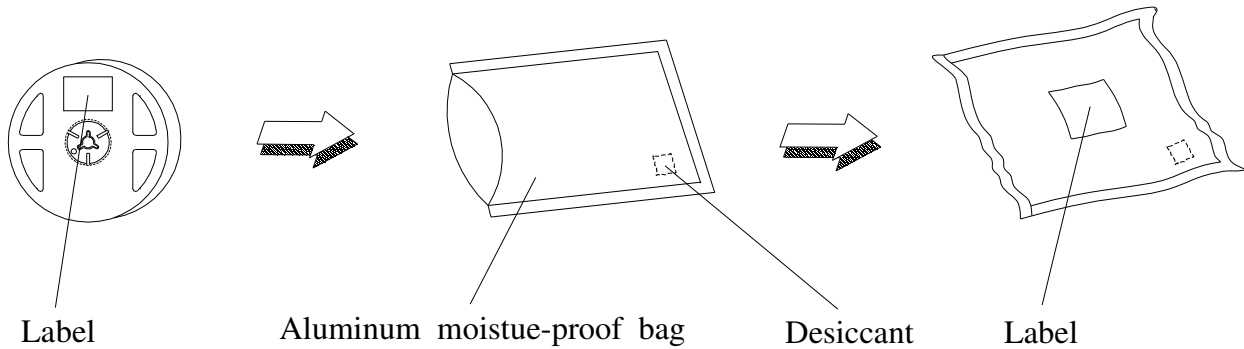
Each terminal is to go to the tip of soldering iron temperature less than 350°C for 3 seconds within once in less than the soldering iron capacity 25W. Leave two seconds and more intervals, and do soldering of each terminal. Be careful because the damage of the product is often started at the time of the hand solder.

5. Repairing

Repair should not be done after the LEDs have been soldered. When repairing is unavoidable, a double-head soldering iron should be used (as below figure). It should be confirmed beforehand whether the characteristics of the LEDs will or will not be damaged by repairing.



Packing Procedure



Label Form Specification

	EVERLIGHT	
CPN : P/N : XXXXXXXXXXXXXXXX XXXXXXXXXXXXXX		RoHS
QTY : XXX 	CAT : XXX HUE : XXX REF : XXX	
LOT NO : XXXXXXXXXXXX 		
Reference : XXXXXXXX 		

CPN: Customer's Production Number

P/N : Production Number

QTY: Packing Quantity

CAT: Ranks

HUE: Peak Wavelength

REF: Reference

LOT No: Lot Number

MADE IN TAIWAN: Production Place

Notes

1. Above specification may be changed without notice. EVERLIGHT will reserve authority on material change for above specification.
2. When using this product, please observe the absolute maximum ratings and the instructions for using outlined in these specification sheets. EVERLIGHT assumes no responsibility for any damage resulting from use of the product which does not comply with the absolute maximum ratings and the instructions included in these specification sheets.
3. These specification sheets include materials protected under copyright of EVERLIGHT corporation. Please don't reproduce or cause anyone to reproduce them without EVERLIGHT's consent.

EVERLIGHT ELECTRONICS CO., LTD.
Office: No 6-8, Zhonghua Rd., Shulin Dist.,
New Taipei City 23860, Taiwan, R.O.C

Tel: 886-2-2685-6688
Fax: 886-2-2685-6699
<http://www.everlight.com>