

isc N-Channel MOSFET Transistor

IRFP340R

FEATURES

- Drain Current $-I_D = 10A @ T_C = 25^\circ C$
- Drain Source Voltage-
: $V_{DSS} = 400V$ (Min)
- Static Drain-Source On-Resistance
: $R_{DS(on)} = 0.55 \Omega$ (Max)
- Fast Switching
- 100% avalanche tested
- Minimum Lot-to-Lot variations for robust device performance and reliable operation

DESCRIPTION

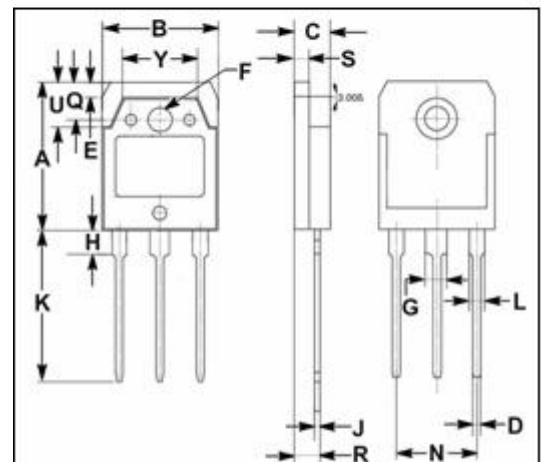
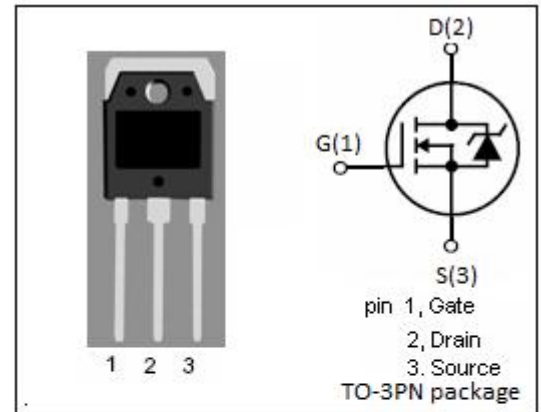
- Designed for use in switch mode power supplies and general purpose applications.

ABSOLUTE MAXIMUM RATINGS ($T_a = 25^\circ C$)

SYMBOL	PARAMETER	VALUE	UNIT
V_{DSS}	Drain-Source Voltage	400	V
V_{GS}	Gate-Source Voltage-Continuous	± 20	V
I_D	Drain Current-Continuous	10	A
I_{DM}	Drain Current-Single Pulse	40	A
P_D	Total Dissipation @ $T_C = 25^\circ C$	125	W
T_J	Max. Operating Junction Temperature	-55~150	$^\circ C$
T_{stg}	Storage Temperature	-55~150	$^\circ C$

THERMAL CHARACTERISTICS

SYMBOL	PARAMETER	MAX	UNIT
$R_{th j-c}$	Thermal Resistance, Junction to Case	0.83	$^\circ C/W$
$R_{th j-a}$	Thermal Resistance, Junction to Ambient	30	$^\circ C/W$




DIM	mm	
	MIN	MAX
A	19.60	20.30
B	15.50	15.70
C	4.70	4.90
D	0.90	1.10
E	1.90	2.10
F	3.40	3.60
G	2.90	3.20
H	3.20	3.40
J	0.595	0.605
K	19.80	20.70
L	1.90	2.20
N	10.89	10.91
Q	4.90	5.10
R	3.35	3.45
S	1.995	2.100
U	5.90	6.20
Y	9.90	10.10

isc N-Channel MOSFET Transistor

IRFP340R

ELECTRICAL CHARACTERISTICS

 $T_c=25^\circ\text{C}$ unless otherwise specified

SYMBOL	PARAMETER	CONDITIONS	MIN	MAX	UNIT
$V_{(BR)DSS}$	Drain-Source Breakdown Voltage	$V_{GS}=0; I_D=0.25\text{mA}$	400		V
$V_{GS(th)}$	Gate Threshold Voltage	$V_{DS}=V_{GS}; I_D=0.25\text{mA}$	2	4	V
$R_{DS(on)}$	Drain-Source On-Resistance 	$V_{GS}=10\text{V}; I_D=5\text{A}$		0.55	Ω
I_{GSS}	Gate-Body Leakage Current	$V_{GS}= \pm 20\text{V}; V_{DS}=0$		± 100	nA
I_{DSS}	Zero Gate Voltage Drain Current	$V_{DS}=400\text{V}; V_{GS}=0$		250	μA
V_{SD}	Forward On-Voltage	$I_S=10\text{A}; V_{GS}=0$		2.0	V

NOTICE:

ISC reserves the rights to make changes of the content herein the datasheet at any time without notification. The information contained herein is presented only as a guide for the applications of our products.

ISC products are intended for usage in general electronic equipment. The products are not designed for use in equipment which require specialized quality and/or reliability, or in equipment which could have applications in hazardous environments, aerospace industry, or medical field. Please contact us if you intend our products to be used in these special applications.

ISC makes no warranty or guarantee regarding the suitability of its products for any particular purpose, nor does ISC assume any liability arising from the application or use of any products, and specifically disclaims any and all liability, including without limitation special, consequential or incidental damages.