

用途:用于高效 DC/DC 转换和功率开关。

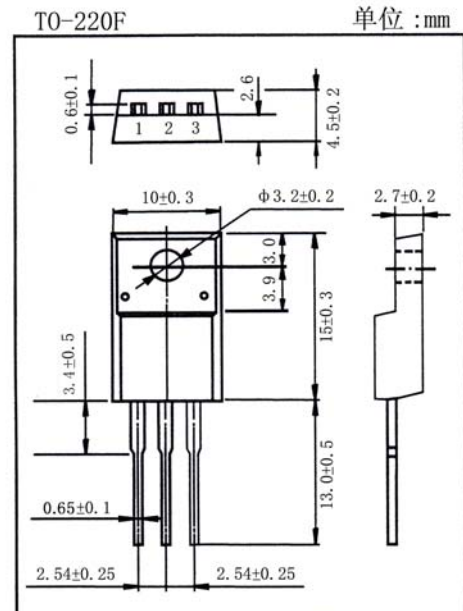
Purpose: These devices are well suited for high efficiency switching DC/DC converters and switch mode power supplies.

特点: 低栅电荷, 低反馈电容, 开关速度快。

Features: Low gate charge, low crss, fast switching.

极限参数/Absolute maximum ratings(Ta=25°C)

参数符号 Symbol	数值 Rating	单位 Unit
V_{DSS}	250	V
I_D (Tc=25°C)	8.1	A
I_D (Tc=100°C)	5.1	A
I_{DM}	32.4	A
V_{GSS}	±30	V
E_{AS}	200	mJ
E_{AR}	7.4	mJ
I_{AR}	8.1	A
P_D (Tc=25°C)	38	W
T_J, T_{STG}	-55 to 150	°C

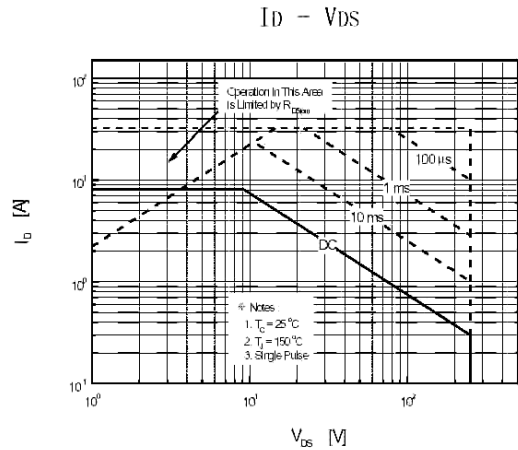
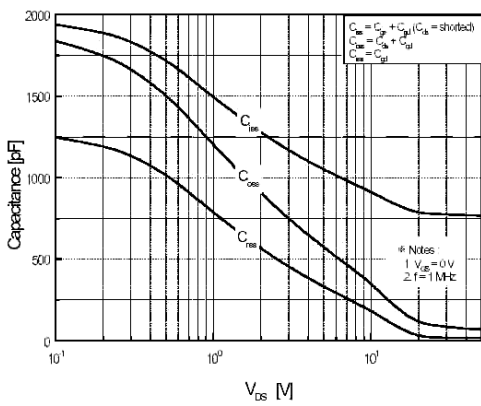
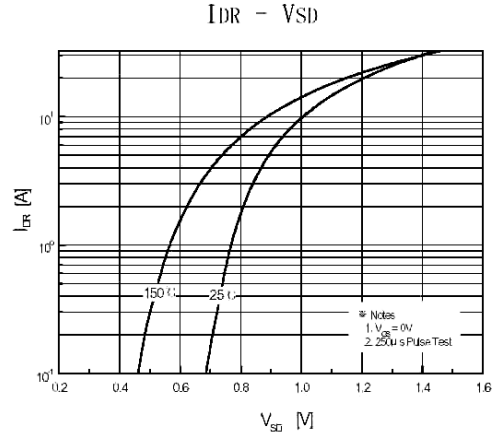
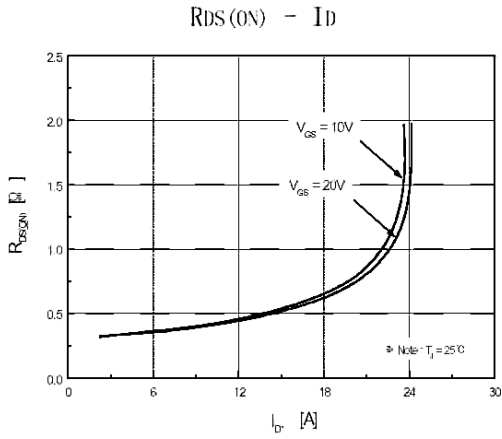
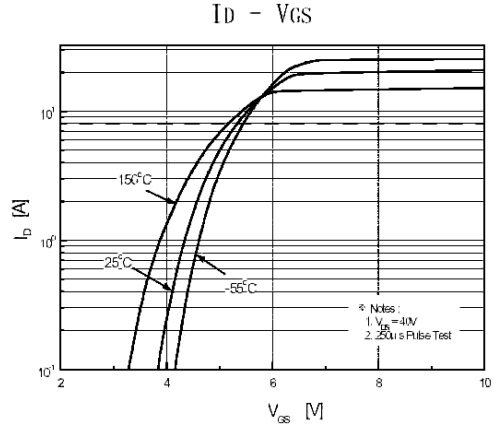
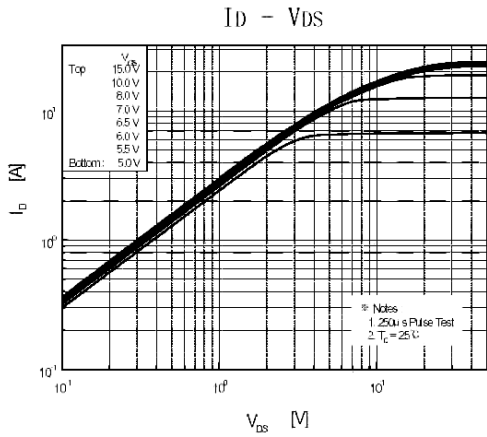


引脚: 1.G 2.D 3.S

电性能参数/Electrical Characteristics(Ta=25°C)

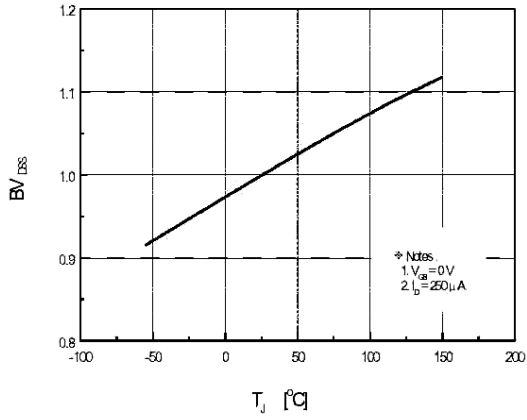
参数符号 Symbol	测试条件 Test Conditions	最小值 Min	典型值 Typ	最大值 Max	单位 Unit
BV_{DSS}	$V_{GS}=0V$ $I_D=250\mu A$	250			V
I_{DSS}	$V_{DS}=250V$ $V_{GS}=0V$			10	μA
	$V_{DS}=200V$ $T_C=125^\circ C$			100	μA
I_{GSS}	$V_{GS}=\pm 30V$ $V_{DS}=0V$			±0.1	μA
$V_{GS(th)}$	$V_{DS}=V_{GS}$ $I_D=250\mu A$	2.0		4.0	V
$R_{DS(on)}$	$V_{GS}=10V$ $I_D=4.05A$		0.37	0.45	Ω
g_{FS}	$V_{DS}=40V$ $I_D=4.05A$		7.5		S
V_{SD}	$V_{GS}=0V$ $I_S=8.1A$			1.5	V
C_{iss}	$V_{DS}=25V$ $V_{GS}=0V$ $f=1.0MHz$		735	960	pF
C_{oss}			120	155	pF
C_{rss}			35	45	pF
$t_{d(on)}$	$V_{DD}=125V$ $I_D=8.1A$ $R_G=25\Omega$		15	40	ns
t_r			85	180	ns
$t_{d(off)}$			80	170	ns
t_f			60	130	ns

IRFS634 (CS634F)

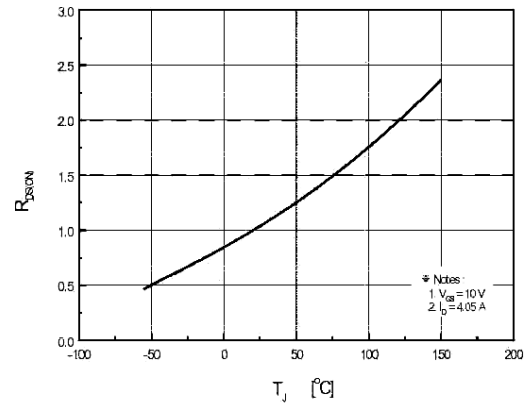


IRFS634 (CS634F)

BVDSS - T_J



R_{DS(on)} - T_J



I_D - T_C

