

- 1N5819-1 AND 1N6761-1 AVAILABLE IN JAN, JANTX, JANTXV, AND JANS PER MIL-PRF-19500/586
- 1 AMP SCHOTTKY BARRIER RECTIFIERS
- HERMETICALLY SEALED
- METALLURGICALLY BONDED

1N5819  
and  
DSB5817 and DSB5818  
and  
1N6759 thru 1N6761  
and  
DSB1A20 thru DSB1A100

## MAXIMUM RATINGS

Operating Temperature: -55°C to +125°C  
Storage Temperature: -55°C to +150°C  
Average Rectified Forward Current: 1.0 AMP @  $T_L = +55^\circ\text{C}$ ,  $L = 3/8"$   
Derating: 14 mA / °C above  $T_L = +55^\circ\text{C}$ ,  $L = 3/8"$

ELECTRICAL CHARACTERISTICS @ 25°C, unless otherwise specified.

CDI TYPE NUMBER	WORKING PEAK REVERSE VOLTAGE	MAXIMUM FORWARD VOLTAGE			MAXIMUM REVERSE LEAKAGE CURRENT AT RATED VOLTAGE	
	$V_{RWM}$	$V_F@0.1A$	$V_F@1.0A$	$V_F@3.1A$	$I_R@25^\circ\text{C}$	$I_R@100^\circ\text{C}$
	VOLTS	VOLTS	VOLTS	VOLTS	mA	mA
DSB5817	20	0.36	0.60	0.9	0.10	5.0
DSB5818	30	0.36	0.60	0.9	0.10	5.0
1N5819	40	0.36	0.60	0.9	0.10	5.0
J,JX,JV & JS 5819-1	45	0.34	0.49	0.8	0.05	5.0
1N6759	60	0.38	0.69	NA	0.10	6.0
1N6760	80	0.38	0.69	NA	0.10	6.0
1N6761	100	0.38	0.69	NA	0.10	6.0
J,JX,JV & JS 6761-1	100	0.38	0.69	NA	0.10	12.0
DSB1A20	20	0.36	0.60	0.9	0.10	5.0
DSB1A30	30	0.36	0.60	0.9	0.10	5.0
DSB1A40	40	0.36	0.60	0.9	0.10	5.0
DSB1A50	50	0.36	0.60	0.9	0.10	5.0
DSB1A60	60	0.38	0.69	NA	0.10	12.0
DSB1A80	80	0.38	0.69	NA	0.10	12.0
DSB1A100	100	0.38	0.69	NA	0.10	12.0

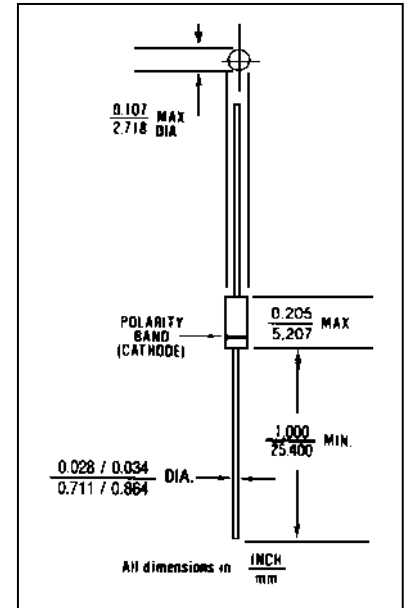


FIGURE 1

## DESIGN DATA

**CASE:** Hermetically sealed, DO - 41

**LEAD MATERIAL:** Copper clad steel

**LEAD FINISH:** Tin / Lead

**THERMAL RESISTANCE:** ( $R_{\theta JEC}$ ): 70 °C/W maximum at  $L = .375$  inch

**THERMAL IMPEDANCE:** ( $Z_{\theta JX}$ ): 12 °C/W maximum

**POLARITY:** Cathode end is banded.

**MOUNTING POSITION:** Any



**COMPENSATED DEVICES INCORPORATED**

22 COREY STREET, MELROSE, MASSACHUSETTS 02176  
PHONE (781) 665-1071 FAX (781) 665-7379  
WEBSITE: <http://www.cdi-diodes.com> E-mail: [mail@cdi-diodes.com](mailto:mail@cdi-diodes.com)

# 1N5819 and DSB5817 and DSB5818 and 1N6759 thru 1N6761 and DSB1A20 thru DSB1A100

TYPICAL REVERSE LEAKAGE CURRENT AT RATED PIV (PULSED)

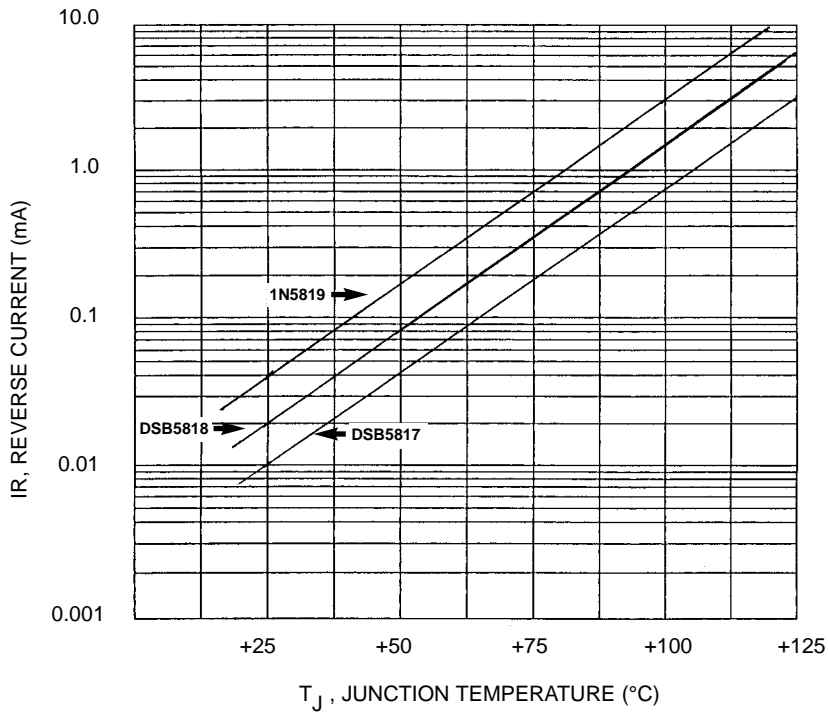


FIGURE 1

TYPICAL FORWARD VOLTAGE

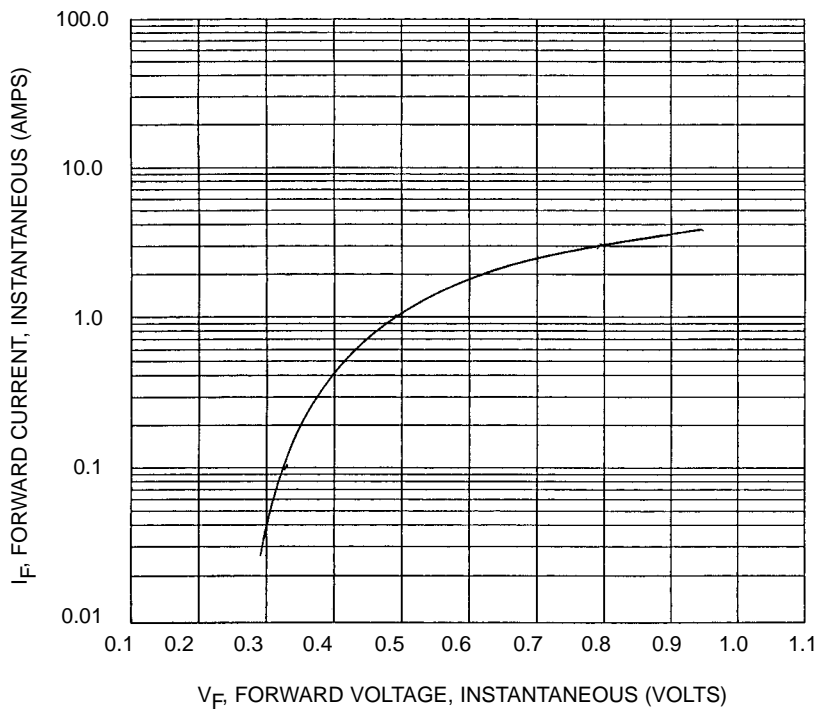


FIGURE 2