




FEATURES

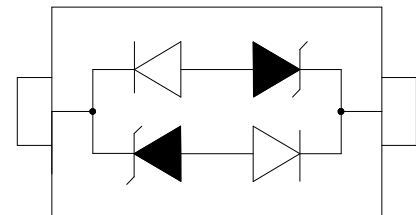
- ◇ 350 watts peak pulse power per line ($t_p=8/20\mu s$)
- ◇ Protects one bi-directional I/O line
- ◇ Low clamping voltage
- ◇ Working voltages: 3.3V
- ◇ Low leakage current
- ◇ RoHS compliant



SOD-323

MAIN APPLICATIONS

- ◇ Cell phone handsets and accessories
- ◇ Microprocessor based equipment
- ◇ Personal digital assistants (PDA's)
- ◇ Notebooks, desktops, and servers
- ◇ Portable instrumentation
- ◇ Peripherals
- ◇ USB interface



PIN Configuration

PROTECTION SOLUTION TO MEET

- ◇ IEC61000-4-2 (ESD) $\pm 30kV$ (air), $\pm 30kV$ (contact)
- ◇ IEC61000-4-4 (EFT) 40A (5/50ns)
- ◇ IEC61000-4-5 (Lightning) 20A (8/20 μs)

MECHANICAL CHARACTERISTICS

- ◇ SOD-323 package
- ◇ Molding compound flammability rating: UL 94V-0
- ◇ Weight 5 milligrams (approximate)
- ◇ Quantity per reel: 3,000pcs
- ◇ Lead finish: lead free
- ◇ Marking code: CA1

ABSOLUTE MAXIMUM RATINGS ($T_A=25^{\circ}\text{C}$, RH=45%-75%, unless otherwise noted)

Parameter	Symbol	Value	Unit
Peak pulse power dissipation on 8/20 μs waveform	P_{PP}	350	W
ESD per IEC 61000-4-2 (Air) ESD per IEC 61000-4-2 (Contact)	V_{ESD}	+/- 30 +/- 30	kV
Lead soldering temperature	T_L	260 (10 sec.)	$^{\circ}\text{C}$
Operating junction temperature range	T_J	-55 to +125	$^{\circ}\text{C}$
Storage temperature range	T_{STG}	-55 to +150	$^{\circ}\text{C}$

ELECTRICAL CHARACTERISTICS ($T_A=25^{\circ}\text{C}$)

Parameter	Symbol	Conditions	Min	Typ	Max	Unit
Reverse working voltage	V_{RWM}				3.3	V
Reverse breakdown voltage	V_{BR}	$I_T = 1\text{mA}$	4			V
Reverse leakage current	I_R	$V_{RWM} = 3.3\text{V}$			0.1	μA
Clamping voltage	V_C	$I_{PP}=1\text{A}$, $t_p = 8/20\mu\text{s}$			6.5	V
		$I_{PP}=10\text{A}$, $t_p = 8/20\mu\text{s}$			12	V
		$I_{PP}=20\text{A}$, $t_p = 8/20\mu\text{s}$			17.5	V
Junction capacitance	C_J	$V_{RWM} = 0\text{V}$, $f = 1\text{MHz}$		1.0	1.5	pF

RATINGS AND V-I CHARACTERISTICS CURVES ($T_A=25^{\circ}\text{C}$, unless otherwise noted)

FIG.1:V- I curve characteristics (Bi-directional)

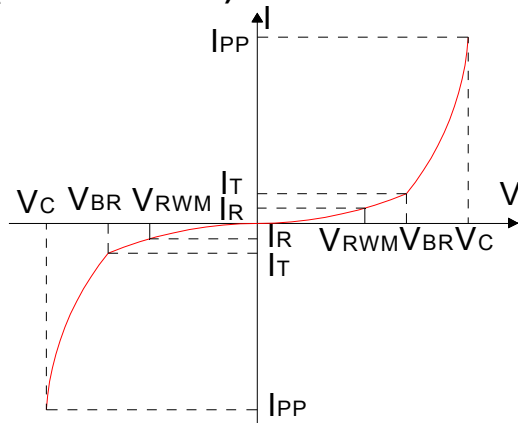


FIG.2: Pulse waveform (8/20 μs)

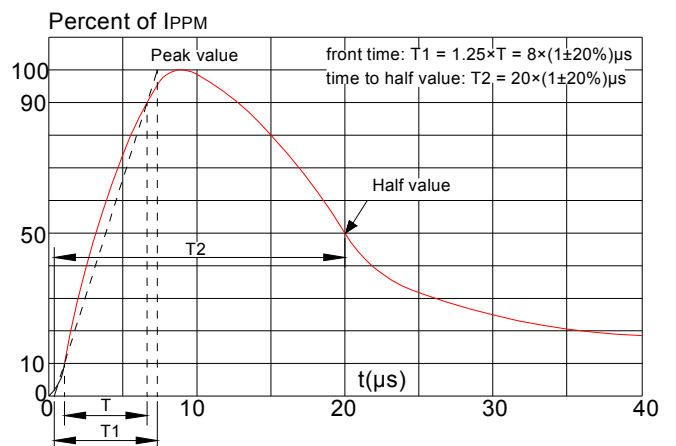


FIG.3: Pulse derating curve

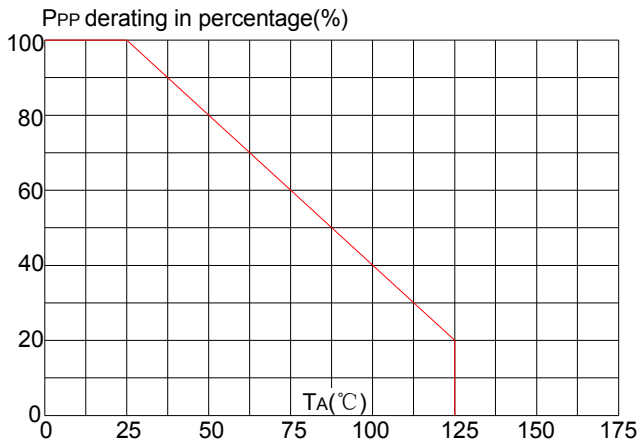
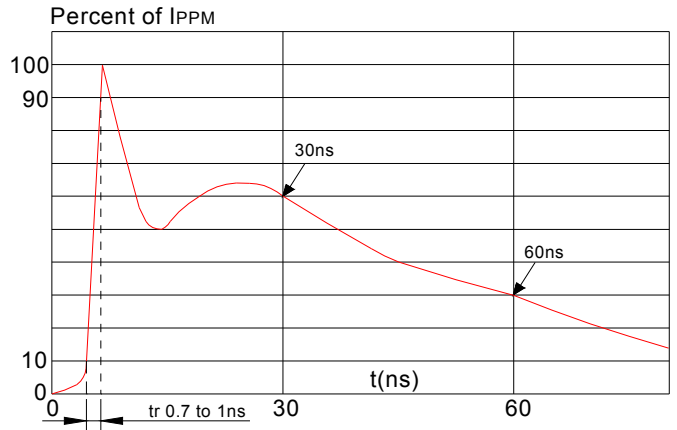
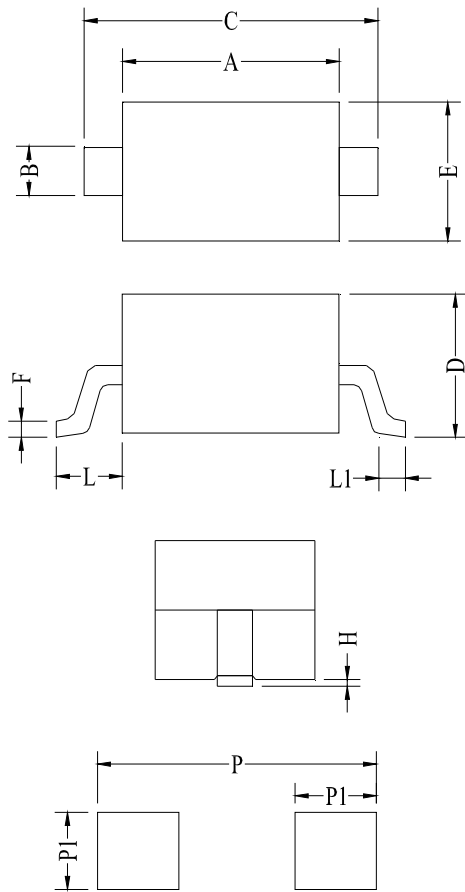


FIG.4: ESD clamping (8KV contact)



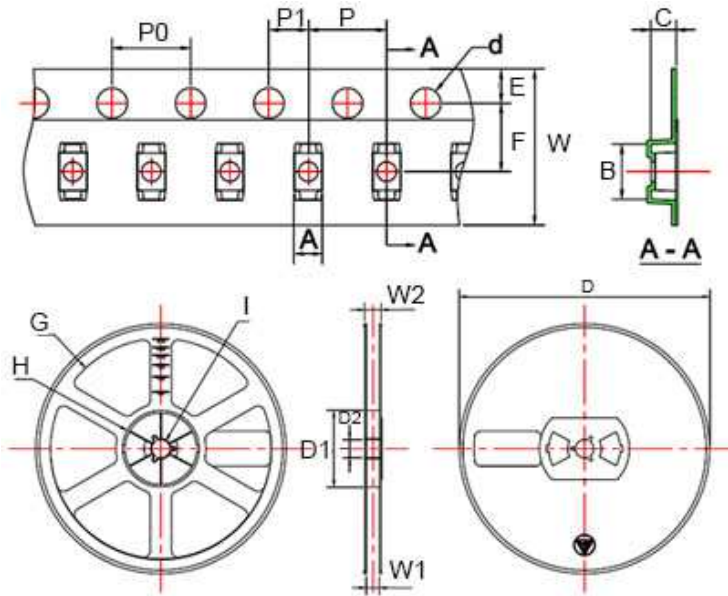
PACKAGE MECHANICAL DATA



Land Pattern

Symbol	Millimeter		Inches	
	Min	Max	Min	Max
A	1.60	1.80	0.063	0.071
B	0.25	0.35	0.010	0.014
C	2.50	2.70	0.098	0.106
D	0.00	1.00	0.000	0.039
E	1.20	1.40	0.047	0.055
F	0.08	0.15	0.003	0.006
L	0.475REF		0.019REF	
L1	0.25	0.40	0.010	0.016
H	0.00	0.10	0.000	0.004
P	3.00		0.118	
P1	0.80		0.031	

TAPE AND REEL INFORMATION-SOD-323



Symbol	Millimeters	Inches
A	1.46±0.05	0.057±0.002
B	2.90±0.05	0.114±0.002
C	1.25±0.05	0.049±0.002
d	∅1.50±0.1	∅0.059±0.004
E	1.75±0.1	0.069±0.004
F	3.50±0.1	0.138±0.004
P0	4.0±0.1	0.157±0.004
P	4.0±0.1	0.157±0.004
P1	2.0±0.1	0.079±0.004
W	8.00+0.3/-0.1	0.315+0.012/-0.004
D	∅178.0±2	∅7.008±0.079
D1	54.40±1	2.142±0.039
D2	13.0±1	0.512±0.039
G	R78.0±1	R3.071±0.039
H	R25.60±1	R1.008±0.039
I	R6.50±1	R0.256±0.039
W1	9.50±1	0.374±0.039
W2	12.30±1	0.484±0.039

Packaging description:

SOD-323 parts are shipped in tape. The carrier tape is made from a dissipative(carbon filled) polycarbonate resin. The cover tape is a multilayer film(heat activated adhesive in nature)primarily composed of polyester film, adhesive layer, sealant, and anti-static sprayed agent. The reels are blue in color and made of recyclable plastic.

ORDERING INFORMATION

OUTLINE	Package	Reel Size	Quantity Per Reel
TAPING	SOD-323	7 Inch	3,000 pcs

MARKING CODE

Part Number	Marking Code
JEB03CX	

Information furnished in this document is believed to be accurate and reliable. However, Jiangsu JieJie Microelectronics Co.,Ltd assumes no responsibility for the consequences of use without consideration for such information nor use beyond it.

Information mentioned in this document is subject to change without notice, apart from that when an agreement is signed, Jiangsu JieJie complies with the agreement.

Products and information provided in this document have no infringement of patents. Jiangsu JieJie assumes no responsibility for any infringement of other rights of third parties which may result from the use of such products and information.

This document is the 3.4th version which is made in 17-Mar.-2018. This document supersedes and replaces all information previously supplied.

 is a registered trademark of Jiangsu JieJie Microelectronics Co.,Ltd.

Copyright ©2018 Jiangsu JieJie Microelectronics Co.,Ltd. Printed All rights reserved.