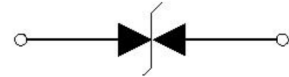





### FEATURES

- ◇ Ideal ESD protection for high frequency, high speed applications.
- ◇ Ultra-low capacitance (0.2pF typical).
- ◇ Fast response time (<1ns, 0.5ns typical).
- ◇ Very low leakage current, reduces power consumption.
- ◇ Bi-directional device for placement flexibility.
- ◇ Surface mount design for board space savings.
- ◇ Compatible with standard reflow installation procedures.

### Ceramic ESD Protector



### MAIN APPLICATIONS

- ◇ High speed data ports, DVI, HDMI1.3/1.4, USB2.0/3.0, display port 1.0/1.1, e-SATA, IEEE1394.
- ◇ Antennas (cell phone, satellite radio, GPS...), blue tooth, LED lighting protection.
- ◇ Portable devices, cellular phone, PDA's, digital cameras, digital camcorders.
- ◇ High speed ethernet, DSL modems, computers & peripherals, printer ports.
- ◇ HDTV, set top boxes, DVD players, A/V equipment, multimedia players.

### ELECTRICAL PARAMETERS( $T_A=25^{\circ}C$ )

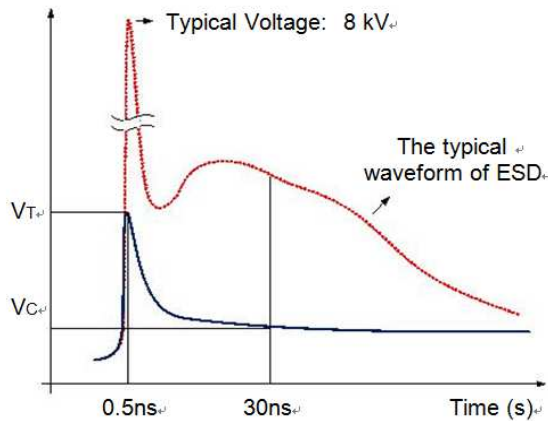
Part Number	Working voltage	Trigger voltage	Clamping voltage	Leakage current	Capacitance
	$V_{DC}$	$V_T$	$V_C$	$I_L$	$C_P$
	max(V)	typ(V)	typ(V)	max( $\mu A$ )	typ(pF)
JEB140RFA	14	200	30	0.1	0.2

\*Trigger voltage measured per IEC61000-4-2 Level 4, 8KV.

\*Capacitance measured at 1MHz.

\*Leakage current measured at working voltage.

**GENERAL CHARACTERISTICS**



IEC61000-4-2 Standards

Level	First Peak Current (A)	Peak Current at 30 ns (A)	Peak Current at 60 ns (A)	Test Voltage (Contact Discharge) (kV)	Test Voltage (Air Discharge) (kV)
1	7.5	4	2	2	2
2	15	8	4	4	4
3	22.5	12	6	6	8
4	30	16	8	8	15

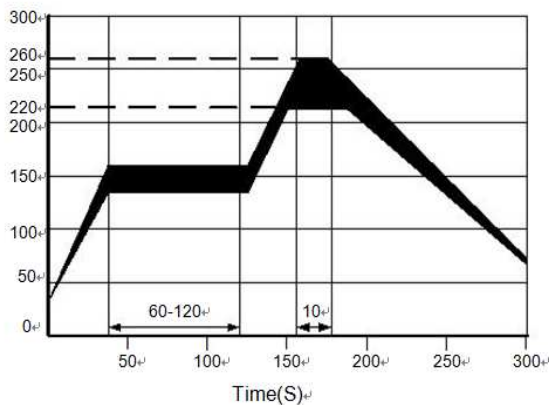
Operating temperature range	-50°C to +125°C
Storage temperature range	-50°C to +150°C
ESD Capability: IEC61000-4-2 Contact discharge IEC61000-4-2 Air discharge	8KV typical 15KV typical

**ENVIRONMENTAL SPECIFICATIONS**

- ◇ High temperature storage: 150°C, 1000 hours without load.
- ◇ Temperature cycle: The temperature cycle shall be repeated for five times, -40°C/ 30 min; room temperature/ 1~2 hours; 125°C/ 30 min; room temperature/ 1~2 hours.
- ◇ High temperature load: 85°C, 1000 hours with the maximum allowable voltage.
- ◇ Humidity load: 40°C, 90 to 95% RH environment, the maximum allowable voltage applied for 1000 hours.
- ◇ Low temperature storage: -40°C, 500 hours without load.

\* After being test, all the specimen should be stored at room temperature 1~2 hours, the change of voltage shall be within 10%.

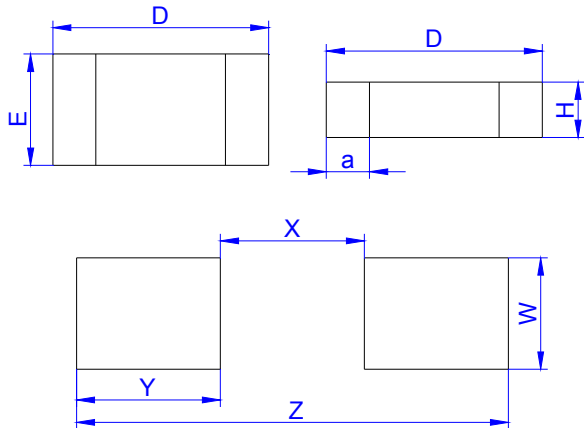
**SOLDER REFLOW RECOMMENDATIONS**



- Recommended reflow methods: IR, vapor phase oven, hot air oven.
- The device can be exposed to a maximum temperature of 260°C for 10 seconds.
- Devices can be cleaned using standard industry methods and solvents.

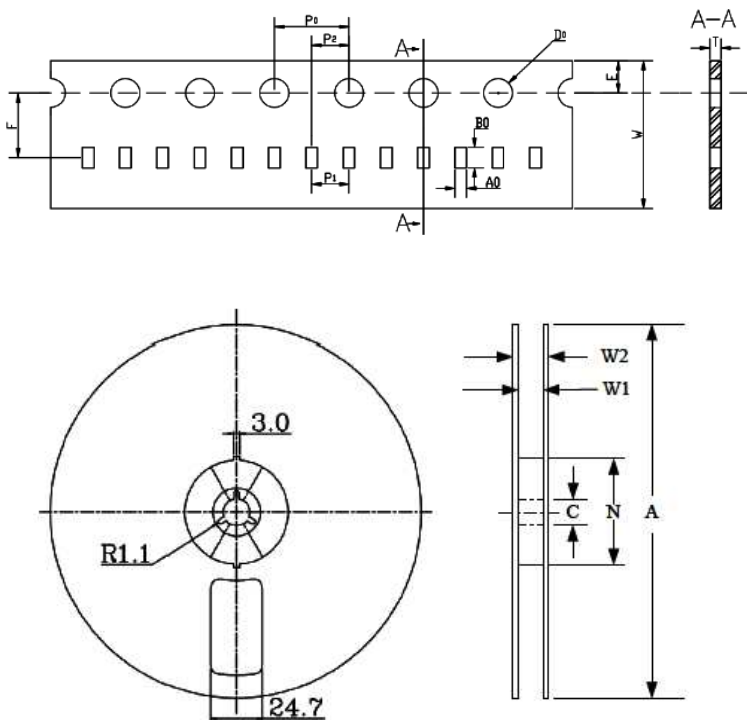
Notes: If reflow temperatures exceed the recommended profile, devices may not meet the performance requirements.

**PRODUCT DIMENSIONS**



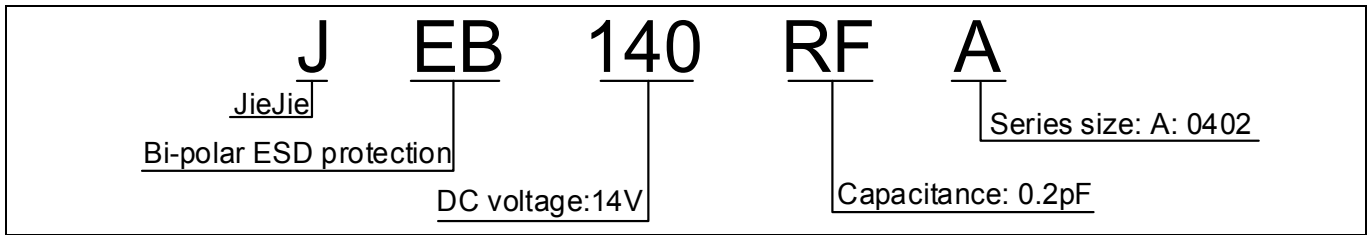
Ref.	Dimensions			
	Millimeters		Inches	
	Min.	Max.	Min.	Max.
D	0.9	1.1	0.035	0.043
E	0.4	0.6	0.016	0.024
H		0.6		0.024
a	0.15	0.35	0.006	0.014
W	0.5	0.6	0.020	0.024
X	0.4	0.6	0.016	0.024
Y	0.6	0.9	0.024	0.035
Z	1.4	2.4	0.055	0.094

**TAPE AND REEL INFORMATION**



Symbol	Millimeters	Inches
A0	0.68±0.03	0.027±0.001
B0	1.17±0.03	0.046±0.001
W	8.00±0.10	0.315±0.004
F	3.50±0.05	0.138±0.002
E	1.75±0.10	0.069±0.004
P1	2.00±0.05	0.079±0.002
P2	2.00±0.05	0.079±0.002
P0	4.00±0.10	0.157±0.004
ΦD0	1.55±0.05	0.061±0.002
T	0.43±0.03	0.017±0.001
A	178±2.0	7.008±0.079
N(min.)	50	1.969
C	13.0±0.2	0.512±0.008
W2(max.)	14.4	0.567
W1(min.)	8.4	0.331
W1(max.)	9.9	0.390

**PART NUMBERING SYSTEM**



**ORDERING INFORMATION**

Part Number	Package	Quantity Per Reel (PCS)	Reel Size
JEB140RFA	0402	10,000	7 Inch

Information furnished in this document is believed to be accurate and reliable. However, Jiangsu JieJie Microelectronics Co.,Ltd assumes no responsibility for the consequences of use without consideration for such information nor use beyond it.

Information mentioned in this document is subject to change without notice, apart from that when an agreement is signed, Jiangsu JieJie complies with the agreement.

Products and information provided in this document have no infringement of patents. Jiangsu JieJie assumes no responsibility for any infringement of other rights of third parties which may result from the use of such products and information.

This document is the 1.1st version which is made in 24-Jan.-2019. This document supersedes and replaces all information previously supplied.

 is a registered trademark of Jiangsu JieJie Microelectronics Co.,Ltd.

Copyright ©2019 Jiangsu JieJie Microelectronics Co.,Ltd. Printed All rights reserved.