



Jennings Technology®

JEV250 series DC contactors

Engineered to exceed expectations.

With the ever increasing acceptance of environment-friendly technology such as renewable energy and electric vehicles, one product is critical to the safety of the electrical circuit: the DC contactor. With the consumer now adapting to this new green technology, quality and reliability are paramount in today's emerging markets where performance needs to be optimal.

Jennings research has once again enhanced the DC contactor by enabling this new technology to aid in lowering the world's carbon footprint. Its innovative and compact design reduces the weight of the device but still allows for very high mechanical life. Minimizing power consumption creates higher power efficiencies for all controlling circuitry, reducing load consumption. All of this allows the Jennings DC contactor to operate in critical circuits and applications with the highest reliability and performance. As with all Jennings products, these high power DC switching devices are built in accordance with all military, industrial and commercial standards.

The contactor's rugged design allows for endless applications: from cars, trucks and trains using DC power systems to energy-saving devices like solar inverters and DC charge stations. Additionally, these units are designed well for military aerospace, ground vehicle and naval applications because of their total value proposition as a small, lightweight device with high voltage and current ratings.

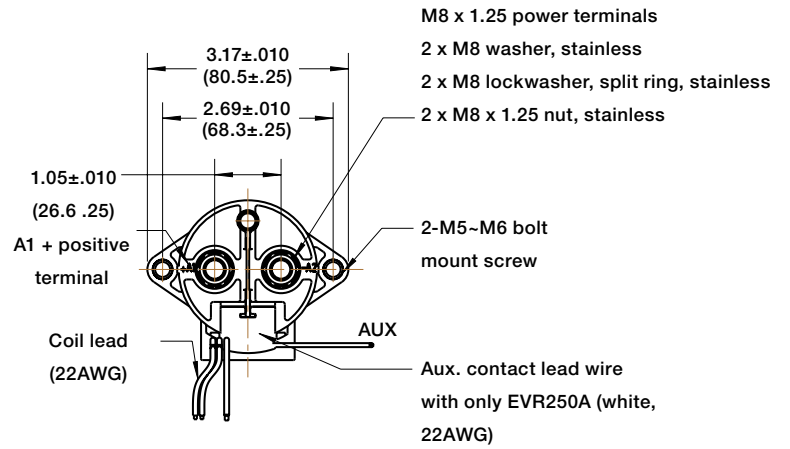
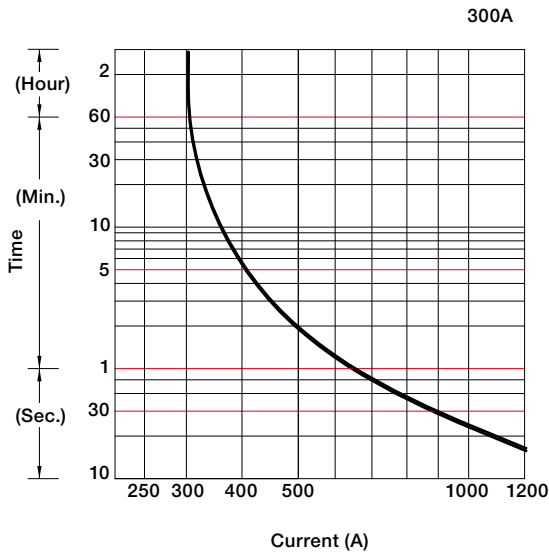
- UL508 Listed for the U.S. and Canada
- RoHS compliant
- Hermetically sealed, intrinsically safe, operates in explosive/harsh environments with no oxidation or contamination of coils or contacts during long periods of nonoperation
- Rugged, compact contactor for switching voltages from 50 VDC to 1000+ VDC
- High-efficiency DC coils — very low 12 and 24 VDC continuous power coils with no EMI emissions or cross-talk on your system control power



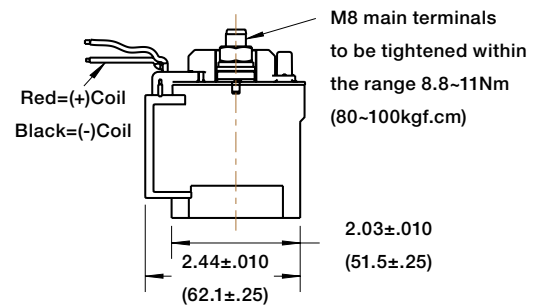
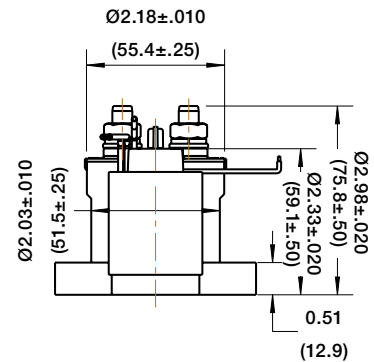
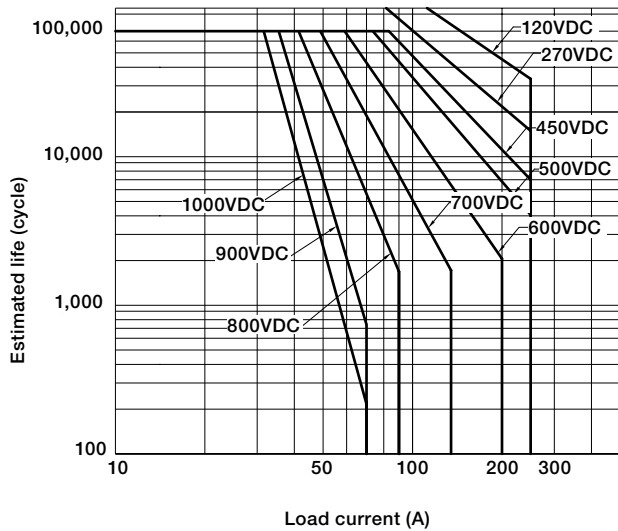
Specifications

Contact ratings		
Contact arrangement	1 Form A, SPST-NO	
Max. continuous current	300A	
Max. switching current	250A	
Contact rating switching voltages	12–1200 VDC	
Max. switching capacity @ max. voltage	80A @ 1000 VDC	
Max contact resistance	1mOhm	
Ambient temperature	-40° C ~ 85° C (-40° F ~ 185° F)	
Operating time at nominal voltage	30ms	
Release time at nominal voltage	10ms	
Coil ratings		
Nom. voltage	12	24
Inrush coil current 100ms (max.)	1.2A	0.6A
Holding coil current (mA)	0.27A	0.13A
Pick-up voltage (V) max.	9 VDC	18 VDC
Drop-out voltage (V) min.	6 VDC	12 VDC
Holding voltage (V) min.	7.5 VDC	13.5 VDC
Max. voltage (V)	18 VDC	32 VDC
Expected life		
Mechanical life (min.)	2,000,000 operations	
Electrical life (min.)	6,000 @ 450 VDC, 250A 100,000 @ 250 VDC, 250A	
Other		
Weight	420g (0.93 lb.)	
Operating and storage temperature	-40° C ~ 85° C (-40° F ~ 185° F)	
Relative humidity	5–85%	

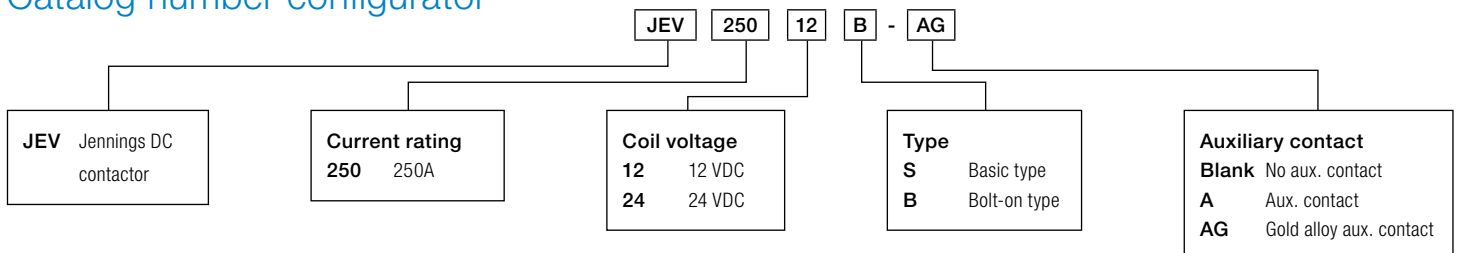
Continuous carrying current



Make and break switching rating (resistive load)



Catalog number configurator



Example: Catalog No. JEV25012B-AG is a 250 amp, bolt-on type contactor with 12 volt coil and gold alloy auxiliary contact.

Visit the T&B world of electrical product solutions

Visit our web site for more information about Thomas & Betts solutions and our newest products. For a user-friendly catalog and competitive part number search, application and technical support and other useful information, go to: www.tnb.com

Industry codes and specifications

All Thomas & Betts products meet or exceed applicable industry specifications or codes which are detailed in the appropriate T&B product literature.

IEEE ANSI IEC

Online CAD library

Thomas & Betts offers free download of two- and three-dimensional CAD models of many of its products in more than 90 native CAD formats at: www.tnb.com/cadlibrary