

JQC-21FF**SUBMINIATURE HIGH POWER RELAY****cus**


File No.:E170653



File No.:R2034012



File No.:CQC02001001953

**Features**

- * Extremely low cost
- * SPST-NO & DPDT configuration
- * Standard PC layout
- * Sealed IP67 and Unsealed types available

CONTACT DATA

Contact Arrangement	1A	1C
Initial Contact Resistance Max.	100mΩ (1A 6VDC)	
Contact Material	Silver Alloy	
Contact Rating	15A 120VAC	10A 120VAC/24VDC
Max. switching voltage	250VAC/30VDC	
Max. switching current	15A	10A
Max. switching power	1800VA /240W	
Mechanical life	1 x 10 ⁷ OPS	
Electrical life	1 x 10 ⁵ OPS	

CHARACTERISTICS

Initial Insulation Resistance	100MΩ 500VDC	
Dielectric Strength	Between coil and Contacts	1500VAC 1min.
	Between open contacts	750VAC 1min.
Operate time (at nomi. Volt.)	Max. 10ms	
Release time (at nomi. Volt.)	Max. 5ms	
Temperature rise (at nomi. Volt.)	Max. 60°C	
Shock Resistance	Functional	98 m/s ² (10g)
	Destructive	980 m/s ² (100g)
Vibration Resistance	1.5mm, 10 to 55Hz	
Humidity	35% to 85%RH	
Ambient temperature	-40°C to +70°C	
Termination	PCB	
Unit weight	Approx. 10g	
Construction	Sealed IP67 & Unsealed	

COIL

Coil power	360mW, 530mW at 48VDC
------------	-----------------------

COIL DATAE

Nominal Voltage VDC	Pick-up Voltage VDC	Drop-out Voltage VDC	Max. allowable Voltage VDC(at 25°C)	Coil Resistance Ω
5	3.80	0.5	6.5	70 ± 10%
6	4.50	0.6	7.8	100 ± 10%
9	6.80	0.9	11.7	225 ± 10%
12	9.00	1.2	15.6	400 ± 10%
18	13.5	1.8	23.4	900 ± 10%
24	18.0	2.4	31.2	1600 ± 15%
48	36.0	4.8	62.4	4500 ± 15%

SAFETY APPROVAL RATINGS

UL	1 Form C	10A 120VAC
	1 Form A	15A 120VAC TV-5, 120VAC
TÜV	12A 125VAC, cos phi=1 5A 250VAC, cos phi=1	

HONGFA RELAY
ISO9001*ISO/TS16949 *ISO14001 CERTIFIED

VERSION: EN02-20040601

ORDERING INFORMATION


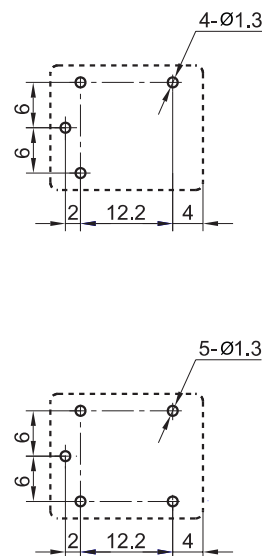
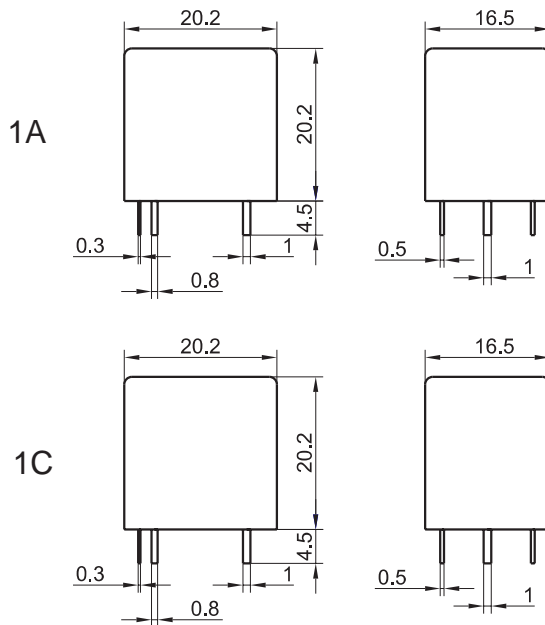
Type	JQC-21FF / 012 1H S T F
Coil voltage	5, 6, 9, 12, 18, 24, 48VDC
Contact arrangement	1H:1 Form A 1Z:1 Form C
Structure	S: Sealed IP67 Nil: Unsealed
Contact Material	T: AgSnO ₂ Nil: AgCdO
Insulation System	F: ClassF 155°C Nil: ClassB 130°C

OUTLINE DIMENSIONS, WIRING DIAGRAM AND PC BOARD LAYOUT

Outline Dimensions

PCB layout

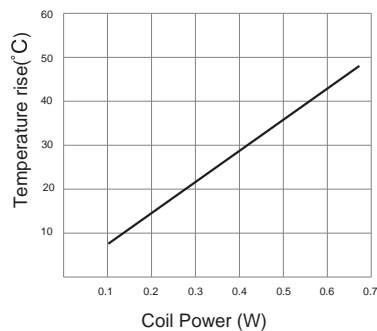
Wiring Diagram



(Bottom view)

CHARACTERISTICS CURVE

COIL TEMPERATURE RISE



LIFE CURVE

