




JZX-18FF

 US E158859  R50126379
 09002028961

28×21.5×35.5

(Wash tight)
28×21.5×36.2

Features

- Small size, light weight, heavy reverse power.
- Optional mounting ways.
- Firm structure, strong anti-shock & anti vibration.
- Suitable for automatic control, telecommunication equipment, household electrical appliances and machinery electrical facilities.

Ordering Information

JZX-18FF 2C a DC12V 1 L

1 2 3 4 5 6

1 Part number: JZX-18FF	5 Cover: 1:1Mode; 2:2 Mode
2 Contact arrangement: 2A:2A; 2B:2B; 2C:2C; 3A:3A; 3B:3B; 3C:3C; 4A:4A;4B:4B;4C:4C	6 Coil transient suppression: L:with LED D:with diode LD:with LED & diode NIL:standard
3 Terminal: a: inserting type; b: PCB type	
4 Coil rated Voltage(V): AC:6,12,24,36,48,110,120,220 DC:6,12,24,36,48,110	

Contact Data

Contact Arrangement	2A (DPSTNO), 2B (DPSTNC), 2C (DPDT (B-M)) , 3A (3PSTNO), 3B (3PSTNC), 3C (3PDT (B-M)) , 4A(4PSTNO);4B(4PSTNC);4C (4PDT(B-M))	
Contact Material	AgCdO Ag Alloy	
Contact Rating (Resistive)	2A,2B,2C&3A,3B,3C:5A,7A/220VAC,28VDC; 7A/250VAC Heavy Load:10A/220VAC,28VDC 4A,4B,4C:3A/220VAC,28VDC; Heavy Load:5A/220VAC,28VDC	
Max. Switching Power	280W 2500VA	
Max. Switching Voltage	150VDC 300VAC	Max.Switching Current:10A
Contact Resistance	≤50mΩ	Item 4.12 of IEC 61810-7
Operational Life	Electrical	3A:5 × 10 ⁵ ; 5A:2 × 10 ⁵ ; 7A, 10A:1 × 10 ⁵ Item 4.30 of IEC 61810-7
	Mechanical	2 × 10 ⁷ Heavy load:1 × 10 ⁷ Item 4.31 of IEC 61810-7

Coil Parameter

Dash numbers	Coil voltage V		Coil resistance Ω ±10%	Rated current mA	Pick-up voltage V(max) (80%of rated Voltage)	Drop-out voltage V(min) (30%of rated voltage)	Coil power	Operate time ms	Release time ms
	Rated	Max.							
	AC								
006AC	6	6.6	11.5	183.0	4.8	1.8	1.2VA	<25	<25
012AC	12	13.2	46	91.0	9.6	3.6			
024AC	24	26.4	184	46.0	19.2	7.2			
036AC	36	39.6	370	33.0	28.8	10.8			
048AC	48	52.8	735	24.0	38.4	14.4			
110AC	110	121	3750	11.0	88.0	33.0			
120AC	120	132	4550	9.8	96.0	36.0			
220AC	220	242	14400	4.2	176	66.0			
DC						10%of rated voltage			
006-900	6	6.6	40	150	4.8	0.6	0.9W	<25	<25
012-900	12	13.2	160	75	9.6	1.2			
024-900	24	26.4	640/650	36.9	19.2	2.4			
036-900	36	39.6	1500	24.5	28.8	3.6			
048-900	48	52.8	2600	18.5	38.4	4.8			
110-900	110	121	11000	10.0	88.0	11.0			

CAUTION: 1.The use of any coil voltage less than the rated coil voltage will compromise the operation of the relay.
2.Pickup and release voltage are for test purposes only and are not to be used as design criteria.

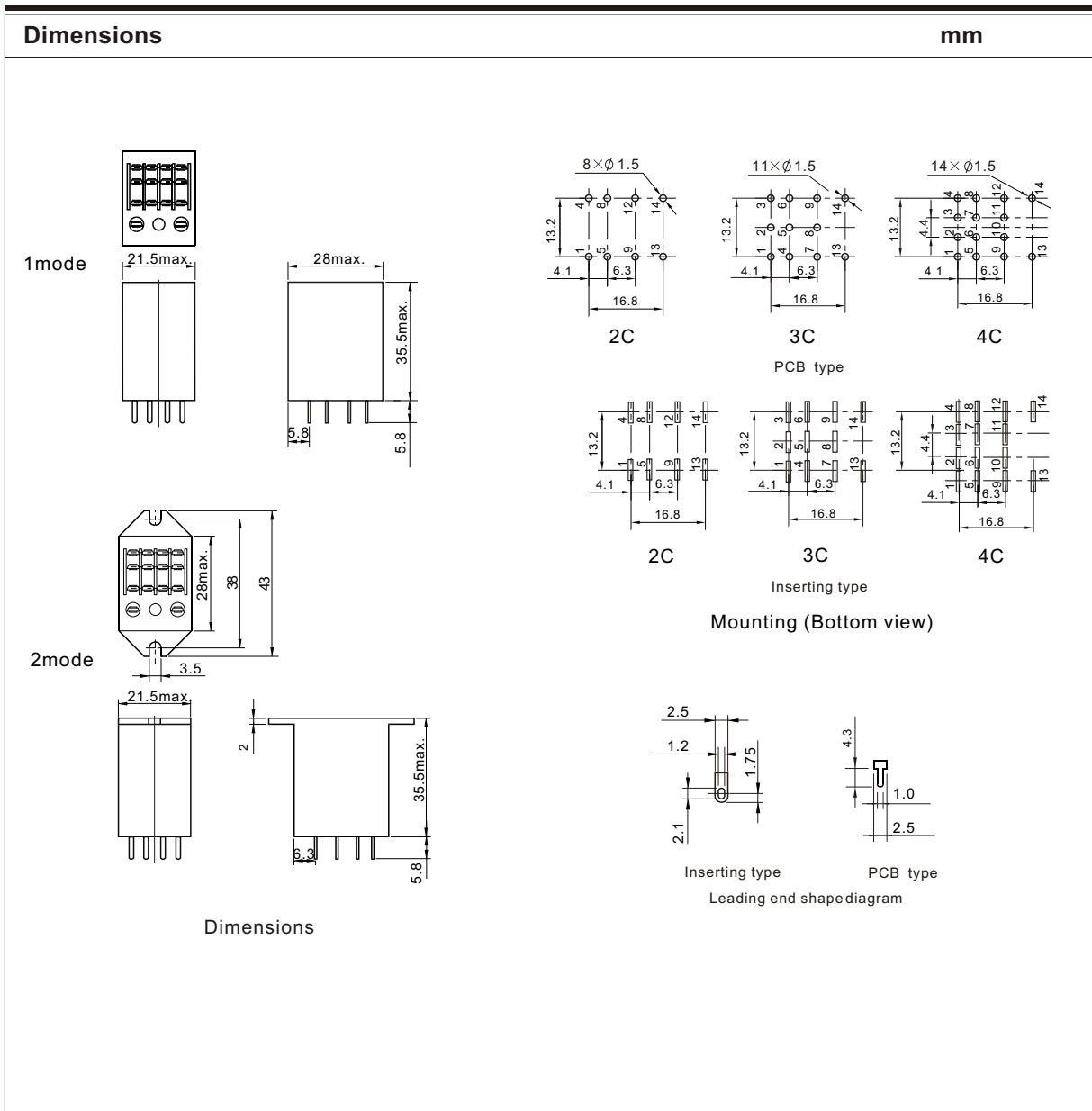
Characteristics

Insulation Resistance ¹⁾	1000M Ω min (at 500VDC)	Item 4.11 of IEC 61810-7
Dielectric Strength ¹⁾		
Between Contacts	50Hz 1000V	Item 4.9 of IEC 61810-7
Between Contact and Coil	50Hz 1500V	Item 4.9 of IEC 61810-7
Shock Resistance	98m/s ² 11ms	Item 4.26 of IEC 61810-7
Vibration Resistance	10Hz~55Hz Double amplitude 1.5mm	Item 4.28 of IEC 61810-7
Terminals Strength	8N 4N(PC type)	Item 4.24 of IEC 61810-7
Ambient Temperature	-55 $^{\circ}$ C~70 $^{\circ}$ C	
Relative Humidity	5% to 85%	Item 4.16 of IEC 61810-7
Mass	37g	Item 4.7 of IEC 61810-7

Note: 1). When testing, coil terminals should be connected , if LED is installed in relay .

Safety Approvals

Safety approval	UL&CUR	TÜV	CQC
Load	4A,4B,4C:5A/220VAC,28VDC 2C,3C:10A/220VAC,28VDC	5A/220VAC,28VDC 7A/250VAC	5A/220VAC;7A/250VAC



Dimensions	mm
<p>Wash tight</p> <div style="display: flex; justify-content: space-around; align-items: flex-start;"> <div style="text-align: center;"> </div> <div style="text-align: center;"> </div> <div style="text-align: center;"> </div> </div> <p style="text-align: center; margin-top: 20px;">Dimensions</p> <p>CAUTION: In case of no tolerance shown in outline dimension: outline dimension $\leq 1\text{mm}$, tolerance should be $\pm 0.2\text{mm}$; outline dimension $>1\text{mm}$ and $\leq 5\text{mm}$, tolerance should be $\pm 0.3\text{mm}$; outline dimension $>5\text{mm}$, tolerance should be $\pm 0.4\text{mm}$.</p>	

Reference Data			
<p style="text-align: center;">Operate Time</p>	<p style="text-align: center;">Coil Temperature Rise</p>	<p style="text-align: center;">Endurance Curve</p>	<p style="text-align: center;">Contact Switching Capacity</p>