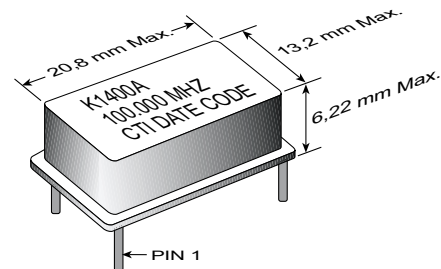


- True Sinewave Output Clock Oscillator
- Discrete Frequencies to 140MHz
- Low Harmonic Signal Source
- Standard Metal DIL Package
- $\pm 100$ ppm Standard
- $\pm 50$ ppm Stability Available - K1450A
- $-40^{\circ}\text{C}$  to  $85^{\circ}\text{C}$  Operating Temperature



### ELECTRICAL SPECIFICATIONS

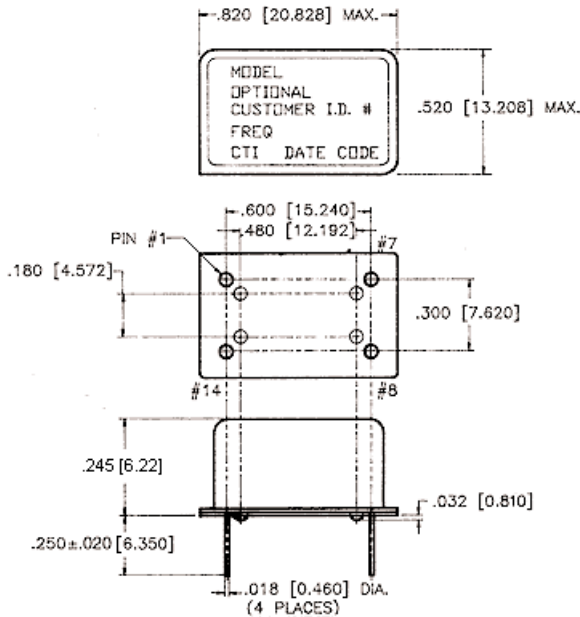
MODEL	K1400A
Frequency Range (MHz)	Discrete Frequencies to 140MHz
Frequency Stability (ppm)	
Overall	Inclusive of calibration, temperature, voltage, load, shock, vibration, aging
0°C to 70°C	$\pm 50$ , $\pm 100$
Temperature Range (°C)	
Operating	$-40^{\circ}\text{C}$ to $+85^{\circ}\text{C}$
Storage	$-55^{\circ}\text{C}$ to $+125^{\circ}\text{C}$
Supply Voltage (V)	+5.0 $\pm 5\%$
Supply Current (mA)	$< 25$
Load	$50\Omega$
Output Signal	Sinewave
Output Level	$\pm 3\text{dBm}$
Output Harmonics	$< -20\text{dBc}$ 2nd and Above

OBSOLETE

### PART NUMBERING GUIDE

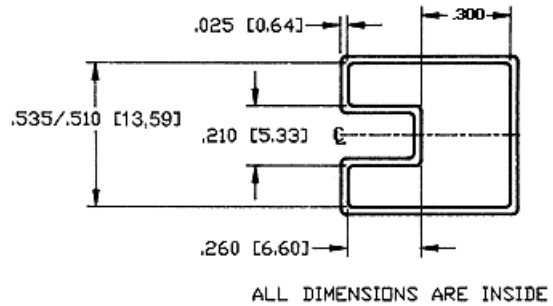
**K14XXAX** - Specify Frequency

- "Blank" =  $0^{\circ}\text{C}$  to  $70^{\circ}\text{C}$  Operating Temperature
- "M" =  $-40^{\circ}\text{C}$  to  $85^{\circ}\text{C}$  Operating Temperature
- "00" =  $\pm 100$  Stability
- "50" =  $\pm 50$ ppm Stability (Available only  $0^{\circ}\text{C}$  to  $70^{\circ}$ )



PIN	FUNCTION
1	N/C
2	Ground
3	Output
4	+VCC

**SHIPPING TUBE CROSS SECTION**



**OBSOLETE**

**MECHANICAL AND ENVIRONMENTAL SPECIFICATIONS**

TEST METHODS	REFERENCE PROCEDURES	DESCRIPTION
Temperature Cycle	MIL-STD-833, Mtd 1010, Cond. B	-55°C to +125°C; Air-to-Air; 100 cycles; 10 min. dwell
Mechanical Shock	MIL-STD-883, Mtd 2002, Cond. B	1500 g's
Vibration	MIL-STD 883, Mtd 2007, Cond. B	20-2000 Hz; 0.06 inch; 15g's; 3 planes
Humidity Steady State	MIL-STD-202, Mtd 103	40°C; 90%-95% R.H.; 56 days
Thermal Shock	MIL-STD-883, Mtd 1011.7 Cond. B	100°C to 0°C; Water-to-Water; 15 cycles
Electrostatic Discharge	MIL-STD-883, Mtd 3015 Class II	2 KV to 4 KV Threshold
Solderability	MIL-STD-883, Mtd 2022.2	Solder dip; Meniscograph Criteria
Hermeticity	MIL-STD-883, Mtd 1014.8, Cond. A1	Mass spectro. 2 x 10-8 atmos. CC/sec He
Resistance to Soldering	MIL-STD-202, Mtd 210D, Cond. J	235°C; 30 seconds
Lead Integrity	MIL-STD-883, Mtd 2004.5, Cond. A, B1	Lead tension & bend stress
Marking Permanence	MIL-STD-883, Mtd 2015.8	Resistance to solvents
Life Test	MIL-STD-883, Mtd 1005.6	125°C, powered, 1000 hours minimum