

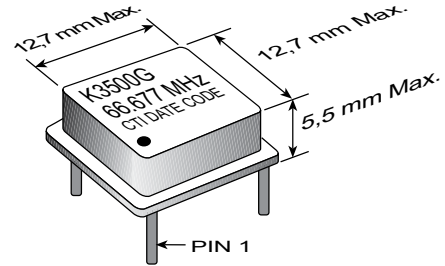
# K3500G Series

8 pin DIP, 3.3 Volt, CMOS, Clock Oscillator



**THIS PRODUCT IS NOT RECOMMENDED FOR NEW DESIGNS.  
PLEASE REFER TO THE M3H PRODUCT SERIES.**

- ♦ 4-pin Package, Compatible with 8-pin DIL
- ♦ 1.0MHz to 70MHz Frequency Range
- ♦ CMOS Compatible
- ♦ Tight Symmetry (45/55%) Available
- ♦ Tri-State Option Available
- ♦ ±100ppm Stability Standard - K3500GC
- ♦ Tighter Stabilities Available
- ♦ ±25ppm Stability:- K3500GA
- ♦ ±50ppm Stability:- K3500GB
- ♦ Case Ground for EMI Protection

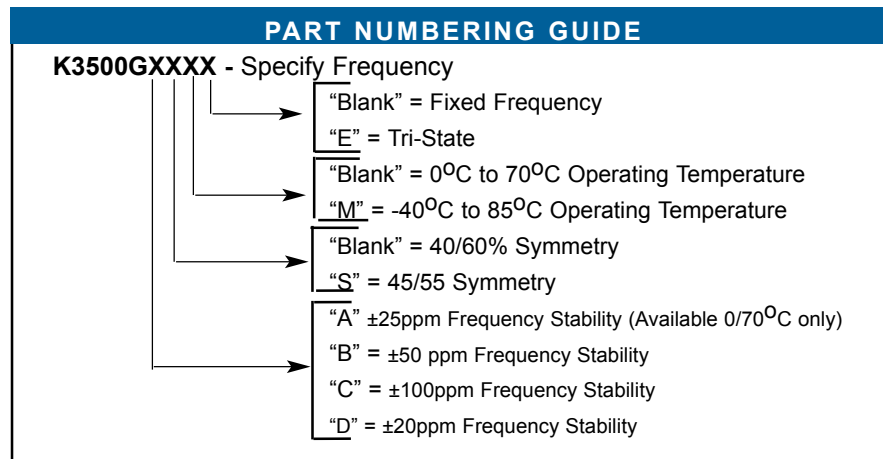


## ELECTRICAL SPECIFICATIONS

MODEL	K3500GA	K3500GB	K3500GC
Frequency Range (MHz)	1.0 to 125		
Frequency Stability (ppm)			
Overall	Inclusive of calibration, temperature, voltage, load, shock,vibration, aging		
0°C to 70°C	±25	±50	±100
-40°C to 85°C	N/A	±50	±100
Temperature Range (°C)			
Operating	-40°C to +85°C		
Storage	-55°C to +125°C		
Supply Voltage (V)	+3.3 ±5%		
Supply Current (mA)	<30		
Output CMOS			
"0" Level (V <sub>OL</sub> )	0.9 V <sub>CC</sub>		
"1" Level (V <sub>OH</sub> )	0.1 V <sub>CC</sub>		
Load	Up to 80MHz 50pF; >80MHz 30pF		
T <sub>R</sub> & T <sub>F</sub> (ns)	<10		
Symmetry (%)	40/60		
Jitter (Typical)	10ps RMS @ 100MHz		
Start up Time (ms)	<10		

www.DataSheet4U.com

## PART NUMBERING GUIDE



MtronPTI reserves the right to make changes to the product(s) and service(s) described herein without notice. No liability is assumed as a result of their use or application.

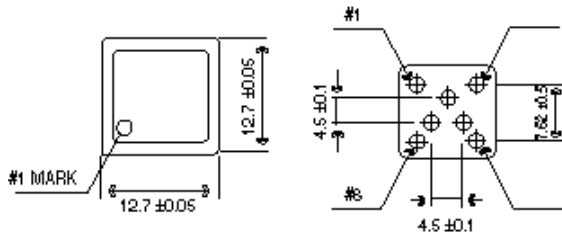
Please see [www.mtronpti.com](http://www.mtronpti.com) for our complete offering and detailed datasheets. Contact us for your application specific requirements: MtronPTI 1-800-762-8800.

# K3500G Series

8 pin DIP, 3.3 Volt, CMOS, Clock Oscillator

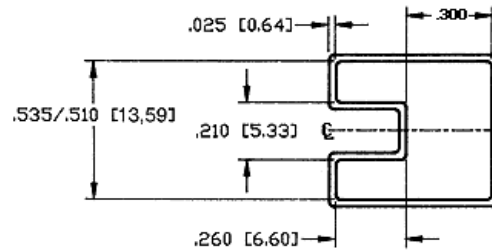


**THIS PRODUCT IS NOT RECOMMENDED FOR NEW DESIGNS.  
PLEASE REFER TO THE M3H PRODUCT SERIES.**



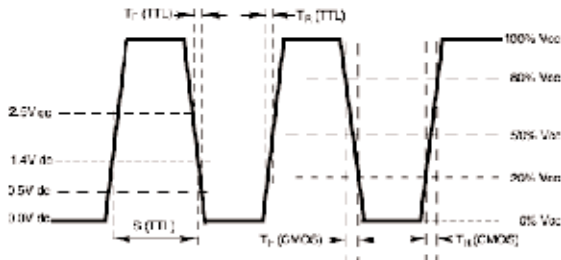
PIN	FUNCTION
1	N/C / Tri-State
2	Ground
3	Output
4	+V <sub>CC</sub>

## SHIPPING TUBE CROSS SECTION

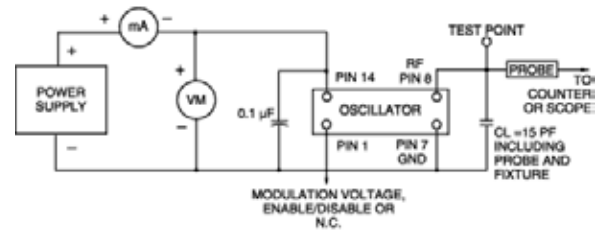


ALL DIMENSIONS ARE INSIDE

## OUTPUT WAVEFORM



## TEST CIRCUIT DIAGRAM



## MECHANICAL AND ENVIRONMENTAL SPECIFICATIONS

TEST METHODS	REFERENCE PROCEDURES	DESCRIPTION
Temperature Cycle	MIL-STD-833, Mtd 1010, Cond. B	-55°C to +125°C; Air-to-Air; 100 cycles; 10 min. dwell
Mechanical Shock	MIL-STD-883, Mtd 2002, Cond. B	1500 g's
Vibration	MIL-STD 883, Mtd 2007, Cond. B	20-2000 Hz; 0.06 inch; 15g's; 3 planes
Humidity Steady State	MIL-STD-202, Mtd 103	40°C; 90%-95% R.H.; 56 days
Thermal Shock	MIL-STD-883, Mtd 1011.7 Cond. B	100°C to 0°C; Water-to-Water; 15 cycles
Electrostatic Discharge	MIL-STD-883, Mtd 3015 Class II	2 KV to 4 KV Threshold
Solderability	MIL-STD-883, Mtd 2022.2	Solder dip; Meniscograph Criteria
Hermeticity	MIL-STD-883, Mtd 1014.8, Cond. A1	Mass spectro. 2 x 10 <sup>-8</sup> atmos. CC/sec He
Resistance to Soldering	MIL-STD-202, Mtd 210D, Cond. J	235°C; 30 seconds
Lead Integrity	MIL-STD-883, Mtd 2004.5, Cond. A, B1	Lead tension & bend stress
Marking Permanence	MIL-STD-883, Mtd 2015.8	Resistance to solvents
Life Test	MIL-STD-883, Mtd 1005.6	125°C, powered, 1000 hours minimum

MtronPTI reserves the right to make changes to the product(s) and service(s) described herein without notice. No liability is assumed as a result of their use or application.

Please see [www.mtronpti.com](http://www.mtronpti.com) for our complete offering and detailed datasheets. Contact us for your application specific requirements: MtronPTI 1-800-762-8800.