

KA-3528F3C

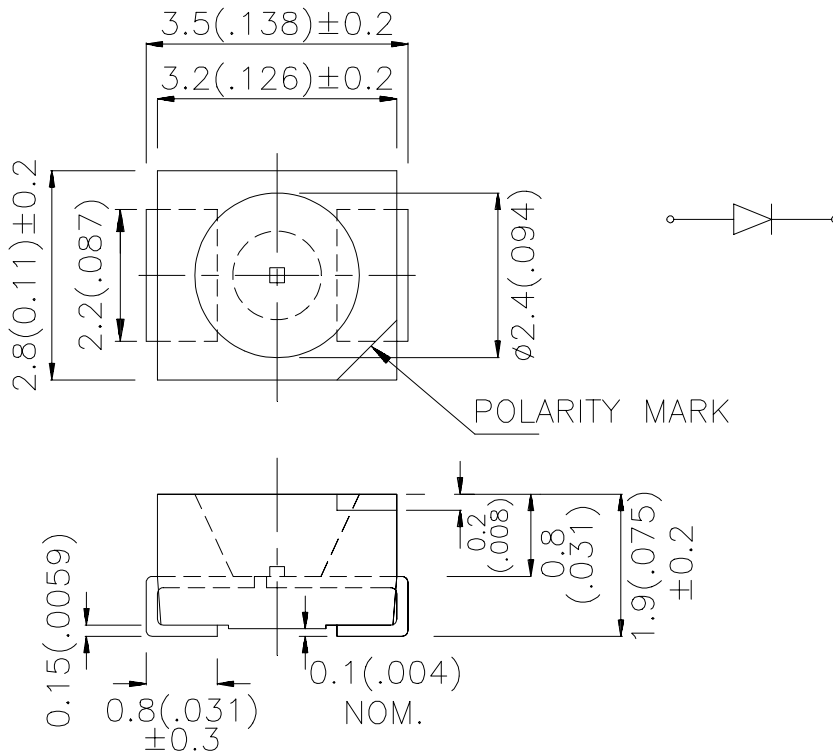
Features

- SINGLE COLOR.
- SUITABLE FOR ALL SMT ASSEMBLY AND SOLDER PROCESS.
- IDEAL FOR BACKLIGHTING.
- AVAILABLE ON TAPE AND REEL.
- PACKAGE : 1500PCS / REEL.

Description

F3 Made with Gallium Arsenide Infrared Emitting diodes.

Package Dimensions



Notes:

1. All dimensions are in millimeters (inches).
2. Tolerance is $\pm 0.25(0.01)$ " unless otherwise noted.
3. Specifications are subject to change without notice.

Selection Guide

Part No.	Dice	Lens Type	Po (mW/sr) @ 20 mA *50mA		Viewing Angle
			Min.	Typ.	2θ1/2
KA-3528F3C	GaAs	WATER CLEAR	1.6	3	120°
			*2.6	*8	

Notes:

1. θ1/2 is the angle from optical centerline where the luminous intensity is 1/2 the optical centerline value.
2. * Luminous intensity with asterisk is measured at 50mA.

Electrical / Optical Characteristics at T_A=25°C

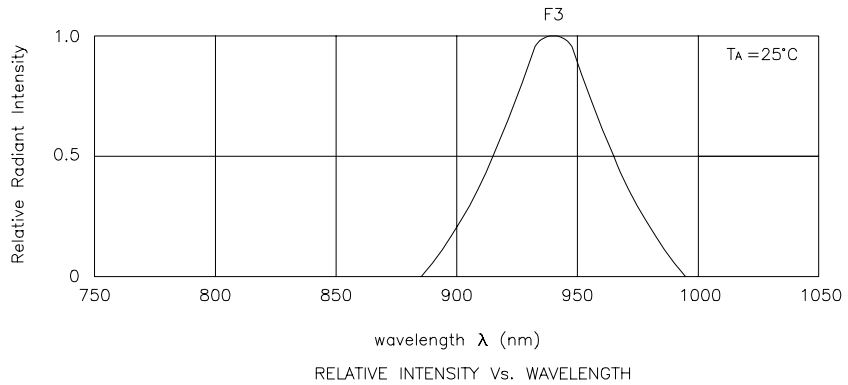
Parameter	P/N	Symbol	Typ.	Max.	Unit	Condition
Forward Voltage	F3	V _F	1.2	1.6	V	I _F =20mA
Reverse Current	F3	I _R	-	10	uA	V _R =5V
Capacitance	F3	C	90	-	pF	V _F =0V;f=1MHz
Peak Spectral Wavelength	F3	λ _P	940	-	nm	I _F =20mA
Spectral Bandwidth	F3	Δλ 1/2	50	-	nm	I _F =20mA

Absolute Maximum Ratings at T_A=25°C

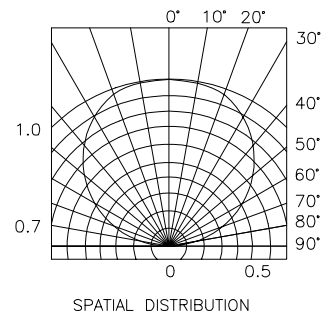
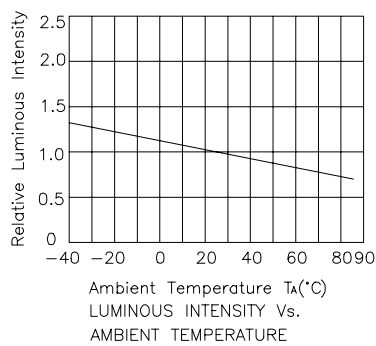
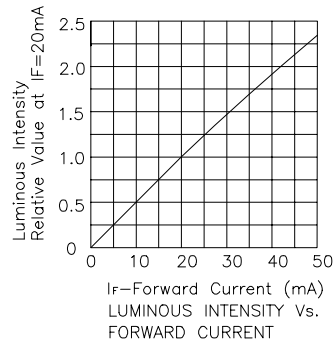
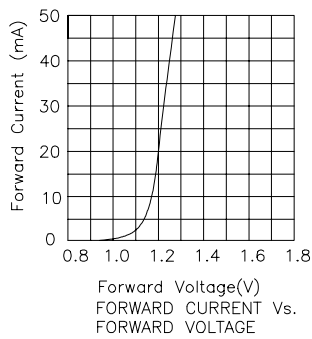
Parameter	Symbol	F3	Units
Power Dissipation	P _T	100	mW
Forward Current	I _F	50	mA
Peak Forward Current[1]	i _{FS}	1.2	A
Reverse Voltage	V _R	5	V
Operating Temperature	T _A	-40~ +85	°C
Storage Temperature	T _{STG}	-40~ +85	°C

Note:

1. 1/100 Duty Cycle,10us Pulse Width



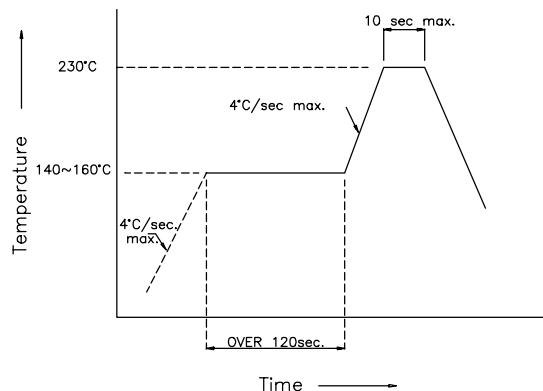
KA-3528F3C



KA-3528F3C

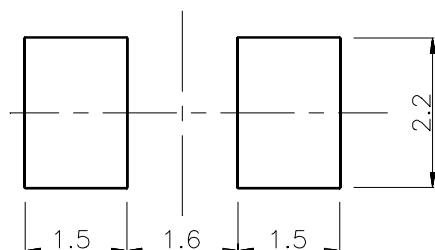
SMT Reflow Soldering Instructions

Number of reflow process shall be less than 2 times and cooling process to normal temperature is required between first and second soldering process.



Recommended Soldering Pattern

(Units : mm)



Tape Specifications

(Units : mm)

