

Order code	Manufacturer code	Description
56-0172	n/a	n/a

	Page 1 of 4
The enclosed information is believed to be correct, Information may change without notice due to product improvement. Users should ensure that the product is suitable for their use. E. & O. E.	Revision A 20/02/2007


PRELIMINARY SPEC

Part Number: KAD1-9090SE28ZC-STAR

Reddish-Orange

Features

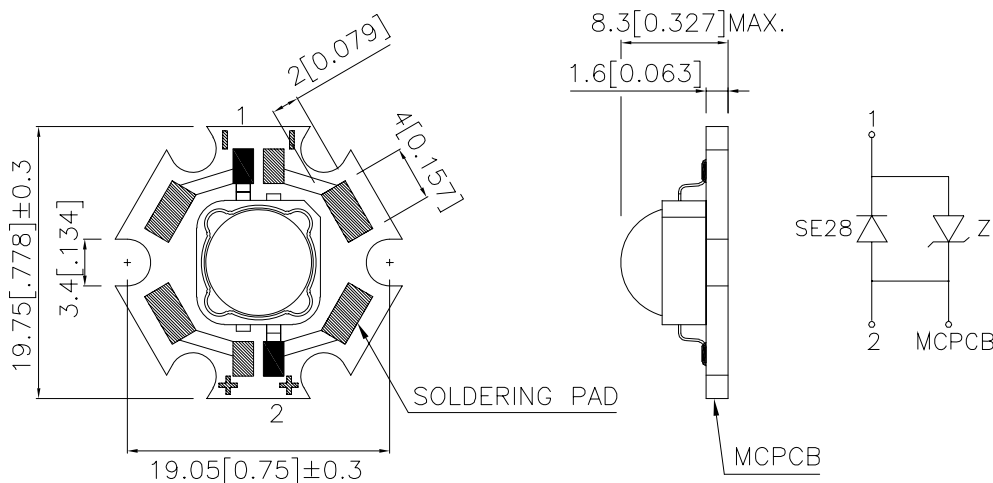
- SUPER HIGH FLUX OUTPUT AND HIGH LUMINANCE.
- DESIGNED FOR HIGH CURRENT OPERATION.
- LOW THERMAL RESISTANCE.
- LOW VOLTAGE DC OPERATED.
- SUPERIOR ESD PROTECTION.
- NOT REFLOW COMPATIBLE.
- THE COMPONENT IS INTERNALLY PROTECTED WITH SILICONE GEL.
- MOISTURE SENSITIVITY LEVEL : LEVEL 2a.
- RoHS COMPLIANT.



Applications

- traffic signaling.
- backlighting (illuminated advertising , general lighting).
- interior and exterior automotive lighting.
- substitution of micro incandescent lamps.
- portable light source (e.g. bicycle flashlight).
- signal and symbol luminaire for orientation.
- marker lights (e.g. steps, exit ways, etc).
- decorative and entertainment lighting.
- indoor and outdoor commercial and residential architectural lighting.

Package Dimensions



Notes:

1. All dimensions are in millimeters (inches).
2. Tolerance is ±0.25(0.01") unless otherwise noted.
3. Specifications are subject to change without notice.



Selection Guide

Part No.	Dice	Lens Type	luminous Intensity [2] Iv (cd)@ 350mA		Φv (lm) [2] @ 350mA		Viewing Angle [1]
			Min.	Typ.	Min.	Typ.	2θ1/2
KAD1-9090SE28ZC-STAR	Reddish-Orange (InGaAlP)	WATER CLEAR	8	12	25	35	100°

Notes:

1. θ1/2 is the angle from optical centerline where the luminous intensity is 1/2 the optical centerline value.
2. Luminous intensity / luminous flux: +/-15%.

Absolute Maximum Ratings at TA=25°C

Parameter	Symbol	Value	Unit
Power dissipation	Pt	0.88	W
Reverse Voltage	VR	not designed for reverse operation	V
Junction temperature	TJ	110	°C
Operating Temperature	Top	-40 To +100	°C
Storage Temperature	Tstg	-40 To +100	°C
DC Forward Current [1]	IF	350	mA
Peak Forward Current [2]	IFM	500	mA
Thermal resistance [1]	Rth j-slug	12	°C/W
Electrostatic Discharge Threshold (HBM)		8000	V

Notes:

1. Metal Core PCB is mounted on the heat Fins.
2. 1/10 Duty Cycle, 0.1ms Pulse Width.

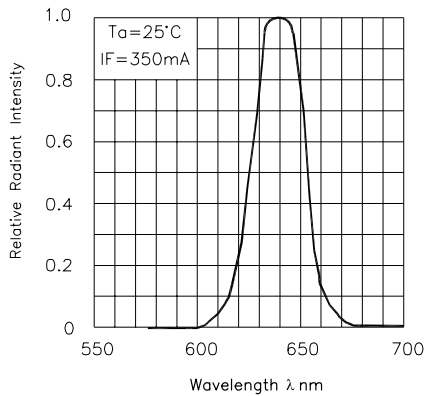
Electrical / Optical Characteristics at TA=25°C

Parameter	Symbol	Value	Unit
Wavelength at peak emission IF=350mA [Typ.]	λpeak	640	nm
Dominant Wavelength IF=350mA [Typ.]	λ dom [1]	625	nm
Spectral bandwidth at 50%ΦREL MAX IF=350mA [Typ.]	Δλ	30	nm
Forward Voltage IF=350mA [Min.]	VF [2]	2.0	V
Forward Voltage IF=350mA [Typ.]		2.5	
Forward Voltage IF=350mA [Max.]		3.0	
Reverse Current (VR=5V) [Max.]	IR	not designed for reverse operation	μA
Temperature coefficient of λpeak IF=350mA, -10°C ≤ T ≤ 100°C [Typ.]	TCλpeak	0.12	nm/°C
Temperature coefficient of λdom IF=350mA, -10°C ≤ T ≤ 100°C [Typ.]	TCλdom	0.05	nm/°C
Temperature coefficient of VF IF=350mA, -10°C ≤ T ≤ 100°C [Typ.]	TCV	-2.6	mV/°C

Notes:

1. Wavelength: +/-1nm.
2. Forward Voltage: +/-0.1V.

KAD1-9090SE28ZC-STAR



RELATIVE INTENSITY Vs. WAVELENGTH

