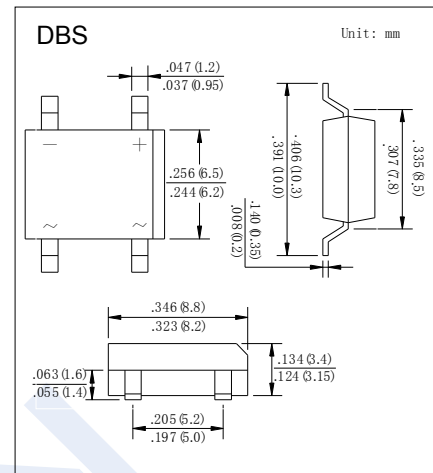


Rectifiers Diodes

DB101S~DB107S (KB101S~KB107S)

■ Features

- Ideal for printed circuit board
- Reliable low cost construction
utilizing molded plastic technique
- High surge current capability



■ Absolute Maximum Ratings Ta = 25°C

Parameter	Symbol	DB 101S	DB 102S	DB 103S	DB 104S	DB 105S	DB 106S	DB 107S	Unit	
Repetitive Peak Reverse Voltage	V _{RRM}	50	100	200	400	600	800	1000	V	
RMS Voltage	V _{RMS}	35	70	140	280	420	560	700		
Maximum DC Blocking Voltage	V _{DC}	50	100	200	400	600	800	1000		
Forward Voltage at 1.0A	V _F	1.1								A
Averaged Forward Current.Ta=40°C	I _{FAV}	1								
Peak Forward Surge Current	I _{FSM}	50								
Maximum DC Reverse Current Ta=25°C	I _R	10								μA
Ta=125°C		500								
Junction Temperature	T _j	150								°C
Storage Temperature	T _{stg}	-55 to 150								

Rectifiers Diodes

DB101S~DB107S (KB101S~KB107S)

■ Typical Characteristics

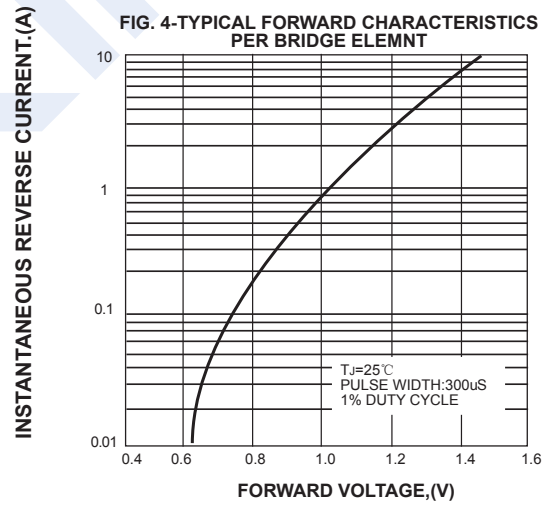
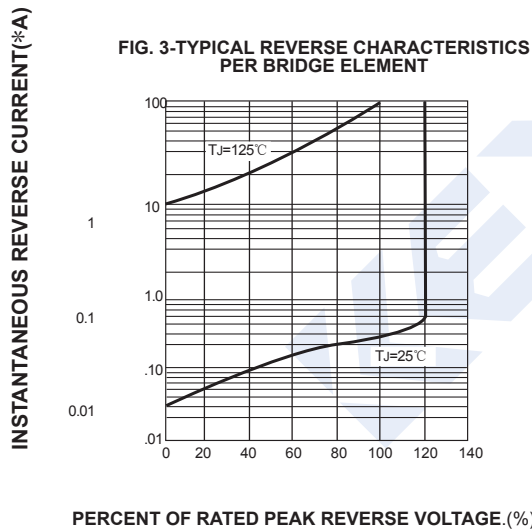
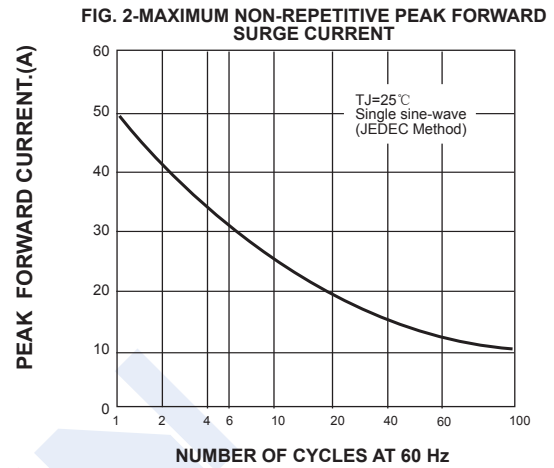
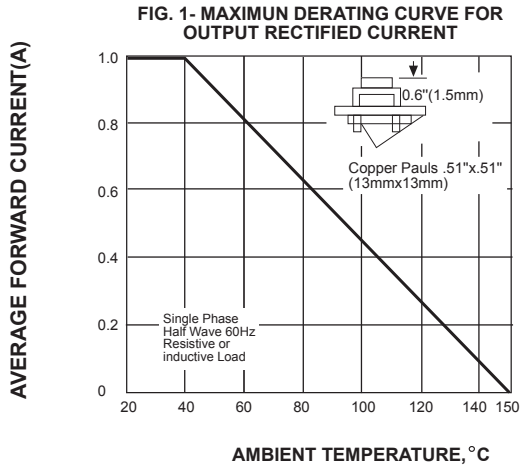


FIG. 3-TYPICAL JUNCTION CAPACITANCE PER BRIDGE ELEMENT

