


RS4005 thru RS410

KBL005 thru KBL10

SINGLE-PHASE SILICON BRIDGE



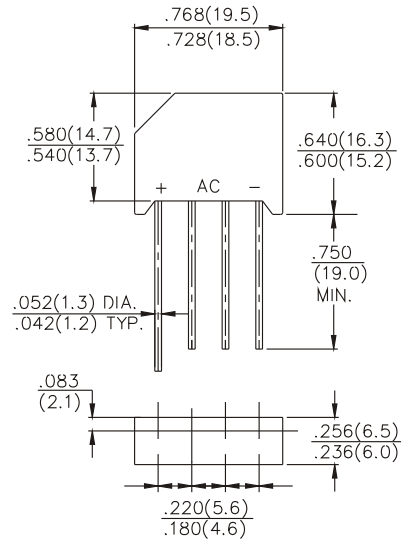
CHENG-YI
ELECTRONIC



FEATURES

- UL recognized file # E149311
- Ideal for printed circuit board
- Surge overload rating-150 amperes peak
- Mounting position: Any
- Leads:silver-plated copper
- Plastic material has underwriters !laboratory Flammability classification 94V-O
- Electrically isolated base-1800Volts

VOLTAGE RANGE
50 TO 1000 VOLTS
CURRENT
4.0 Amperes



Dimensions in inches and (millimeters)

MAXIMUM RATINGS AND ELECTRICAL CHARACTERISTICS

Ratings at 25°C ambient temperature unless otherwise specified.
Single phase, half wave, 60Hz, resistive or inductive load.
For capacitive load, derate current by 20%.

		RS4005	RS401	RS402	RS404	RS406	RS408	RS410	UNITS
		KBL005	KBL01	KBL02	KBL04	KBL06	KBL08	KBL10	
Maximum Recurrent Peak Reverse Voltage	V_{RRM}	50	100	200	400	600	800	1000	V
Maximum RMS Bridge Input Voltage	V_{RMS}	35	70	140	280	420	560	700	V
Maximum DC Blocking Voltage	V_{DC}	60	100	200	400	600	800	1000	V
Maximum Average Forward Output Current @ $T_A=25^\circ C$	$V_{(AV)}$	4.0							A
Peak Forward Surge Current 8.3 ms single half sine-wave superimposed on rated load	I_{FSM}	200							A
Maximum DC Forward Voltage drop per element at 1.0A DC	V_F	1.1							V
Maximum DC Reverse Current at rated @ $T_A=25^\circ C$ DC Blocking Voltage Per Element @ $T_A=100^\circ C$	I_R	10 1							μA mA
I^2t Rating for fusing($t<8.3ms$)	I^2t	166							A ² S
Operating Temperature Range	T_J	-55 to +125							°C
Storage Temperature Range	T_{STG}	-55 to +150							°C

RS4005 thru RS410

KBL005 thru KBL10

SINGLE-PHASE SILICON BRIDGE



CHENG-YI
ELECTRONIC

RATING AND CHARACTERISTICS CURVES
KBL005 THRU KBL10

Fig.1 - MAXIMUM FORWARD SURGE CURRENT

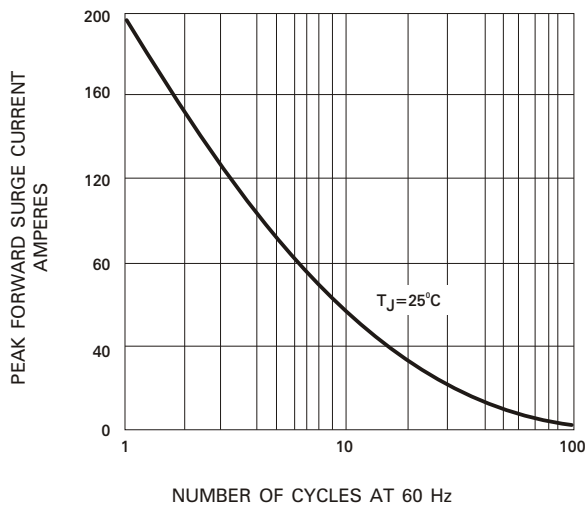


Fig.2 - DERATING CURVE
OUTPUT RECTIFIED CURRENT

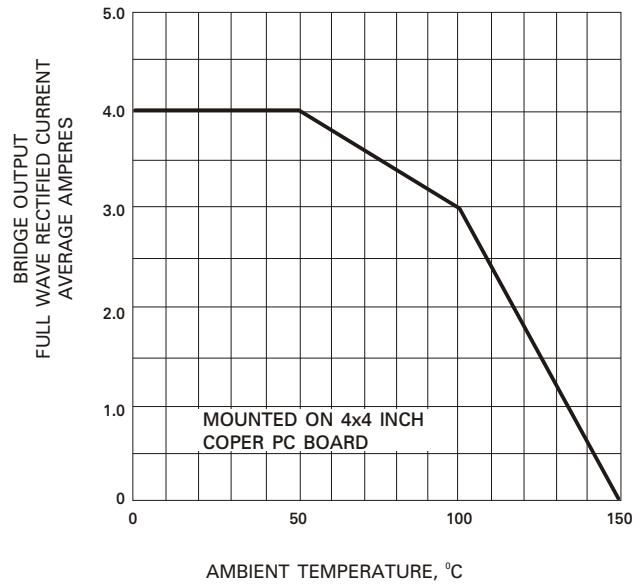


Fig.3 - TYPICAL FORWARD
CHARACTERISTICS

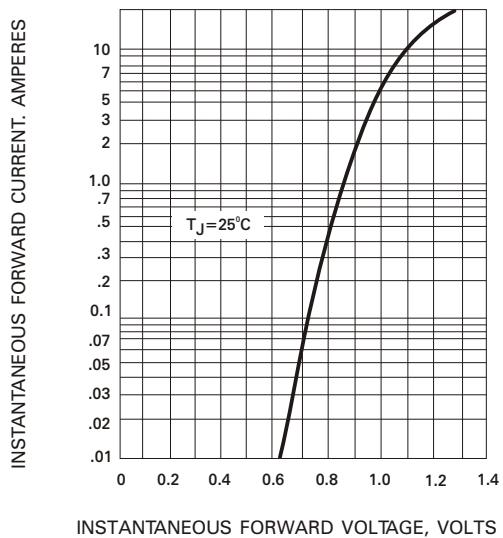


Fig.4 - TYPICAL REVERSE
CHARACTERISTICS (25°C)

