

Silicon Bridge Rectifiers

KBL4005--KBL410

FEATURES

- Rating to 1000V PRV
- Surge overload rating to 150 Amperes peak
- Ideal for printed circuit board
- Reliable low cost construction utilizing molded plastic technique results in inexpensive product
- Lead solderable per MIL-STD-202 method 208



Lead-free

Maximum Ratings (@TA = 25°C unless otherwise specified)

Characteristic	Symbol	KBL 4005	KBL 401	KBL 402	KBL 403	KBL 404	KBL 406	KBL 408	KBL 410	UNITS
Maximum recurrent peak reverse voltage	V _{RRM}	50	100	200	300	400	600	800	1000	V
Maximum RMS voltage	V _{RMS}	35	70	140	210	280	420	560	700	V
Maximum DC blocking voltage	V _{DC}	50	100	200	300	400	600	800	1000	V
Maximum average forward Output current @T _A =50°C	I _{F(AV)}	4.0								A
Peak forward surge current 8.3ms single half-sine-wave superimposed on rated load	I _{FSM}	150								A

Thermal Characteristics

Characteristic	Symbol	KBL 4005	KBL 401	KBL 402	KBL 403	KBL 404	KBL 406	KBL 408	KBL 410	UNITS
Operating junction temperature range	T _J	- 55 ---- + 150								°C
Storage temperature range	T _{STG}	- 55 ---- + 150								°C

Electrical Characteristics (@TA = 25°C unless otherwise specified)

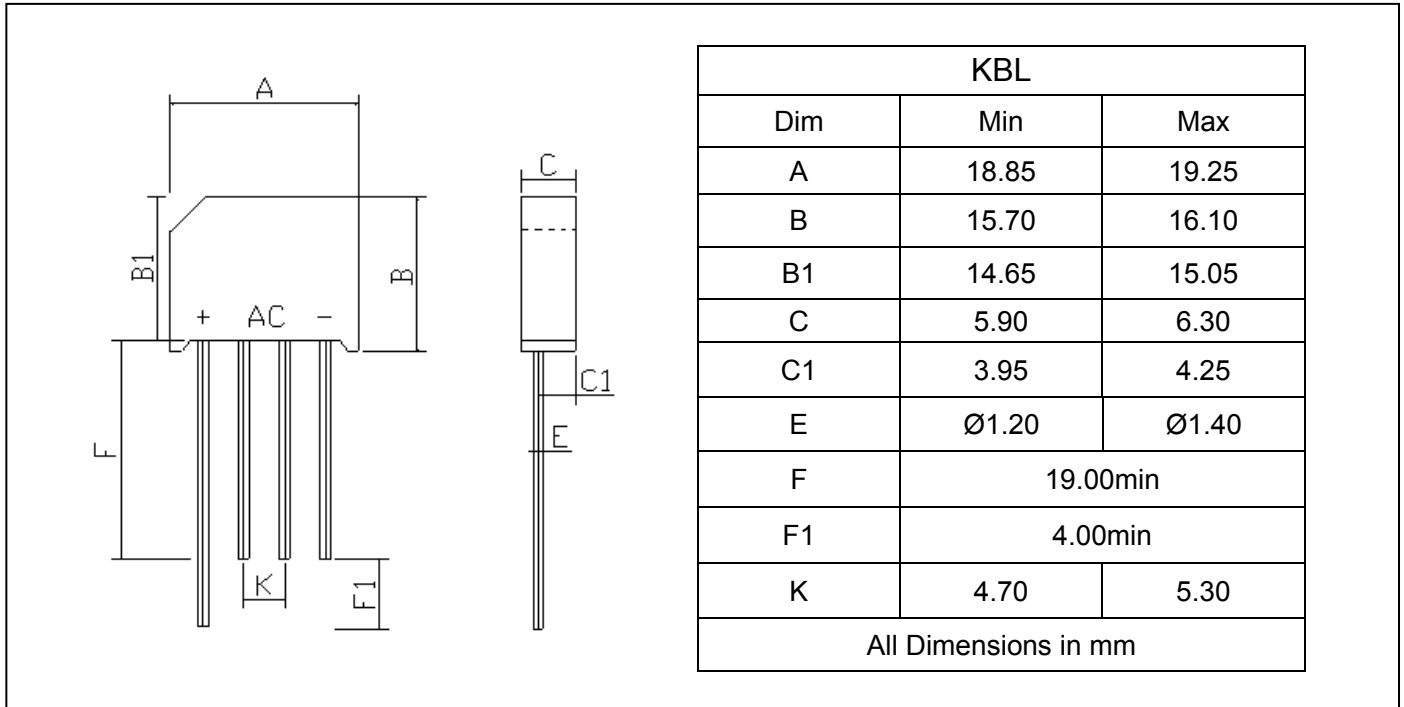
Characteristic	Symbol	KBL 4005	KBL 401	KBL 402	KBL 403	KBL 404	KBL 406	KBL 408	KBL 410	UNITS
Maximum instantaneous forward voltage @2.0A	V _F	1.0								V
Maximum reverse current @T _A =25°C at rated DC blocking voltage @T _A =100°C	I _R	10								μ A
		1.0								m A



Silicon Bridge Rectifiers

KBL4005--KBL410

PACKAGE OUTLINE DIMENSIONS



PACKAGE INFORMATION

Device	Package	Shipping
KBL4005--KBL410	KBL	500 Units/Box



Silicon Bridge Rectifiers

KBL4005--KBL410

FIG.1 – TYPICAL FORWARD CURRENT DERATING CURVE

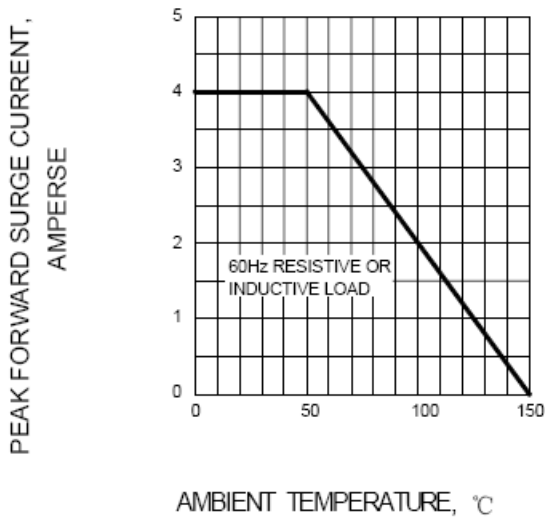


FIG.2 – MAXIMUM FORWARD SURGE CURRENT

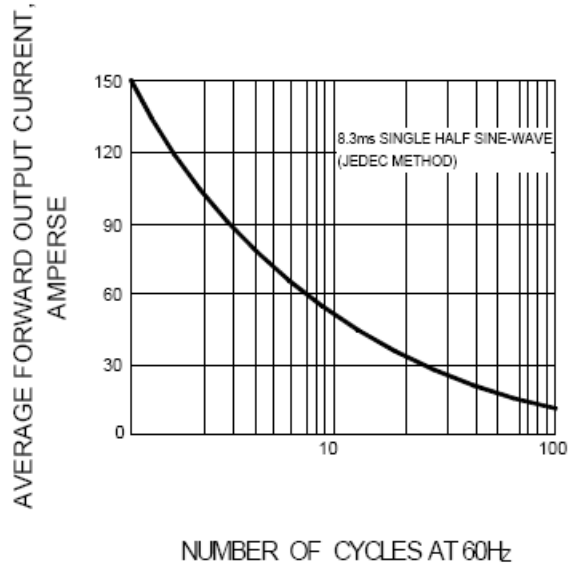


FIG.3 – TYPICAL FORWARD CHARACTERISTIC

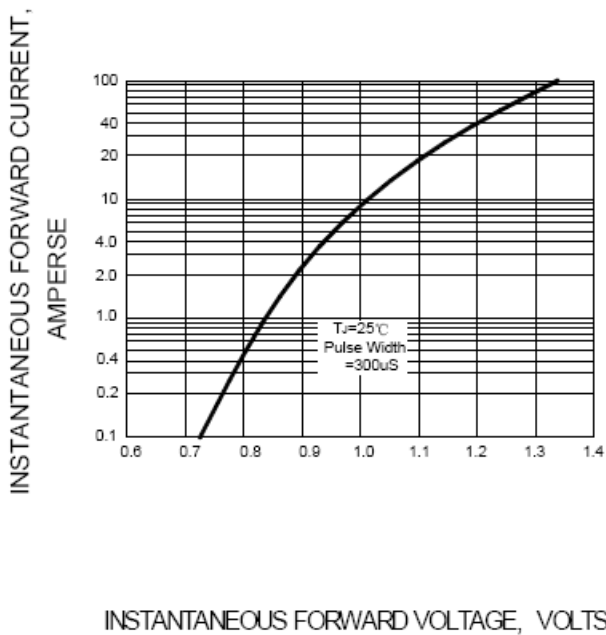


FIG.4 – TYPICAL REVERSE CHARACTERISTIC

