



KBL6005 THRU KBL607

SINGLE PHASE SILICON BRIDGE RECTIFIER

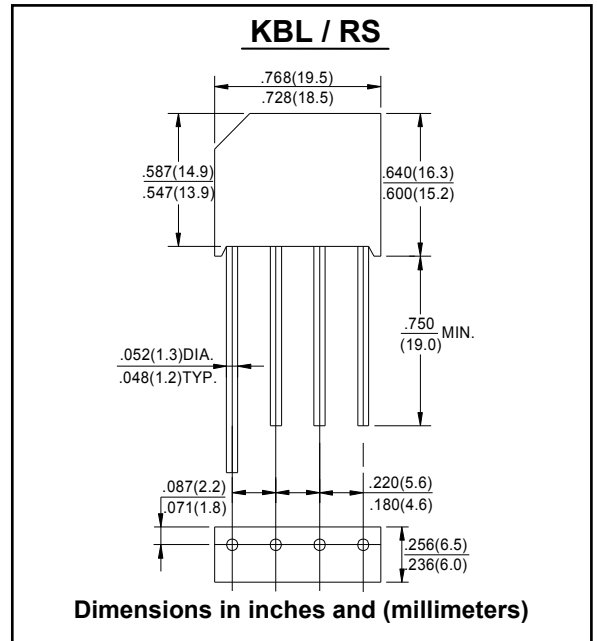
Reverse Voltage - 50 to 1000 Volts Forward Current - 6.0 Ampere

FEATURES

- Ideal for printed circuit board
- Surge overload rating: 150A peak
- High case dielectric strength
- High temperature soldering guaranteed:
260°C/10 seconds at 5lbs. (2.3kg) tension

MECHANICAL DATA

- Case: UL-94 Class V-0 recognized Flame Retardant Epoxy
- Terminals: Plated leads solderable per
MIL-STD 202, method 208
- Mounting Position: Any
- Marking: Type Number



MAXIMUM RATINGS AND ELECTRICAL CHARACTERISTICS

Ratings at 25°C ambient temperature unless otherwise specified.
Single phase half-wave 60Hz, resistive or inductive load, for capacitive load current derate by 20%.

Characteristic	Symbol	KBL 6005	KBL 601	KBL 602	KBL 604	KBL 605	KBL 606	KBL 607	Unit
Peak Repetitive Reverse Voltage Working Peak Reverse Voltage DC Blocking Voltage	V _{RRM} V _{RWM} V _R	50	100	200	400	600	800	1000	V
RMS Reverse Voltage	V _{R(RMS)}	35	70	140	280	420	560	700	V
Average Rectified Output Current @T _C = 50°C	I _O	6.0							A
Non-Repetitive Peak Forward Surge Current 8.3ms Single half sine-wave superimposed on rated load (JEDEC Method)	I _{FSM}	150							A
Forward Voltage (per element) @I _F = 3.0A	V _{FM}	1.1							V
Peak Reverse Current @T _C = 25°C At Rated DC Blocking Voltage @T _C = 100°C	I _R	10 1.0							μA mA
Rating for Fusing (t < 8.3ms) (Note 1)	I ² t	166							A ² s
Typical Thermal Resistance (Note 2)	R _{θJC}	2.4							°C/W
Operating and Storage Temperature Range	T _J , T _{STG}	-65 to +150							°C

Note: 1. Non-repetitive for t > 1ms and < 8.3ms.
2. Thermal resistance junction to case per element mounted on PC board with 13.0x13.0x0.03mm thick land areas.



KBL6005 THRU KBL6007

RATINGS AND CHARACTERISTIC CURVES

FIG.1-MAXIMUM FORWARD SURGE CURRENT

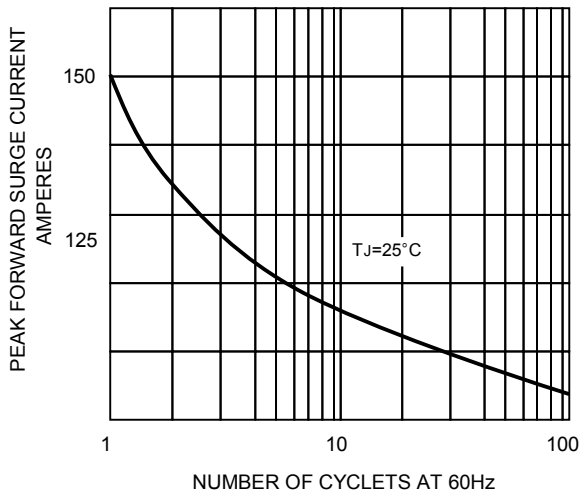


FIG.1-DERATING CURVE
OUTPUT RECTIFIED CURRENT

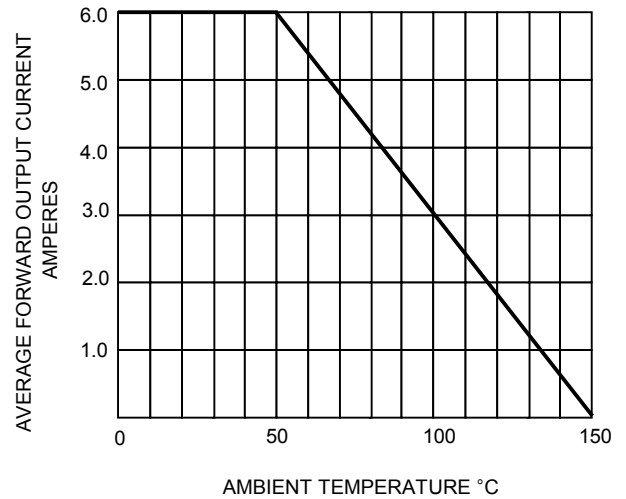


FIG.4-TYPICAL FORWARD CHARACTERISTICS

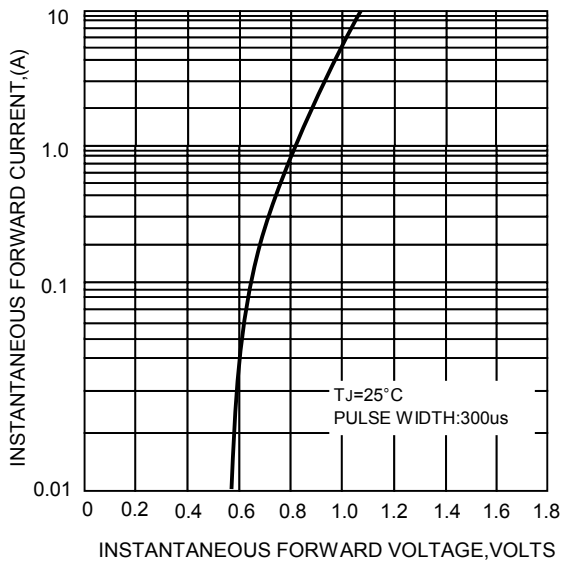


FIG.4- TYPICAL REVERSE CHARACTERISTICS

