

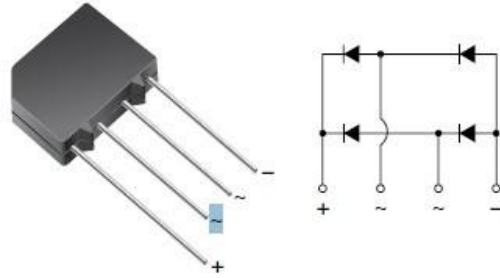


SINGLE PHASE GLASS PASSIVATED BRIDGE RECTIFIER KBP005M ~ KBP10M

Single Phase Glass Passivated Bridge Rectifier

Features

- Plastic package has UL flammability Classification 94V-0
- Glass passivated chip junction
- High case dielectric strength of 1500 VRMS
- High surge current capability
- High temperature soldering guaranteed: 260°C/10 seconds, 0.375”(9.5mm) lead length
- RoHS and REACH Compliance



Case Style KBPM

Mechanical Data

Case:	Molded plastic body
Polarity	/
Terminals:	Plated Leads solderable per MIL-STD-750 method 2026
Mounting torque	6 in-lbs max
Mounting position:	Any
Weight:	0.069 ounce, 1.95 gram

Maximum Ratings ($T_{Ambient}=25^{\circ}C$ unless noted otherwise)

Symbol	Description	KBP 005M	KBP 01M	KBP 02M	KBP 04M	KBP 06M	KBP 08M	KBP 10M	Unit	Conditions
VRRM	Max Recurrent Peak Reverse Voltage	50	100	200	400	600	800	1000	V	
VRMS	Max RMS Voltage	35	70	140	280	420	560	700	V	
VDC	Max DC Blocking Voltage	50	100	200	400	600	800	1000	V	
I(AV)	Max Average Forward Rectified Current	1.5							A	@Tc=55°C
IFSM	Peak Forward Surge Current	50							A	8.3ms single half sine-wave (JEDEC method)
TJ,TSTG	Operating and Storage Temperature Range	-55 to +150							°C	
I2t	Rating for Fusing	15							A2s	T<8.3mS

Electrical Characteristics ($T_{Ambient}=25^{\circ}C$ unless noted otherwise)

Symbol	Description	KBP 005M	KBP 01M	KBP 02M	KBP 04M	KBP 06M	KBP 08M	KBP 10M	Unit	Conditions
VF	Max Instantaneous Forward Voltage	1.0							V	Drop per Bridge element 1.5
IR	Max DC Reverse Current at Rated DC Blocking Voltage	5.0							µA	TA=25°C
		250								Tc=125°C
Rθ-Ja	Typical Thermal Resistance	25							°C/W	Note 1
CJ	Typical Junction capacitance per leg	20							pF	Measured at 1.0MHz/4.0V

Note:

1. Unit mounted on PCB with 0.047” x 0.47”(12mm x 12mm) copper pads and 0.375 (9.5mm) lead length

KBP005M ~ KBP10M RATINGS AND CHARACTERISTIC CURVES KBP005M ~ KBP10M

FIG.1-DERATING CURVE FOR
OUTPUT RECTIFIED CURRENT

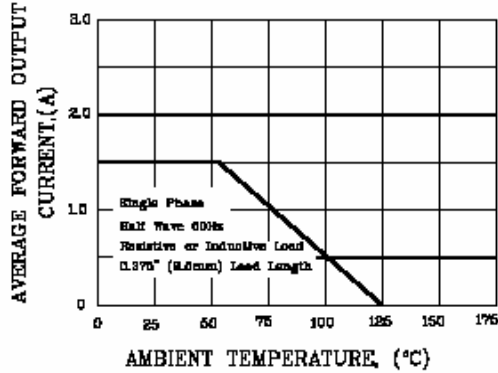


FIG.2-MAXIMUM NON-REPETITIVE PEAK
FORWARD SURGE CURRENT PER ELEMENT

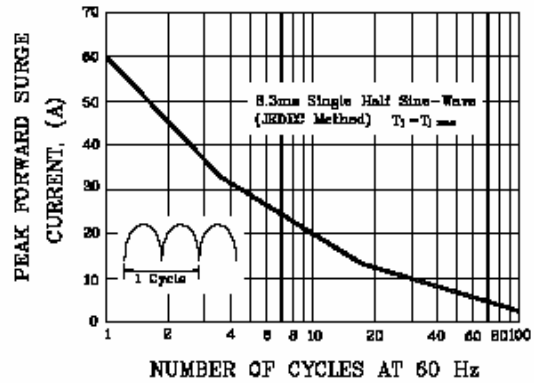


FIG.3-TYPICAL FORWARD CHARACTERISTICS
PER BRIDGE ELEMENT

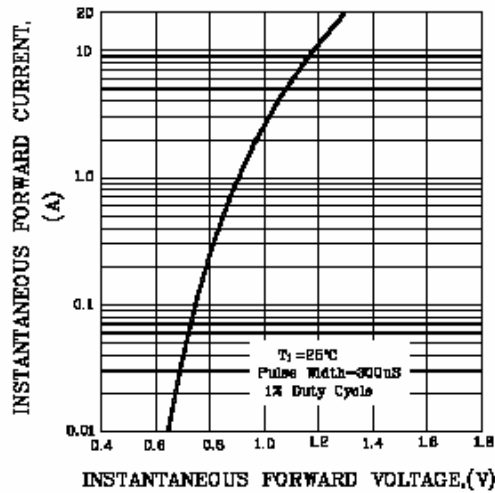


FIG.4-TYPICAL REVERSE CHARACTERISTICS
PER BRIDGE ELEMENT

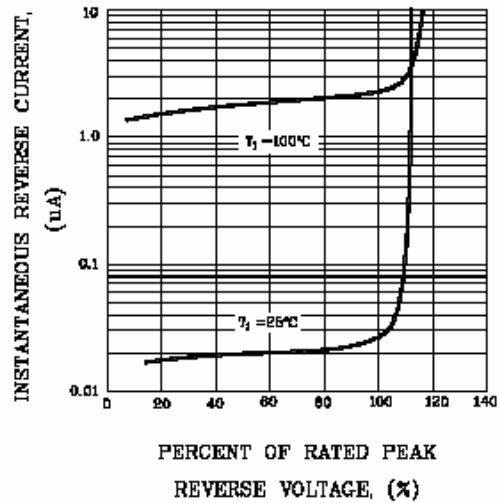
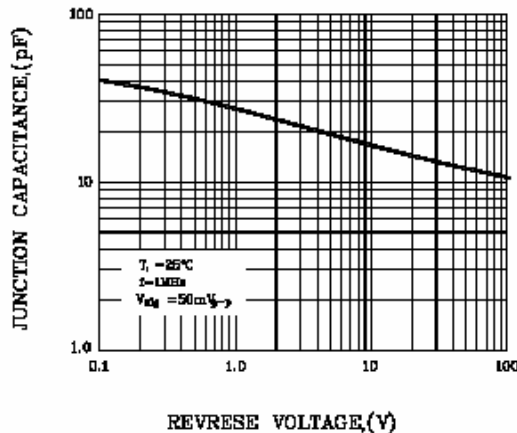
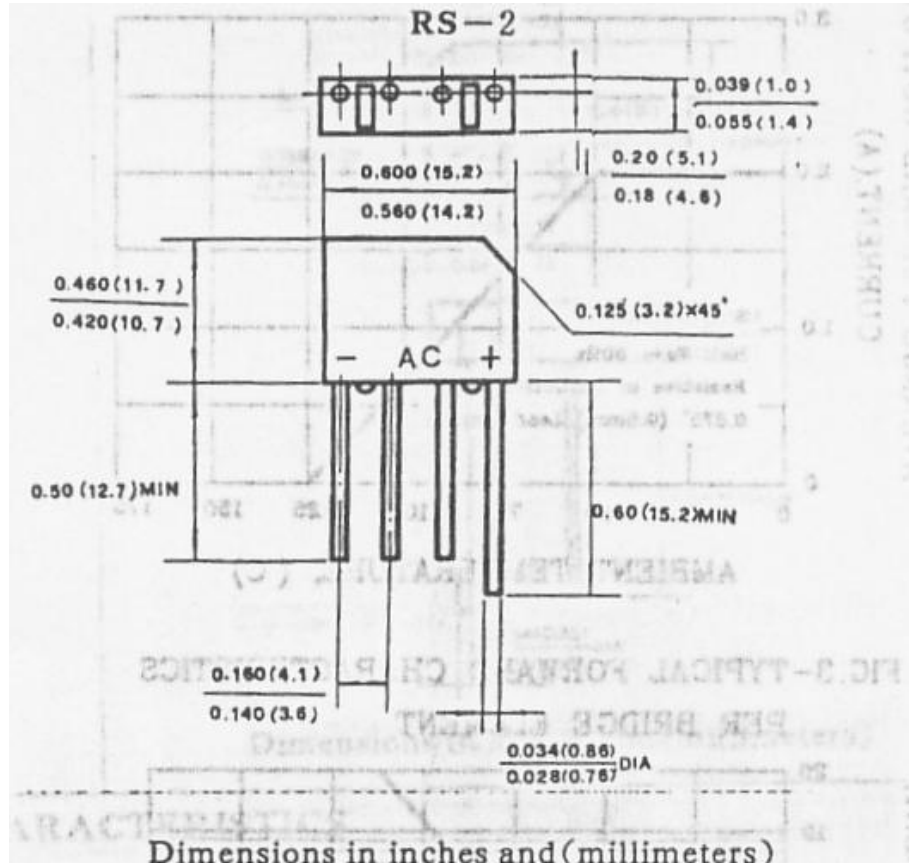


FIG.5-TYPICAL JUNCTION CAPACITANCE
PER BRIDGE ELEMENT



KBP005M ~ KBP10M

Dimensions in inches (mm)



Contact us:

US HEADQUARTERS

MEI SEMI INC.

2902 Corvin Drive, Santa Clara, CA95051, USA

Tel: 1-408-733-0808 Fax: 1-408-733-2828