
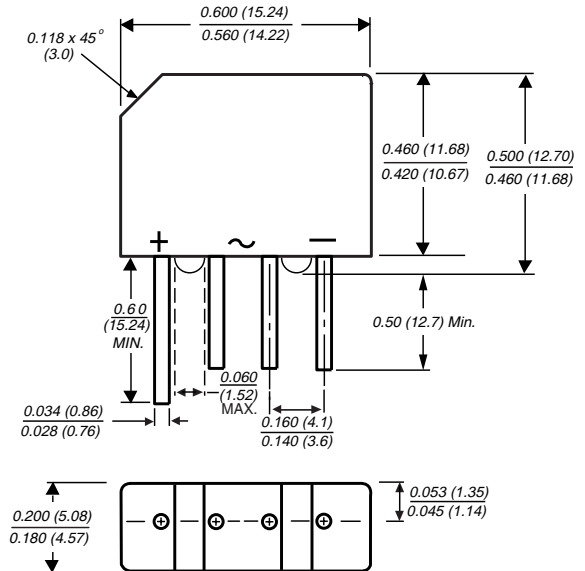


RoHS Compliant Product
A suffix of "-C" specifies halogen-free.



FEATURES

- Surge overload rating – 40 amperes peak
- Ideal for printed circuit board
- Plastic material has underwrites laboratory Flammability classification 94V-0
- Mounting position: Any



Dimensions in inches and (millimeters)

MAXIMUM RATINGS AND ELECTRICAL CHARACTERISTICS

Rating 25°C ambient temperature unless otherwise specified.
Resistive or inductive load, 60Hz,
For capacitive load, derate current by 20%.

TYPE NUMBER	SYMBOL	KBP1005G	KBP101G	KBP102G	KBP104G	KBP106G	KBP108G	KBP110G	Unit
Maximum Recurrent Peak Reverse Voltage	V_{RRM}	50	100	200	400	600	800	1000	V
Maximum RMS Voltage	V_{RMS}	35	70	140	280	420	560	700	V
Maximum DC Blocking Voltage	V_{DC}	50	100	200	400	600	800	1000	V
Maximum Average Forward Rectified Output Current @ $T_A=50^\circ\text{C}$	$I_{(AV)}$	1.5							A
Peak Forward Surge Current, 8.3 ms single half Sine-wave superimposed on rated load	I_{FSM}	40							A
Maximum Forward Voltage Drop Per Bridge Element at 1.0A Peak	V_F	1.1							V
Maximum Reverse Current at Rated DC Blocking Voltage per Element	I_R	10							uA
Maximum Reverse Current at Rated DC Blocking Voltage per Element @ $T_c=100^\circ\text{C}$		1.0							mA
Operating and Storage Temperature Range	T_J, T_{STG}	- 55 ~ + 150							°C

● RATING AND CHARACTERISTIC CURVES

FIG.1-DERATING CURVE OUTPUT RECTIFIED CURRENT

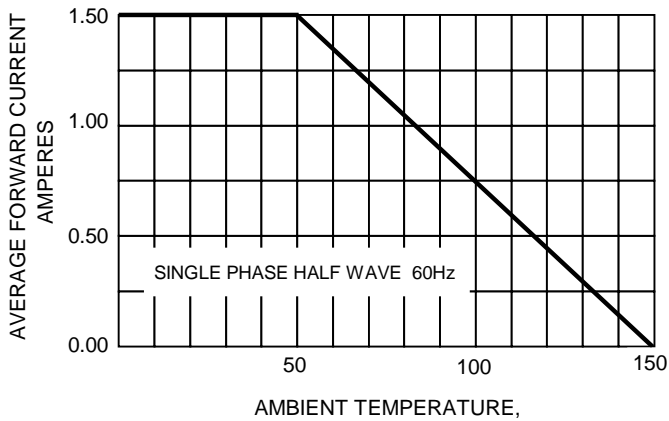


FIG.2-TYPICAL FORWARD CHARACTERISTICS

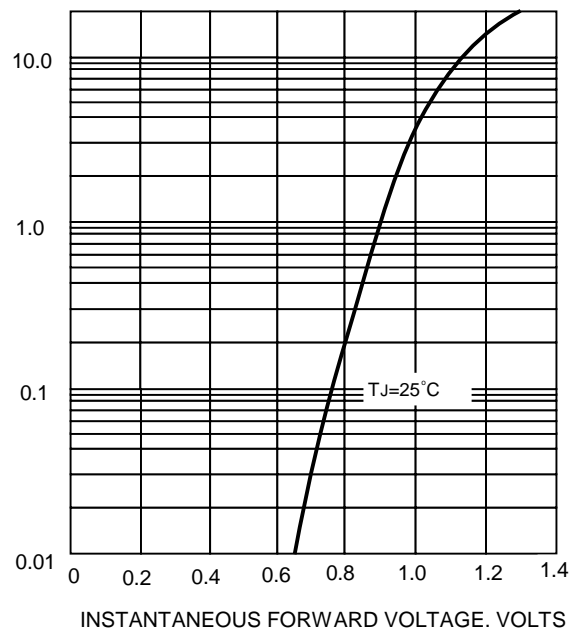


FIG.3-TYPICAL REVERSE CHARACTERISTICS

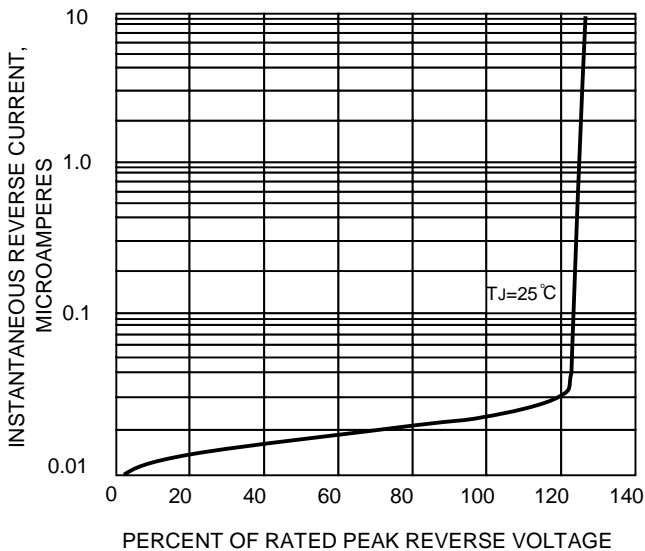


FIG.4-MAXIMUM FORWARD SURGE CURRENT

