



KBP150~KBP1510

SILICON BRIDGE RECTIFIERS

VOLTAGE 50 to 1000 Volts **CURRENT** 1.5 Amperes

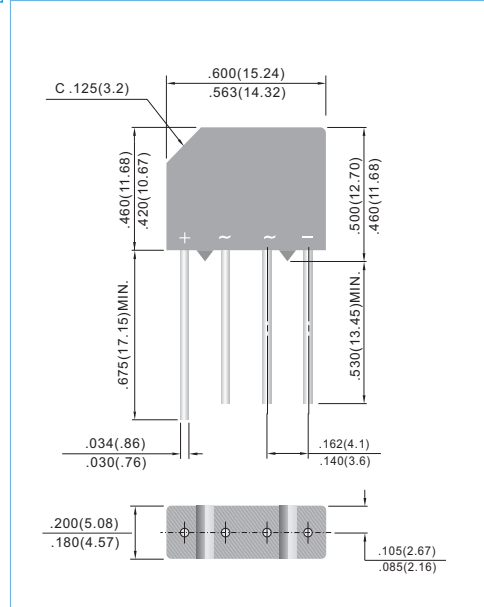
KBP Unit: inch (mm)

FEATURES

- Plastic material used carries Underwriters Laboratory Recognition
- Exceeds environmental standards of MIL-STD-19500
- Surge overload rating : 60 amperes peak
- Ideal for printed circuit board.
- Pb free product : 99% Sn can meet RoHS environment substance directive request

MECHANICAL DATA

Case: Reliable low cost construction utilizing molded plastic technique
 Terminals: Lead solderable per MIL-STD-750, Method 2026
 Mounting Position: Any
 Weight: 1.6 grams



MAXIMUM RATINGS AND ELECTRICAL CHARACTERISTICS

Ratings at 25°C ambient temperature unless otherwise specified. Single phase, half wave, 60Hz, resistive or inductive load.
 For capacitive load, derate current by 20%

PARAMETER	SYMBOL	KBP150	KBP151	KBP152	KBP154	KBP156	KBP158	KBP1510	UNITS
Maximum Recurrent Peak Reverse Voltage	V _{RRM}	50	100	200	400	600	800	1000	V
Maximum RMS Bridge Input Voltage	V _{RMS}	35	70	140	280	420	560	700	V
Maximum DC Blocking Voltage	V _{DC}	50	100	200	400	600	800	1000	V
Maximum Average Forward Rectified Current at 50°C Ambient	I _{FV}	1.5							A
Peak one Cycle Surge Overload Current	I _{FSM}	50							A
Maximum Forward Voltage Drop per Bridge Element at 1.0A DC	V _F	1.0							V
Maximum Reverse Leakage at Rated DC Blocking Voltage T _a = 25°C	I _R	10 1							μA mA
Operating Temperature Range	T _J	-50 to +125							°C
Storage Temperature Range	T _{STG}	-50 to +150							°C



KBP150~KBP1510

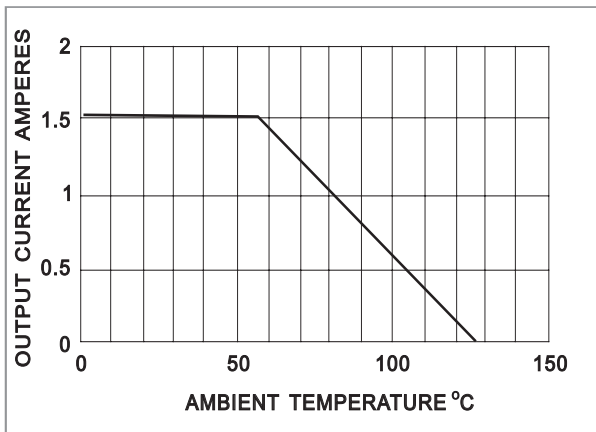


FIG.1-OUTPUT CURRENT VS AMBIENT TEMPERATURE

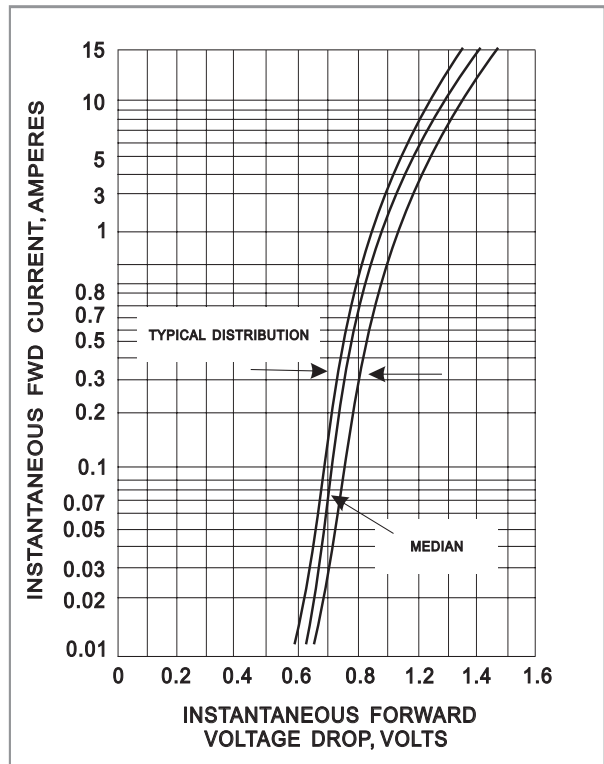


FIG.2-TYPICAL FORWARD CHATACTERISTICS (25°C)

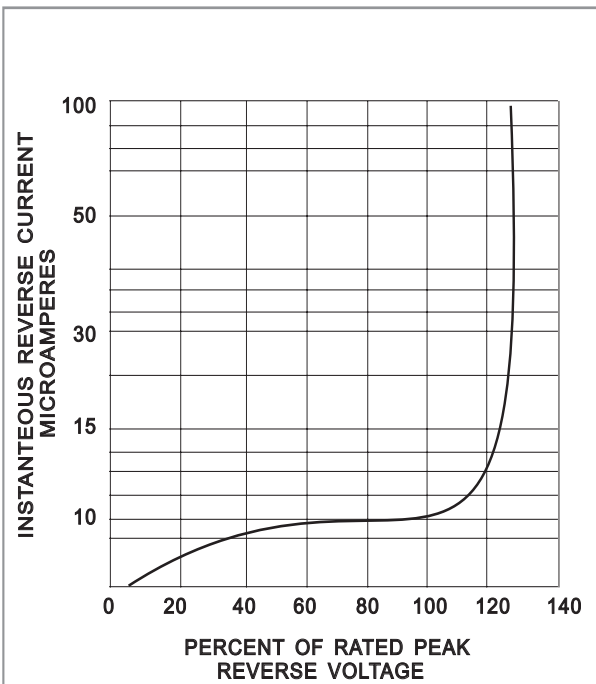


FIG.3-TYPICAL REVERSE CHATACTERISTICS (25°C)

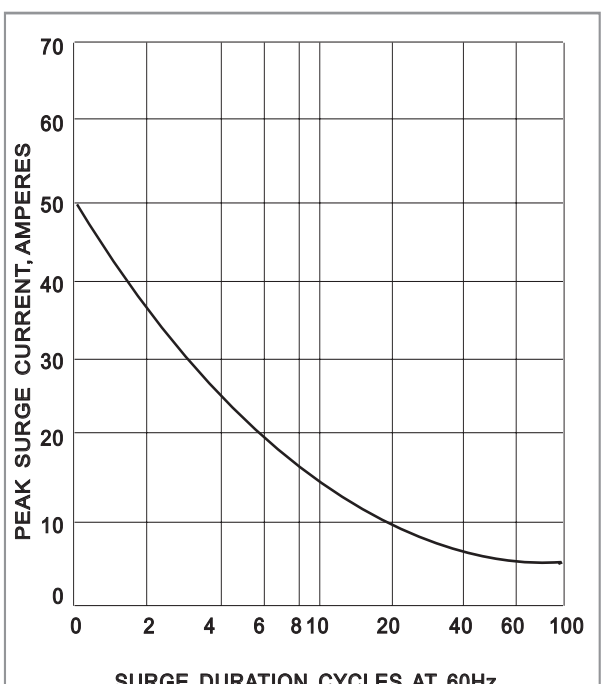


FIG.4-NON-RECURRENT SURGE RATING