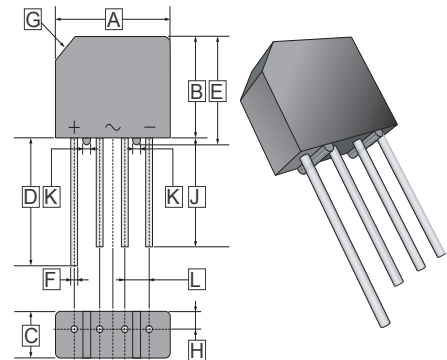


RoHS Compliant Product
A suffix of "-C" specifies halogen & lead-free

FEATURES

- Surge overload rating -60amperes peak
- Ideal for printed circuit board
- The plastic material has UL flammability classification 94V-0
- Mounting position: Any

KBP



REF.	Millimeter		REF.	Millimeter	
	Min.	Max.		Min.	Max.
A	14.22	15.24	G	3.0 x 45°	
B	10.67	11.68	H	1.15	1.35
C	4.57	5.08	J	12.7	-
D	16.25	-	K	-	1.52
E	11.68	12.70	L	3.60	4.10
F	0.76	0.86			

MAXIMUM RATINGS AND ELECTRICAL CHARACTERISTICS

(Rating 25°C ambient temperature unless otherwise specified. Single phase half wave, 60Hz, resistive or inductive load.
For capacitive load, de-rate current by 20%.)

Parameter	Symbol	Part Number							Unit
		KBP 2005G	KBP 201G	KBP 202G	KBP 204G	KBP 206G	KBP 208G	KBP 210G	
Peak Repetitive Peak Reverse Voltage	V_{RRM}	50	100	200	400	600	800	1000	V
Working Peak Reverse Voltage	V_{RMS}	35	70	140	280	420	560	700	V
DC Blocking Voltage	V_{DC}	50	100	200	400	600	800	1000	V
Maximum Average Forward Rectified Current @ $T_A=50^\circ\text{C}$	$I_{(AV)}$	2.0							A
Peak Forward Surge Current 8.3 ms Single Half Sine-Wave Super Imposed on Rated Load (JEDEC Method)	I_{FSM}	60							A
Maximum Forward Voltage Drop Per Bridge Element at 2.0A Peak	V_F	1.1							V
Maximum Reverse Current at Rated DC Blocking Voltage per Element	I_R	10							μA
Maximum Reverse Current at Rated DC Blocking Voltage per Element @ $T_J=100^\circ\text{C}$		1							mA
Operating and Storage temperature range	T_J, T_{STG}	-55 ~ 150							°C

RATINGS AND CHARACTERISTIC CURVES

FIG.1-DERATING CURVE
OUTPUT RECTIFIED CURRENT

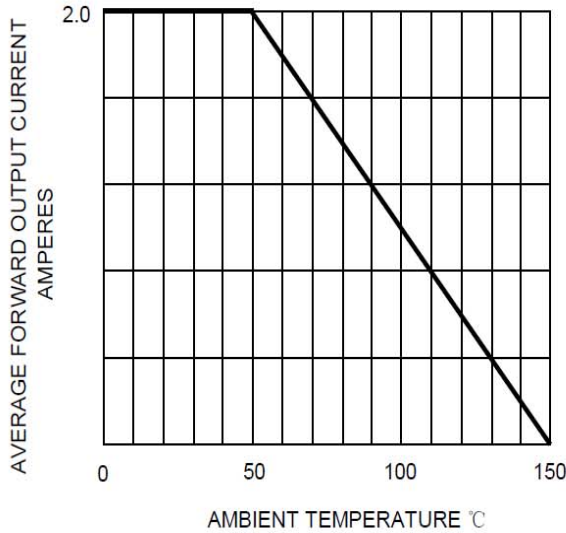


FIG.2-TYPICAL FORWARD
CHARACTERISTICS

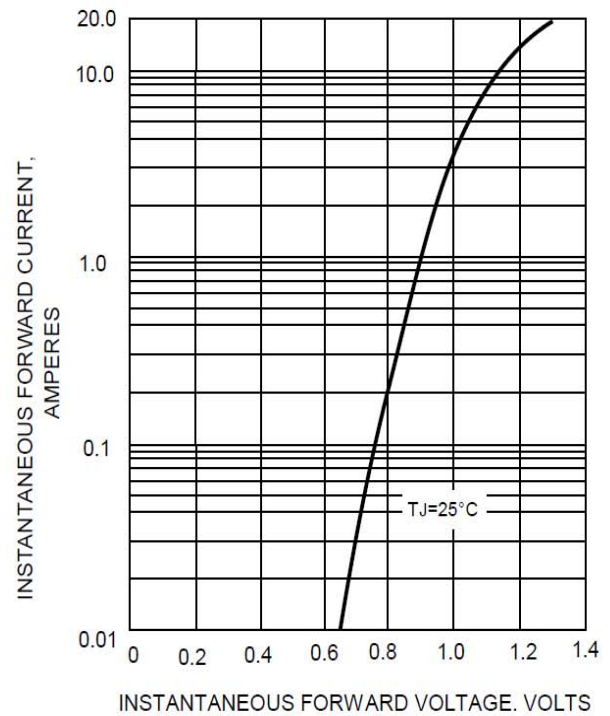


FIG.3-TYPICAL REVERSE CHARACTERISTICS

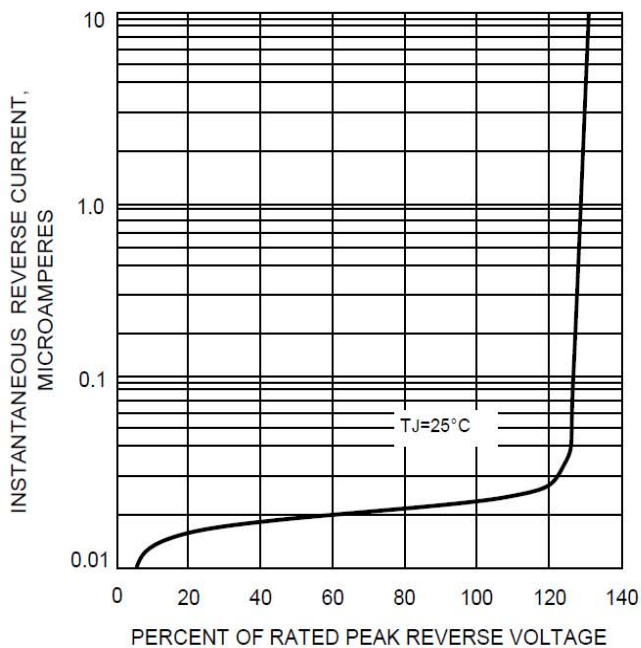


FIG.4-MAXIMUM FORWARD SURGE CURRENT

