

KBP2005 THRU KBP210

Features

- Any Mounting Position
- Rating to 1000V PRV
- Ideal for printed circuit board

**2 Amp
Bridge Rectifier
50 to 1000 Volts**

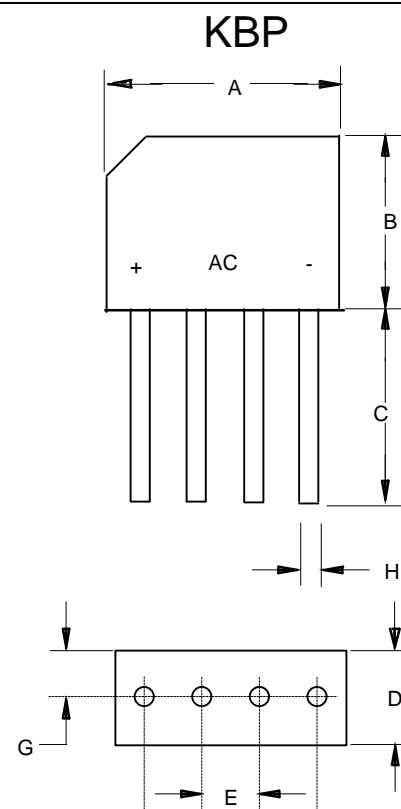
Maximum Ratings

- Operating Temperature: -55°C to +150°C
- Storage Temperature: -55°C to +150°C

Catalog Number	Device Marking	Maximum Recurrent Peak Reverse Voltage	Maximum RMS Voltage	Maximum DC Blocking Voltage
KBP2005	KBP2005	50V	35V	50V
KBP201	KBP201	100V	70V	100V
KBP202	KBP202	200V	140V	200V
KBP204	KBP204	400V	280V	400V
KBP206	KBP206	600V	420V	600V
KBP208	KBP208	800V	560V	800V
KBP210	KBP210	1000V	700V	1000V

Electrical Characteristics @ 25°C Unless Otherwise Specified

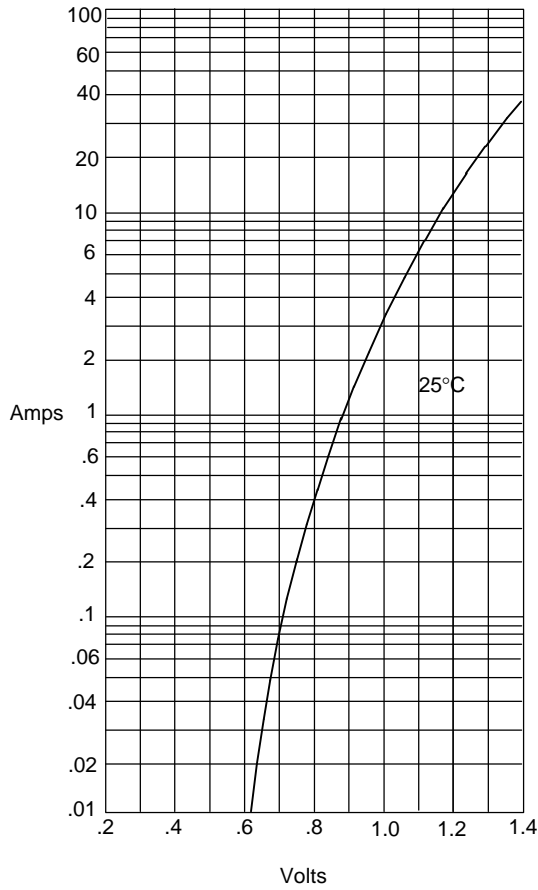
Average Forward Current	$I_{F(AV)}$	2.0A	$T_A = 65^\circ\text{C}$ $T_C = 105^\circ\text{C}$
Peak Forward Surge Current	I_{FSM}	65A	8.3ms, half sine
Maximum Forward Voltage Drop Per Element	V_F	1.1V	$I_{FM} = 2.0\text{A}$ per element; $T_A = 25^\circ\text{C}^*$
Maximum DC Reverse Current At Rated DC Blocking Voltage	I_R	5 μA 500 μA	$T_J = 25^\circ\text{C}$ $T_J = 125^\circ\text{C}$



DIM	INCHES		MM		NOTE
	MIN	MAX	MIN	MAX	
C	.561	.580	14.25	14.73	
D	.132	.144	3.35	3.65	
G	.031	.043	0.80	1.10	

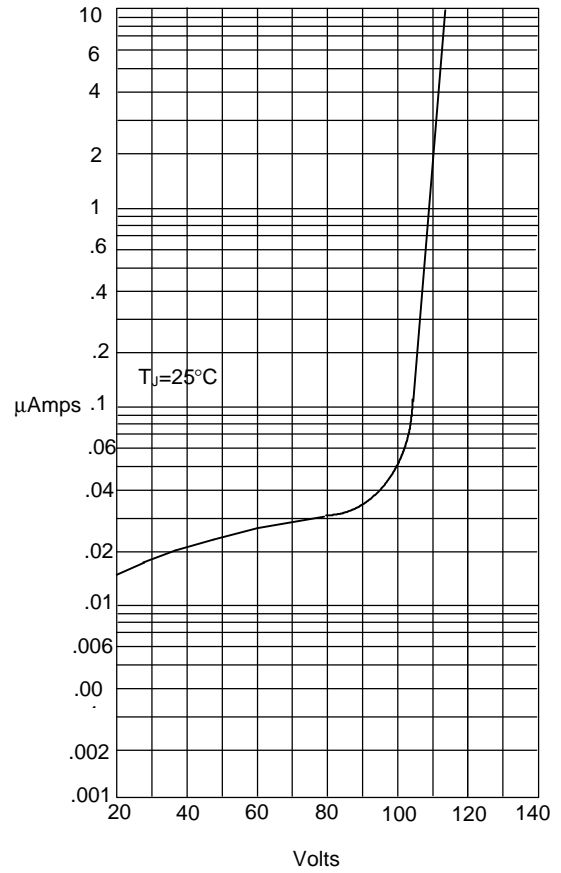
KBP2005 THRU KBP210

Figure 1
Typical Forward Characteristics



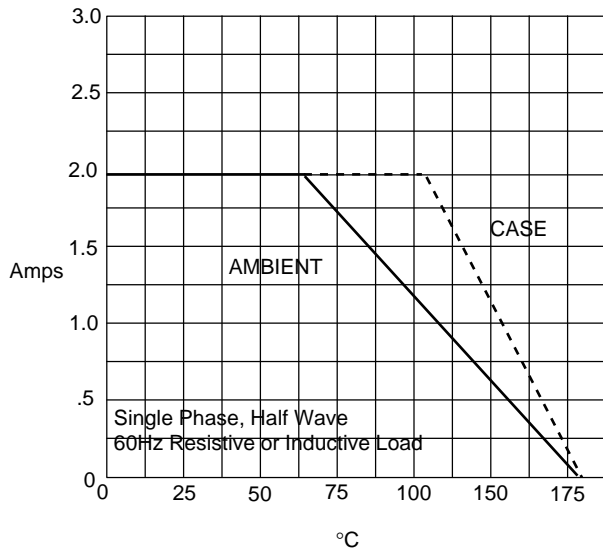
Instantaneous Forward Current - Amperes *versus*
Instantaneous Forward Voltage - Volts

Figure 2
Typical Reverse Characteristics



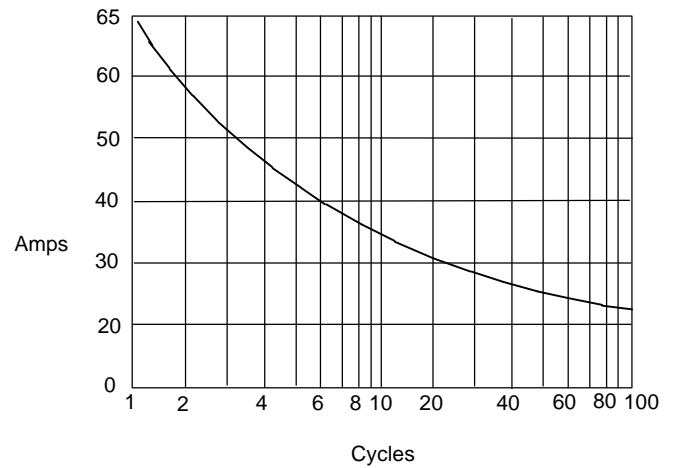
Instantaneous Reverse Leakage Current - MicroAmperes *versus*
Percent Of Rated Peak Reverse Voltage - Volts

Figure 3
Forward Derating Curve



Average Forward Rectified Current - Amperes *versus*
Ambient Temperature - °C

Figure 4
Maximum Non-Repetitive Forward Surge Current



Peak Forward Surge Current - Amperes *versus*
Number Of Cycles At 60Hz - Cycles