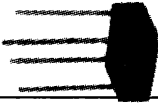




KBPC600G THRU KBPC610G

SINGLE PHASE 6.0 AMPS. GLASS PASSIVATED BRIDGE RECTIFIERS

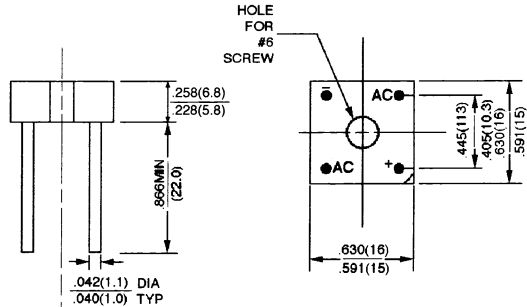


FEATURES

- * Surge overload rating 200 amperes peak
- * Low forward voltage drop
- * Mounting position: Any
- * Small size, simple installation
- * Leads solderable per MIL-STD-202, method 208

VOLTAGE RANGE
50 to 1000 Volts
CURRENT
6.0 Amperes

KBPC-6



Dimensions in inches and (millimeters)

MAXIMUM RATINGS AND ELECTRICAL CHARACTERISTICS

Rating .at 25°C ambient temperature unless otherwise specified.
Single phase, half wave, 60 Hz, resistive or inductive load.
For capacitive load, derate current by 20%

TYPE NUMBER	SYMBOLS	KBPC 600G	KBPC 601G	KBPC 602G	KBPC 604G	KBPC 606	KBPC 608G	KBPC 610G	UNITS
Maximum Recurrent Peak Reverse Voltage	V_{RRM}	50	100	200	400	600	800	1000	V
Maximum RMS Bridge Input Voltage	V_{RMS}	35	70	140	280	420	560	700	V
Maximum D. C Blocking Voltage	V_{DC}	50	100	200	400	600	800	1000	V
Maximum Average Forward Rectified Current @ $T_C = 50^\circ C$	$I_{F(AV)}$	6.0							A
Peak Forward Surge Current, 8.3 ms single half sine-wave superimposed on rated load(JEDEC method)	I_{FSM}	150							A
Maximum Forward Voltage Drop per element @ 3.0A	V_F	1.10							V
Maximum Reverse Current at Rated @ $T_A = 25^\circ C$ D. C. Blocking Voltage per element @ $T_A = 125^\circ C$	I_R	10 500							μA μA
Operating Temperature Range	T_J	- 55 to + 150							$^\circ C$
Storage Temperature Range	T_{STG}	- 55 to + 150							$^\circ C$

- NOTE:
- (1) Bolt down on heat - sink with silicone thermal compound between bridge and mounting surface for maximum heat transfer with # 6 screw
 - (2) Unit mounted on 6.0×6.0×0.11"thick(15×15×0.3cm) Al. Plate

RATINGS AND CHARACTERISTIC CURVES (KBPC600G THRU KBPC610G)

FIG. 1 - MAXIMUM NON - REPETITIVE FORWARD SURGE CURRENT - PER ELEMENT

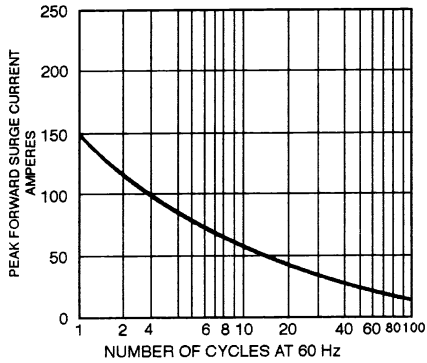


FIG. 2 - TYPICAL FORWARD CURRENT DERATING CURVE

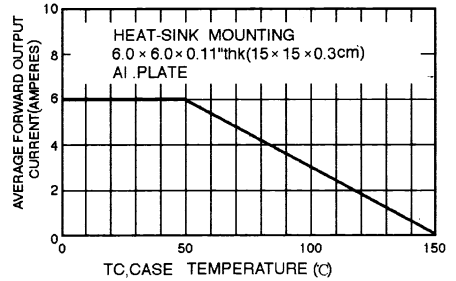


FIG. 3 - TYPICAL FORWARD CHARACTERISTICS PER ELEMENT

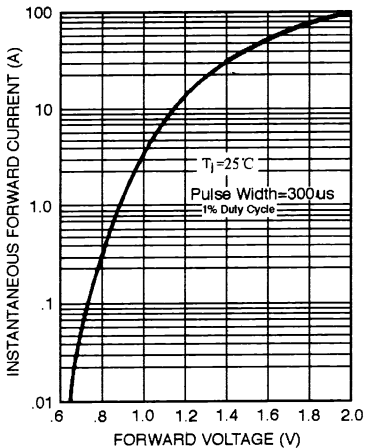


FIG. 4 - TYPICAL REVERSE CHARACTERISTICS PER ELEMENT

