

Features

- Types up to 1000 V V_{RRM}
- Ideal for printed circuit board
- Surge overload rating to 65 Amps peak
- High temperature soldering guaranteed 250°C/ 10 seconds
- Plastic package has Underwriters Laboratory Flammability Classification 94V-0
- Reliable, low cost construction utilizing molded plastic technique

Mechanical Data

Leads: Tin plated copper
Weight: 0.047 oz, 1.33 g
Mounting position: Any
Terminals: Leads solderable per MIL-STD-202, Method 208
Polarity: Polarity marked on body

KBPM Package



Maximum ratings, at $T_j = 25\text{ °C}$, unless otherwise specified

Parameter	Symbol	Conditions	KBPM306G	KBPM308G	KBPM310G	Unit
Repetitive peak reverse voltage	V_{RRM}		600	800	1000	V
RMS reverse voltage	V_{RMS}		420	560	700	V
DC blocking voltage	V_{DC}		600	800	1000	V
Continuous forward current	I_F	$T_C \leq 65\text{ °C}$	3	3	3	A
Surge non-repetitive forward current, Half Sine Wave	$I_{F,SM}$	$T_C = 25\text{ °C}$, $t_p = 8.3\text{ ms}$	80	80	80	A
Operating temperature	T_j		-55 to 150	-55 to 150	-55 to 150	°C
Storage temperature	T_{stg}		-55 to 150	-55 to 150	-55 to 150	°C

Electrical characteristics, at $T_j = 25\text{ °C}$, unless otherwise specified

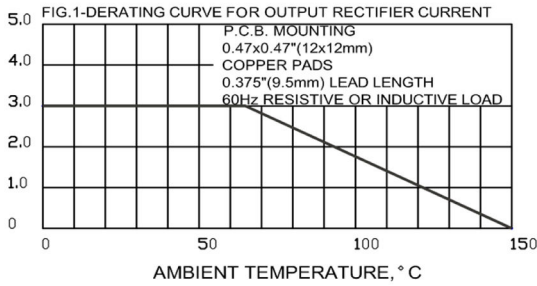
Parameter	Symbol	Conditions	KBPM306G	KBPM308G	KBPM310G	Unit
Diode forward voltage	V_F	$I_F = 3\text{ A}$, $T_j = 25\text{ °C}$	1.1	1.1	1.1	V
Reverse current	I_R	$V_R = 50\text{ V}$, $T_j = 25\text{ °C}$ $V_R = 50\text{ V}$, $T_j = 125\text{ °C}$	5 500	5 500	5 500	μA

Thermal characteristics

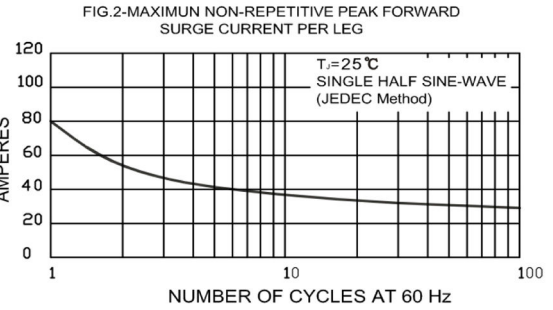
Thermal resistance, junction - case	R_{thJA}		14.0	14.0	14.0	°C/W
-------------------------------------	------------	--	------	------	------	------



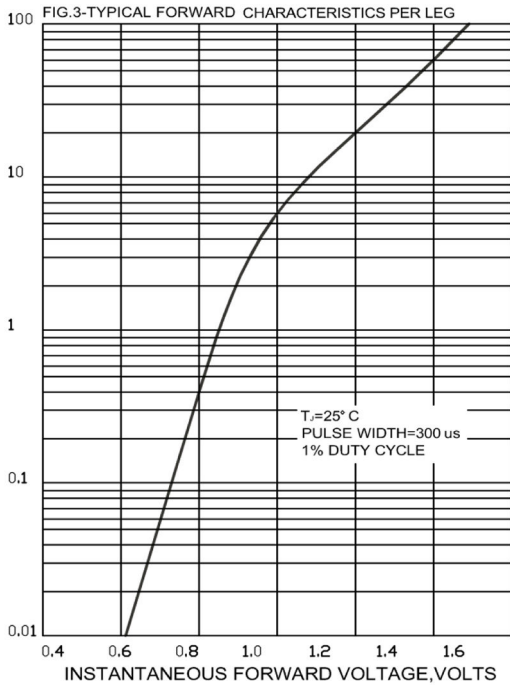
AVERAGE FORWARD CURRENT, AMPERES



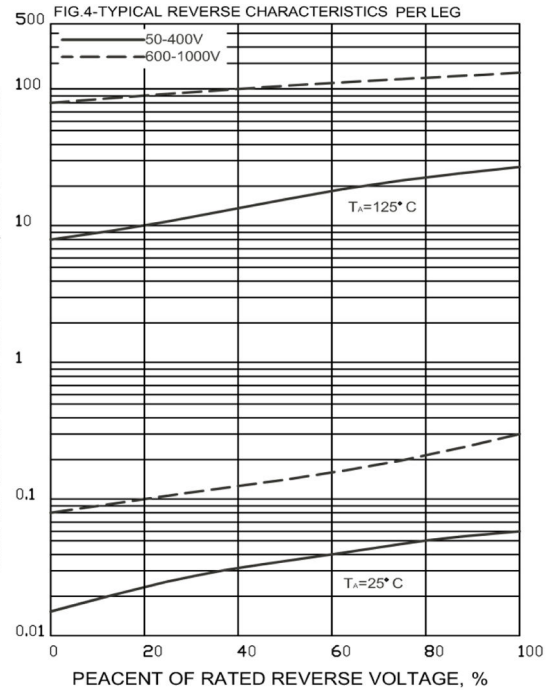
PEAK FORWARD SURGE CURRENT, AMPERES




INSTANTANEOUS FORWARD CURRENT, AMPERES



INSTANTANEOUS REVERSE CURRENT, MICROAMPERES



JUNCTION CAPACITANCE, pF



TRANSIENT THERMAL IMPEDANCE, °C/W

