


Features

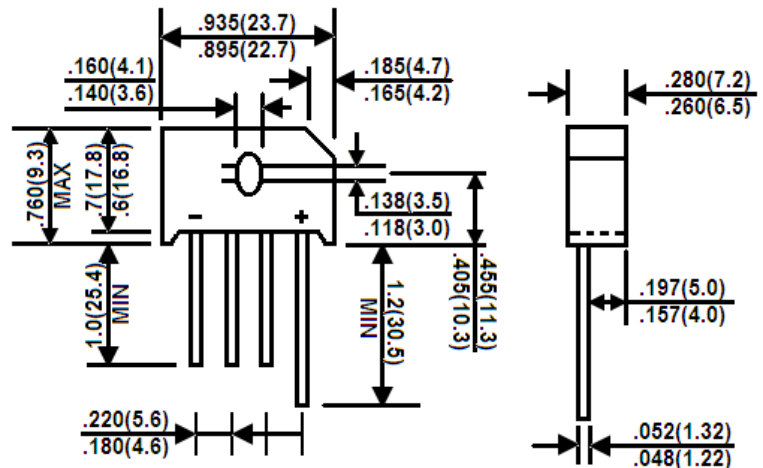
- * Ideal for printed circuit board
- * High surge current capability
- * Reliable low cost construction technique results in inexpensive product



RoHS
COMPLIANT

Package Outline Dimensions in inches (millimeters)

KBU:



Maximum Ratings and Electrical Characteristics

Rating at 25 °C ambient temperature unless otherwise specified. Single phase, half wave, 60 Hz, resistive or inductive load. For capacitive load, derate current by 20%.

Type Number	Symbols	KBU 10005	KBU 1001	KBU 1002	KBU 1004	KBU 1006	KBU 1008	KBU 1010	Unit
Maximum Recurrent Peak Reverse Voltage	V_{RRM}	50	100	200	400	600	800	1000	V
Maximum RMS Bridge Input Voltage	V_{RMS}	35	70	140	280	420	560	700	V
Maximum D.C Blocking Voltage	V_{DC}	50	100	200	400	600	800	1000	V
Maximum Average Forward Rectified Current @ $T_C=75^\circ\text{C}$ (Note1/2)	$I_{F(AV)}$	10.0							A
Peak Forward Surge Current, 8.3ms single half sine-wave superimposed on rated load (JEDEC method)	I_{FSM}	175							A
Maximum Forward Voltage Drop per element at 5.0A	V_F	1.10							V
Maximum Reverse Current @ $T_A=25^\circ\text{C}$ at Rated D.C Blocking Voltage @ $T_A=125^\circ\text{C}$	I_R	10 500							μA
Typical thermal resistance per leg (Note2)	$R_{\theta JL}$	2.2							$^\circ\text{C}/\text{W}$
Operating Temperature Range	T_J	-55 to +150							$^\circ\text{C}$
Storage Temperature Range	T_{STG}	-55 to +150							$^\circ\text{C}$

Note:

1. Recommended mounted position is to bolt down on heat sink with silicone thermal compound for maximum heat transfer with #6 screw.
2. Thermal resistance from junction to case with units mounted on a 4.0×4.0×0.11" (10.2×10.2×0.3cm) Cu. plate.

Ratings and Characteristic Curves

FIG. 1 – MAXIMUM NON – REPETITIVE FORWARD SURGE CURRENT – PER ELEMENT

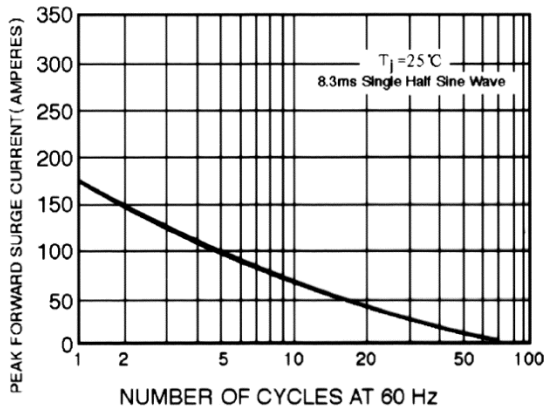


FIG. 2 – TYPICAL FORWARD OUTPUT CURRENT DERATING CURVE

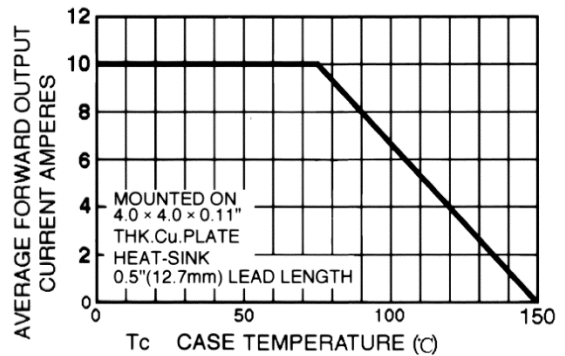


FIG. 3 – TYPICAL INSTANTANEOUS FORWARD CHARACTERISTICS – PER ELEMENT

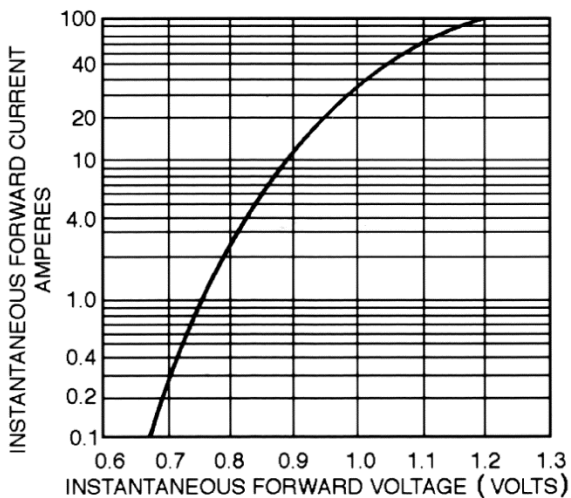
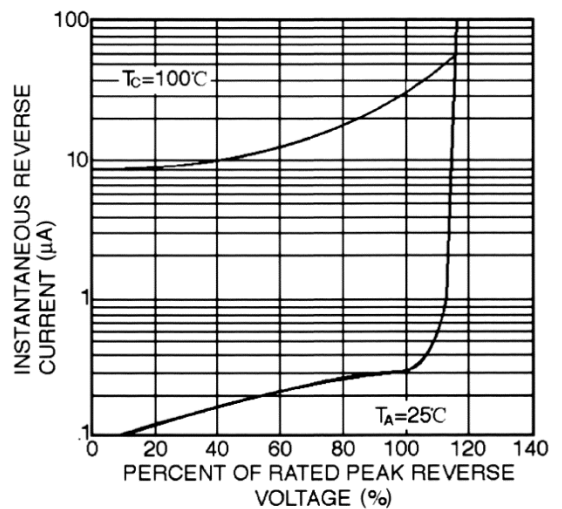


FIG. 4 – TYPICAL REVERSE CHARACTERISTICS – PER ELEMENT





KBU10005 THRU KBU1010
Single Phase 10 Amps. Glass Passivated Bridge Rectifiers

Ordering Information

Part No.	Package	Packing
KBU10005~KBU1010	KBU	0.4K/Tray