



Silicon Bridge Rectifiers

KBU6A--KBU6M

FEATURES

- UL Recognized File
- High surge current capability
- Ideal for printed circuit board
- Reliable low cost construction technique results in inexpensive product
- High temperature soldering guaranteed:
250 / 10 seconds / 0.375" (9.5mm) lead length at 5lbs.
- Mounting position: Any



Lead-free

Maximum Ratings (@TA = 25°C unless otherwise specified)

Characteristic	Symbol	KBU6A	KBU6B	KBU6D	KBU6G	KBU6J	KBU6K	KBU6M	UNITS
Maximum recurrent peak reverse voltage	V_{RRM}	50	100	200	400	600	800	1000	V
Maximum RMS voltage	V_{RMS}	35	70	140	280	420	560	700	V
Maximum DC blocking voltage	V_{DC}	50	100	200	400	600	800	1000	V
Maximum average forward Output current @ $T_A=65^\circ\text{C}$	$I_{F(AV)}$	6.0							A
Peak forward surge current 8.3ms single half-sine-wave superimposed on rated load	I_{FSM}	250.0							A

Thermal Characteristics

Characteristic	Symbol	KBU6A	KBU6B	KBU6D	KBU6G	KBU6J	KBU6K	KBU6M	UNITS
Operating junction temperature range	T_J	- 55 ---- + 125							°C
Storage temperature range	T_{STG}	- 55 ---- + 150							°C

Electrical Characteristics (@TA = 25°C unless otherwise specified)

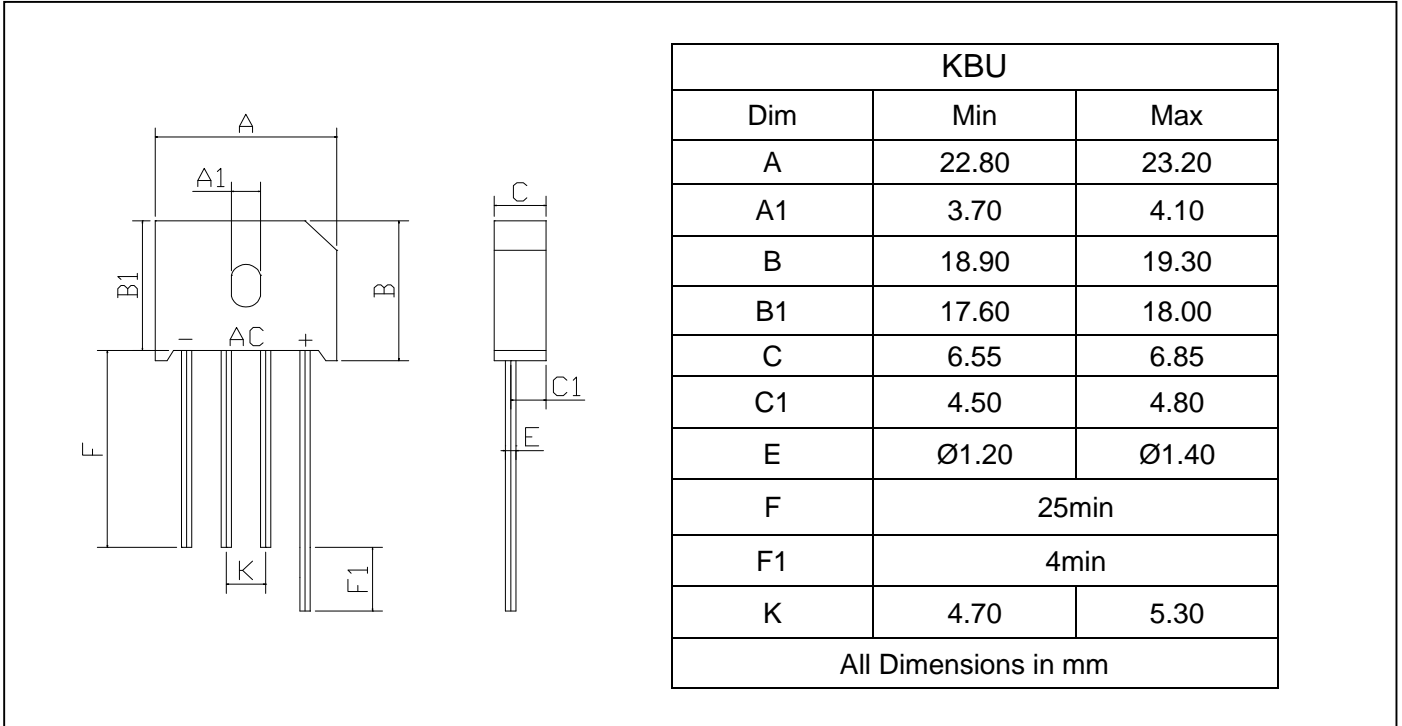
Characteristic	Symbol	KBU6A	KBU6B	KBU6D	KBU6G	KBU6J	KBU6K	KBU6M	UNITS
Maximum instantaneous forward voltage @3.0A	V_F	1.0							V
Maximum reverse current @ $T_A=25^\circ\text{C}$ at rated DC blocking voltage @ $T_A=100^\circ\text{C}$	I_R	10.0 1.0							μA mA



Silicon Bridge Rectifiers

KBU6A--KBU6M

PACKAGE OUTLINE DIMENSIONS



PACKAGE INFORMATION

Device	Package	Shipping
KBU6A--KBU6M	KBU	400 Units/Box



Silicon Bridge Rectifiers

KBU6A--KBU6M

FIG.1 – PEAK FORWARD SURGE CURRENT

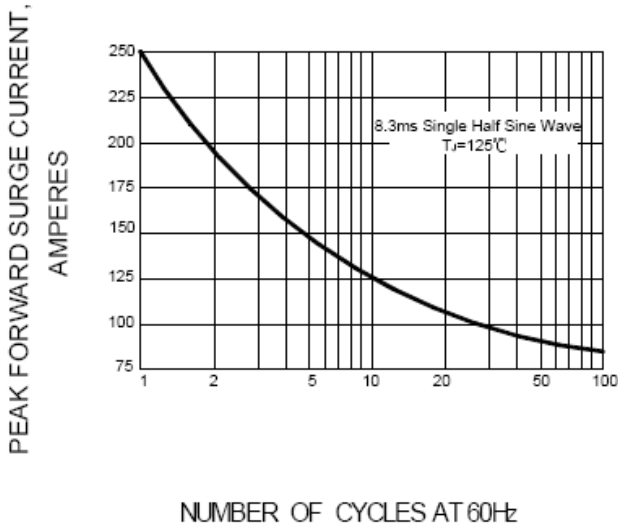


FIG.2 – FORWARD DERATING CURVE

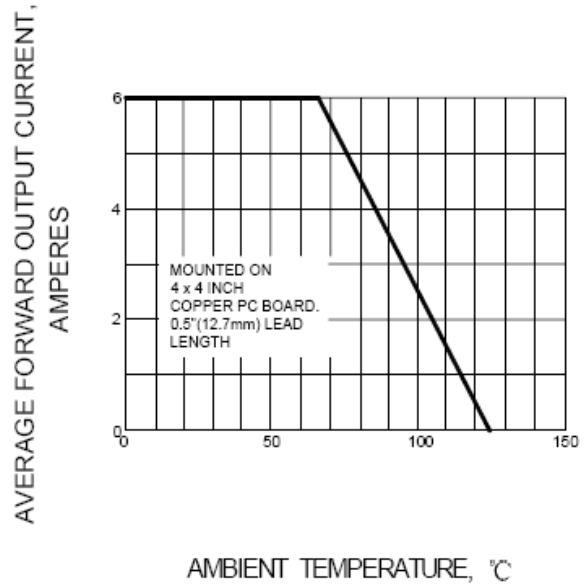


FIG.3 – TYPICAL FORWARD CHARACTERISTICS

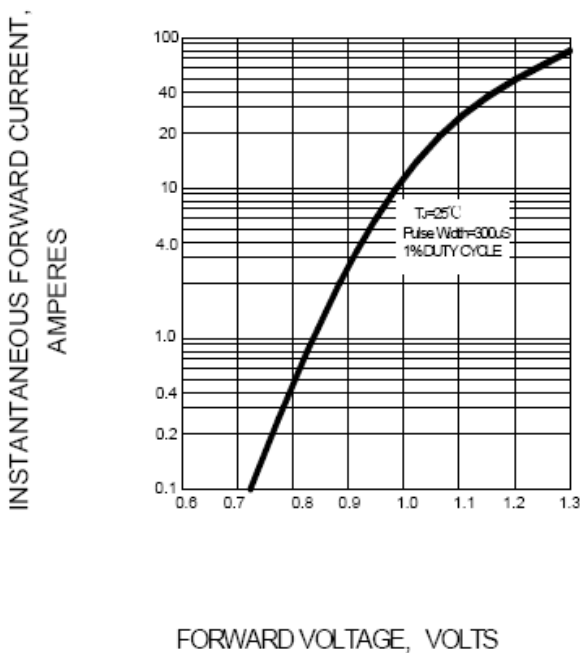


FIG.4 – TYPICAL REVERSE CHARACTERISTIC

