


KBU8005-G Thru. KBU810-G


Reverse Voltage: 50 to 1000V

Forward Current: 8.0A

RoHS Device

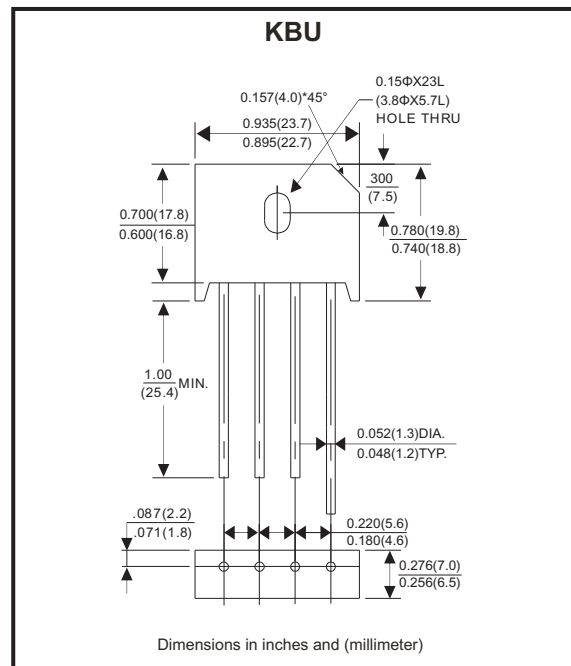


Features

- Surge overload rating -200 amperes peak.
- Ideal for printed circuit board.
- UL recognized file # E349301 

Mechanical Data

- Epoxy: UL 94V-0 rate flame retardant.
- Case: Molded plastic, KBU
- Mounting position: Any.
- Weight: 7.40 grams (approx.).



Maximum ratings and electrical characteristics

Rating at 25°C ambient temperature unless otherwise specified.
Single phase, half wave ,60Hz, resistive or inductive load.
For capacitive load, derate current by 20%

Parameter	Symbol	KBU 8005-G	KBU 801-G	KBU 802-G	KBU 804-G	KBU 806-G	KBU 808-G	KBU 810-G	Unit
Maximum Recurrent Peak Reverse Voltage	V_{RRM}	50	100	200	400	600	800	1000	V
Maximum RMS Voltage	V_{RMS}	35	70	140	280	420	560	700	V
Maximum DC Blocking Voltage	V_{DC}	50	100	200	400	600	800	1000	V
Maximum Average Forward Rectified Output Current @ $T_C=100^{\circ}C$	$I_{(AV)}$	8.0							A
Peak Forward Surge Current, 8.3ms Single Half Sine-Wave Super Imposed On Rated Load (JEDEC Method)	I_{FSM}	200							A
Maximum Instantaneous Forward Voltage Drop per Element at 4.0A	V_F	1.0							V
Max. Reverse Leakage at rated DC Blocking Voltage per Element @ $T_J=25^{\circ}C$ @ $T_J=100^{\circ}C$	I_R	10.0 300							μA
Typical Junction Capacitance Per Element (Note 1)	C_J	250							pF
Operating Temperature Range	T_J	-55 to +150							$^{\circ}C$
Storage Temperature Range	T_{STG}	-55 to +150							$^{\circ}C$

Notes:

1. Measured at 1.0MHz and applied reverse voltage of 4.0V DC.

Company reserves the right to improve product design , functions and reliability without notice.

REV: B

Rating and Characteristics Curves (KBU8005-G Thru. KBU810-G)

Fig.1 - Derating Curve Output Rectified Current

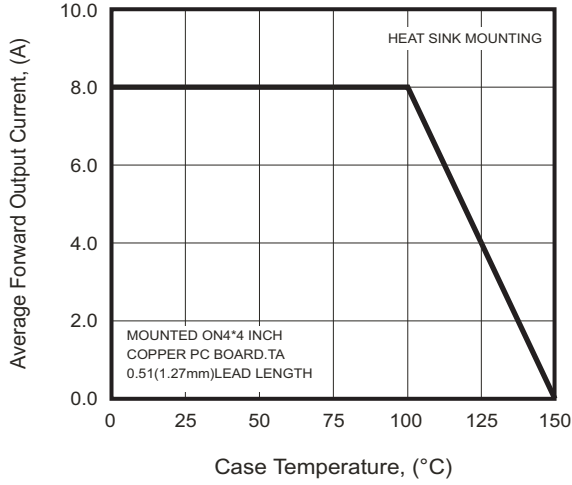


Fig.2 - Typical Instantaneous Forward Characteristics

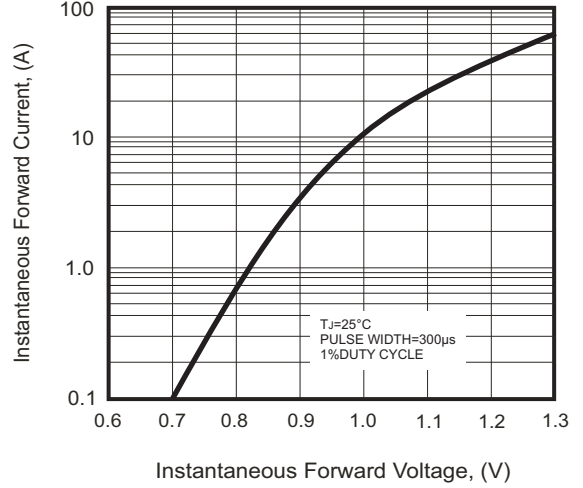


Fig.3 - Maximum Non-repetitive Peak Forward Surge Current

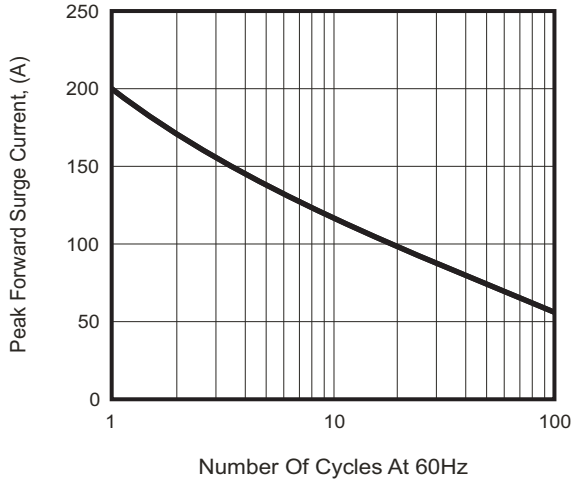


Fig.4 - Typical Junction Capacitance Per Element

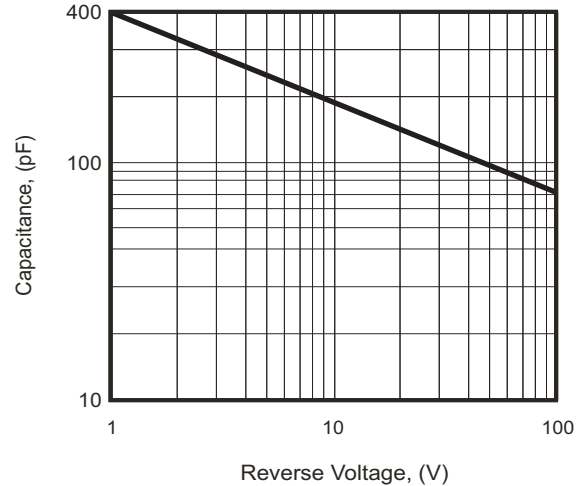
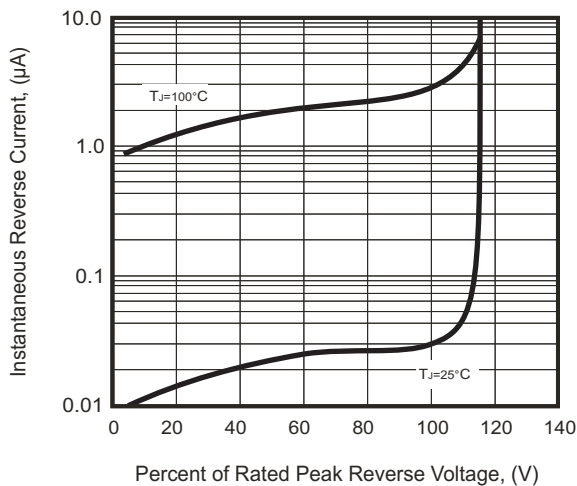


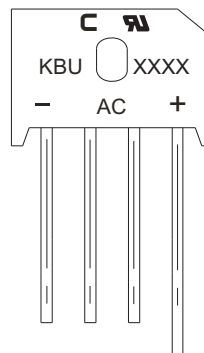
Fig.5 - Typical Reverse Characteristics



Company reserves the right to improve product design, functions and reliability without notice.

Marking Code

Part Number	Marking code
KBU8005-G	KBU8005
KBU801-G	KBU801
KBU802-G	KBU802
KBU804-G	KBU804
KBU806-G	KBU806
KBU808-G	KBU808
KBU810-G	KBU810



XXX / XXXX = Product type marking code

C = Compchip Logo

Standard Packaging

Case Type	BULK PACK	
	BOX (pcs)	Carton (pcs)
KBU	400	2,400