

Silicon Bridge Rectifiers

KBU8A--KBU8M

FEATURES

- Rating to 1000V PRV
- Surge overload rating to 300 Amperes peak
- Ideal for printed circuit board
- Reliable low cost construction utilizing molded plastic technique results in inexpensive product
- Lead solderable per MIL-STD-202 method 208



Lead-free

Maximum Ratings (@T_A = 25°C unless otherwise specified)

Characteristic	Symbol	KBU8A	KBU8B	KBU8D	KBU8G	KBU8J	KBU8K	KBU8M	UNITS
Maximum recurrent peak reverse voltage	V _{RRM}	50	100	200	400	600	800	1000	V
Maximum RMS voltage	V _{RMS}	35	70	140	280	420	560	700	V
Maximum DC blocking voltage	V _{DC}	50	100	200	400	600	800	1000	V
Maximum average forward Output current @T _A =25°C	I _{F(AV)}	8.0							A
Peak forward surge current 8.3ms single half-sine-wave superimposed on rated load	I _{FSM}	300							A

Thermal Characteristics

Characteristic	Symbol	KBU8A	KBU8B	KBU8D	KBU8G	KBU8J	KBU8K	KBU8M	UNITS
Operating junction temperature range	T _J	- 55 ---- + 125							°C
Storage temperature range	T _{STG}	- 55 ---- + 150							°C

Electrical Characteristics (@T_A = 25°C unless otherwise specified)

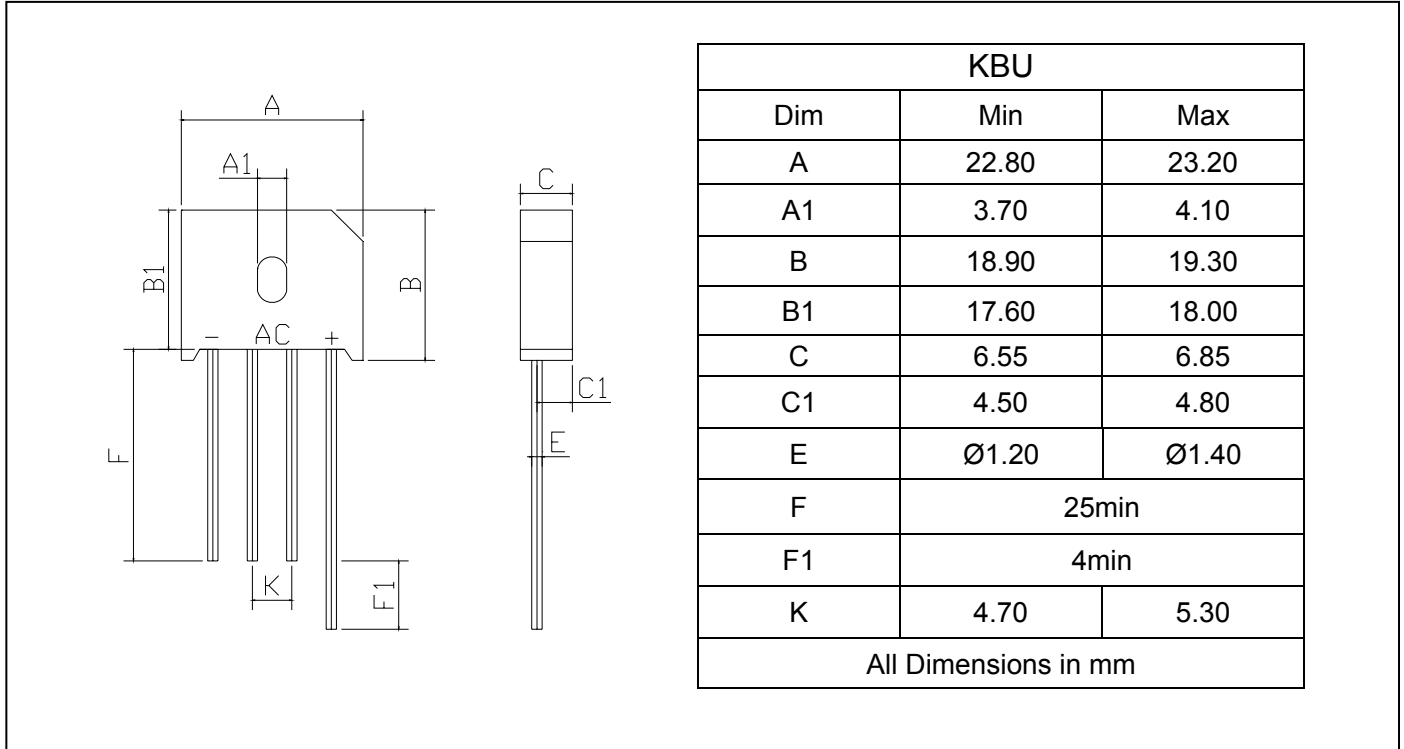
Characteristic	Symbol	KBU8A	KBU8B	KBU8D	KBU8G	KBU8J	KBU8K	KBU8M	UNITS
Maximum instantaneous forward voltage @4.0A	V _F	1.1							V
Maximum reverse current @T _A =25°C at rated DC blocking voltage @T _A =100°C	I _R	10							μ A
		1.0							m A



Silicon Bridge Rectifiers

KBU8A--KBU8M

PACKAGE OUTLINE DIMENSIONS



PACKAGE INFORMATION

Device	Package	Shipping
KBU8A--KBU8M	KBU	400 Units/Box



Silicon Bridge Rectifiers

KBU8A--KBU8M

FIG.1 – TYPICAL FORWARD CURRENT DERATING CURVE

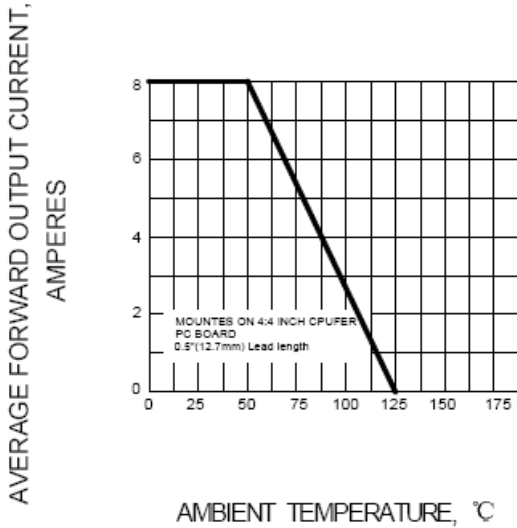


FIG.2 – MAXIMUM FORWARD SURGE CURRENT

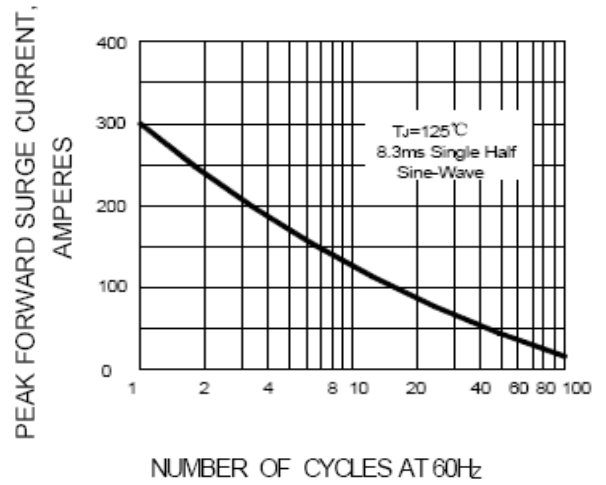


FIG.3 – TYPICAL FORWARD CHARACTERISTIC

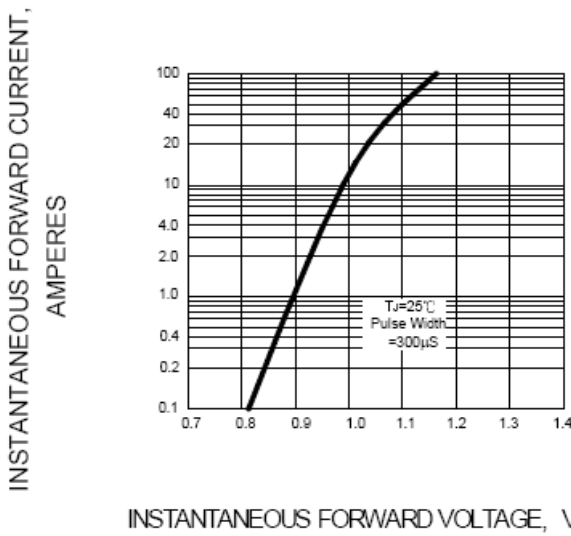


FIG.4 – TYPICAL REVERSE CHARACTERISTIC

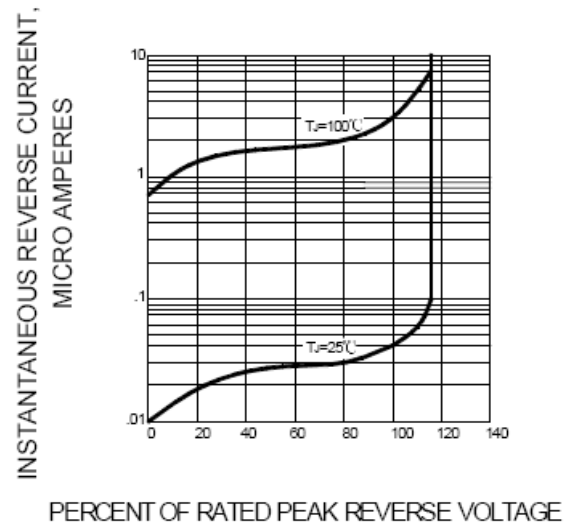


FIG.5 – TYPICAL JUNCTION CAPACITANCE PER ELEMENT

