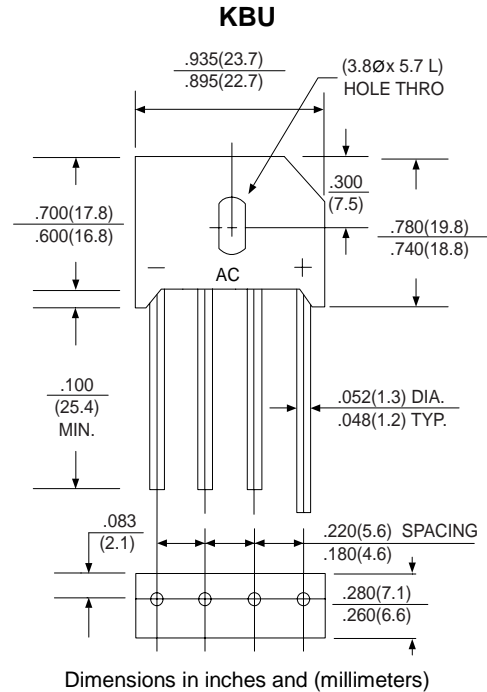


RoHS Compliant Product
A suffix of "-C" specifies halogen-free.



FEATURES

- Surge overload rating – 150 amperes peak
- Ideal for printed circuit board
- Reliable low cost construction utilizing molded plastic technique
- Plastic material has underwrites laboratory Flammability classification 94V-0
- Mounting position: Any
- Mounting torque: 5 In. lb. Max.



MAXIMUM RATINGS AND ELECTRICAL CHARACTERISTICS

Rating 25°C ambient temperature unless otherwise specified.
Resistive or inductive load, 60Hz,
For capacitive load, derate current by 20%.

TYPE NUMBER	SYMBOL	KBU8A	KBU8B	KBU8D	KBU8G	KBU8J	KBU8K	KBU8M	UNITS
Maximum Recurrent Peak Reverse Voltage	V_{RRM}	50	100	200	400	600	800	1000	V
Maximum RMS Voltage	V_{RMS}	35	70	140	280	420	560	700	V
Maximum DC Blocking Voltage	V_{DC}	50	100	200	400	600	800	1000	V
Maximum Average Forward Rectified Output Current @ $T_A=50^\circ\text{C}/40^\circ\text{C}/45^\circ\text{C}$	$I_{(AV)}$	8.0							A
Peak Forward Surge Current, 8.3 ms single half Sine-wave superimposed on rated load (JEDEC method)	I_{FSM}	300							A
Maximum Forward Voltage Drop Per Bridge Element at 10.0A Peak	V_F	1.1							V
Maximum Reverse Current at Rated DC Blocking Voltage per Element @ $T_A=25^\circ\text{C}$	I_R	10							μA
Maximum Reverse Current at Rated DC Blocking Voltage per Element @ $T_C=100^\circ\text{C}$		10							mA
Operating and Storage Temperature Range	T_J, T_{STG}	- 55 ~ + 150							$^\circ\text{C}$

● RATING AND CHARACTERISTIC CURVES

FIG.1-DERATING CURVE FOR OUTPUT RECTIFIED CURRENT

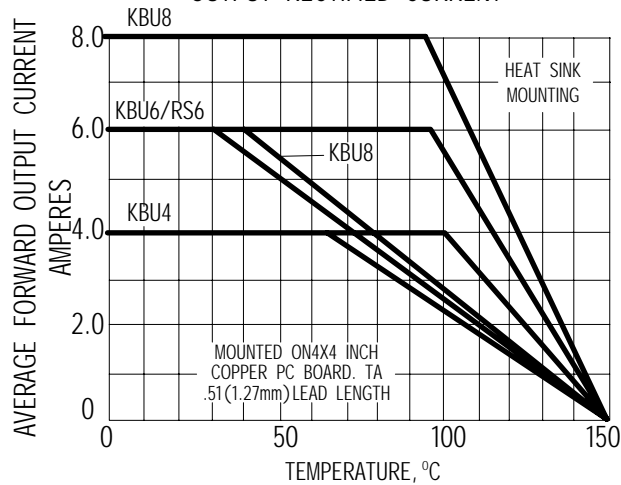


FIG.2-TYPICAL INSTANTANEOUS FORWARD CHARACTERISTIC

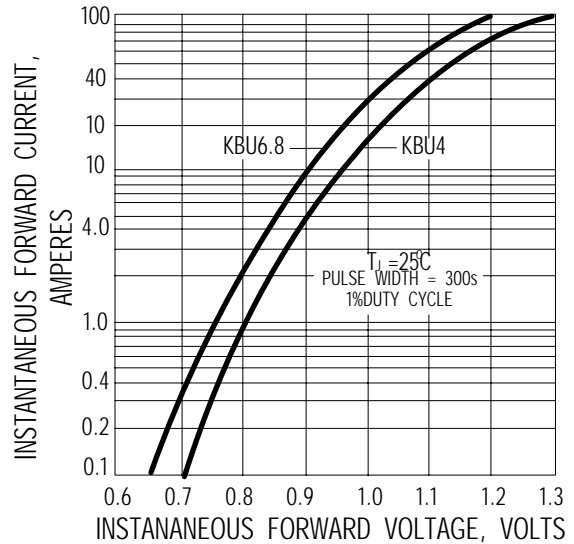


FIG.3-MAXIMUM NO-RETRITIVE PEAK FORWARD SURGE CURRENT

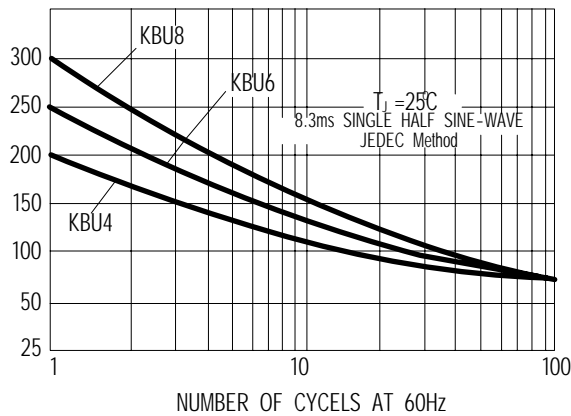


FIG.4-TYPICAL REVERSE CHARACTERISTICS

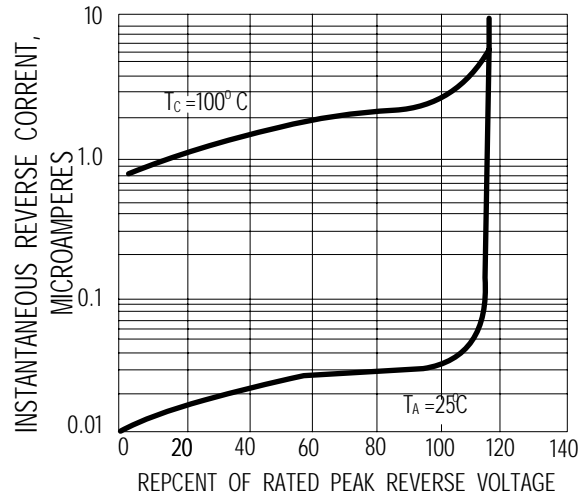


FIG.5-TYPICAL JUNCTION CAPACITANCE PER ELEMENT

