

Single Phase Silicon Bridge Rectifier

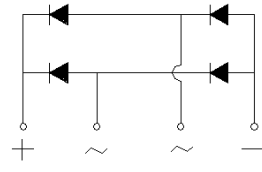
$V_{RRM} = 600\text{ V} - 1000\text{ V}$

$I_O = 8\text{ A}$

Features

- Plastic material used carries Underwriters Laboratory Flammability Classification 94V-0
- Ideal for printed circuit boards
- High forward surge current capability
- High temperature soldering guaranteed: 250°C/ 10 seconds, 0.375 (9.5mm) lead length, 5 lbs. (2.3 kg) tension
- Types from 600 V up to 1000 V V_{RRM}
- Not ESD Sensitive

KBU Package



Mechanical Data

Case: Molded plastic body

Terminals: Plated leads, solderable per MIL-STD-750, Method 2026

Mounting position: Any

Mounting torque: 5 inch-lbs max

Weight: 0.268 ounces, 7.6 grams

Maximum ratings at $T_c = 25\text{ }^\circ\text{C}$, unless otherwise specified

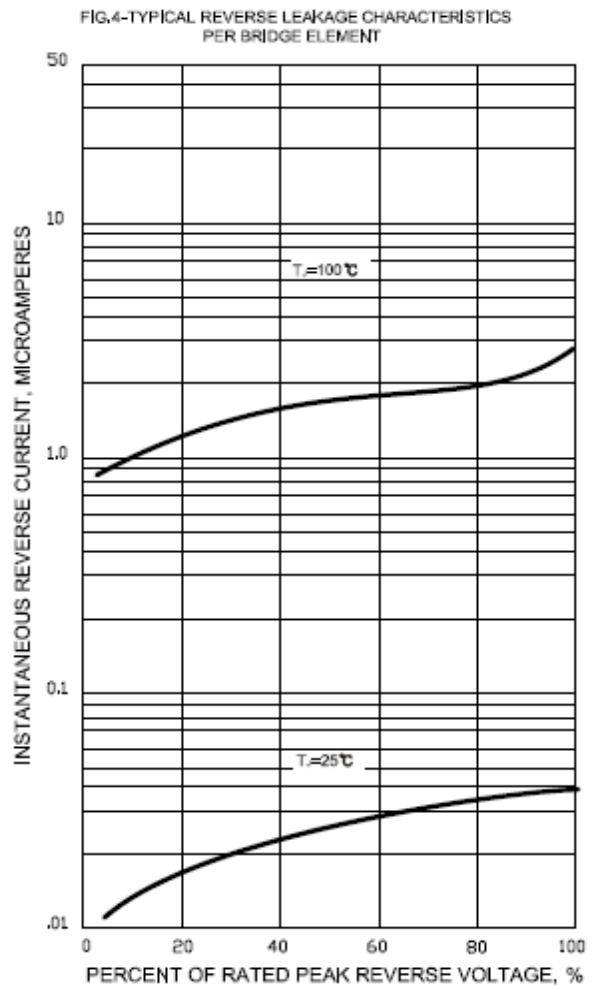
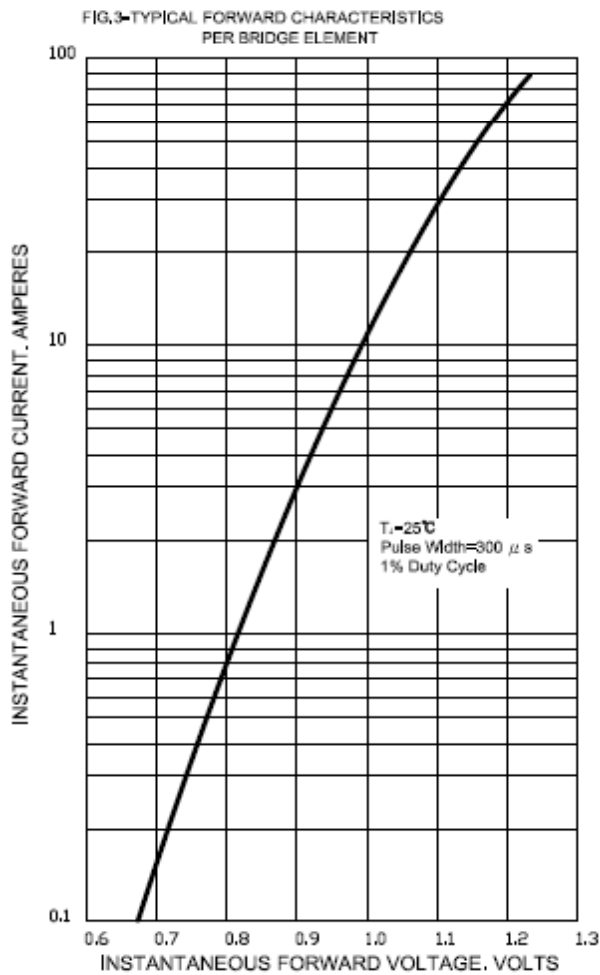
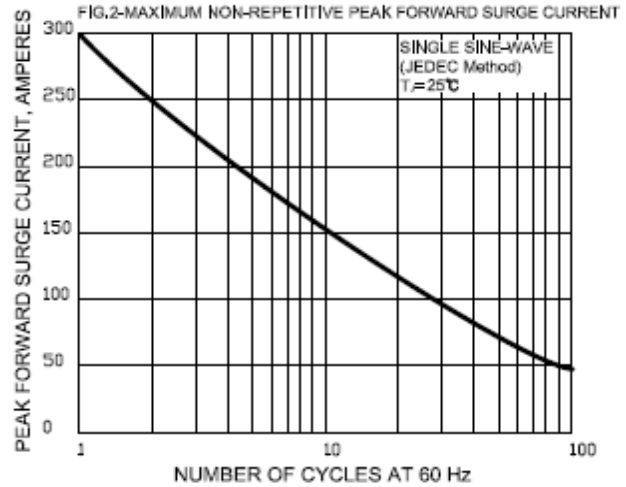
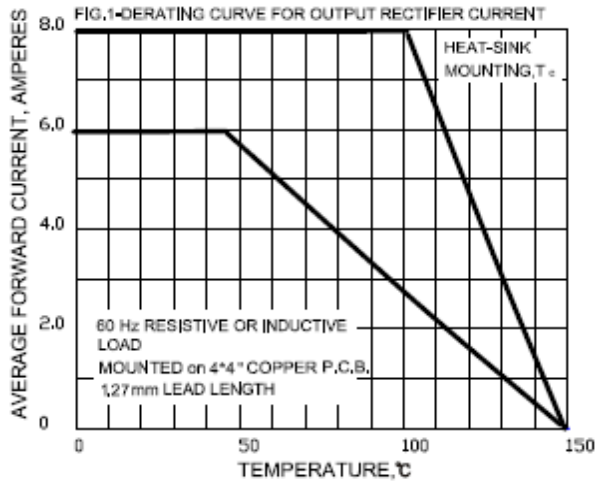
Parameter	Symbol	Conditions	KBU8J	KBU8K	KBU8M	Unit
Repetitive peak reverse voltage	V_{RRM}		600	800	1000	V
RMS reverse voltage	V_{RMS}		420	560	700	V
DC blocking voltage	V_{DC}		600	800	1000	V
Operating temperature	T_j		-55 to 150	-55 to 150	-55 to 150	$^\circ\text{C}$
Storage temperature	T_{stg}		-55 to 150	-55 to 150	-55 to 150	$^\circ\text{C}$

Electrical characteristics at $T_c = 25\text{ }^\circ\text{C}$, unless otherwise specified

Single phase, half sine wave, 60 Hz, resistive or inductive load

For capacitive load derate current by 20%

Parameter	Symbol	Conditions	KBU8J	KBU8K	KBU8M	Unit
Maximum average forward rectified current	I_O	$T_c = 100\text{ }^\circ\text{C}$	8	8	8	A
		$T_a = 45\text{ }^\circ\text{C}$	6	6	6	
Peak forward surge current	I_{FSM}	$t_p = 8.3\text{ ms}$, half sine	300	300	300	A
Maximum instantaneous forward voltage drop per leg	V_F	$I_F = 8.0\text{ A}$	1.0	1.0	1.0	V
Maximum DC reverse current at rated DC blocking voltage	I_R	$T_a = 25\text{ }^\circ\text{C}$	10	10	10	μA
		$T_a = 100\text{ }^\circ\text{C}$	500	500	500	



Package dimensions and terminal configuration

Product is marked with part number and terminal configuration.

