

# KD8SF80

TRIACs

800V, 8A

### Feature

- Full molded
- High voltage
- Tj=150°C
- Stable surge-on current capability
- Pb free terminal
- RoHS:Yes

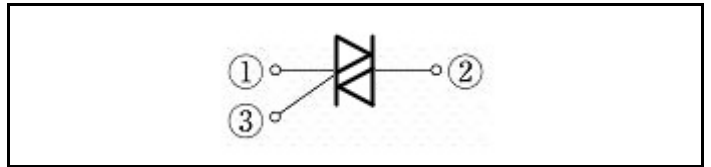
### OUTLINE

Package (House Name): FTO-220AG

Package (JEITA Code): SC-91



### Equivalent circuit



### Absolute Maximum Ratings (unless otherwise specified : Tc=25°C)

Item	Symbol	Conditions	Ratings	Unit
Storage temperature	T <sub>stg</sub>		-55 to 150	°C
Junction temperature	T <sub>j</sub>		-40 to 150	°C
Repetitive peak off-state voltage	V <sub>DRM</sub>		800	V
R.M.S. on-state current	I <sub>T(RMS)</sub>	T <sub>c</sub> =126°C, Commercial frequency, sine wave, Conduction angle θ=360°C, With heatsink	8	A
Surge on-state current	I <sub>TSM</sub>	T <sub>j</sub> =25°C, 60Hz sine wave, Non-repetive, Conduction angle θ=360°C ※	50	A
Current squared time	I <sup>2</sup> t	T <sub>j</sub> =25°C, t=8.33ms, Non-repetitive ※	10.4	A <sup>2</sup> S
Critical rate of rise of on-state current	di/dt		50	A/μs
Peak gate dissipation	P <sub>GM</sub>	f=60Hz, Duty ≤10%	5	W
Average gate dissipation	P <sub>G(AV)</sub>		0.5	W
Peak gate current	I <sub>GM</sub>	f=60Hz, Duty ≤10%	2	A
Peak gate voltage	V <sub>GM</sub>		10	V
Dielectric strength	V <sub>dis</sub>	Terminals to case, AC 1 minute	2	kV
Mounting Torque	TOR	(Recommended torque:0.3N·m)	0.5	N·m

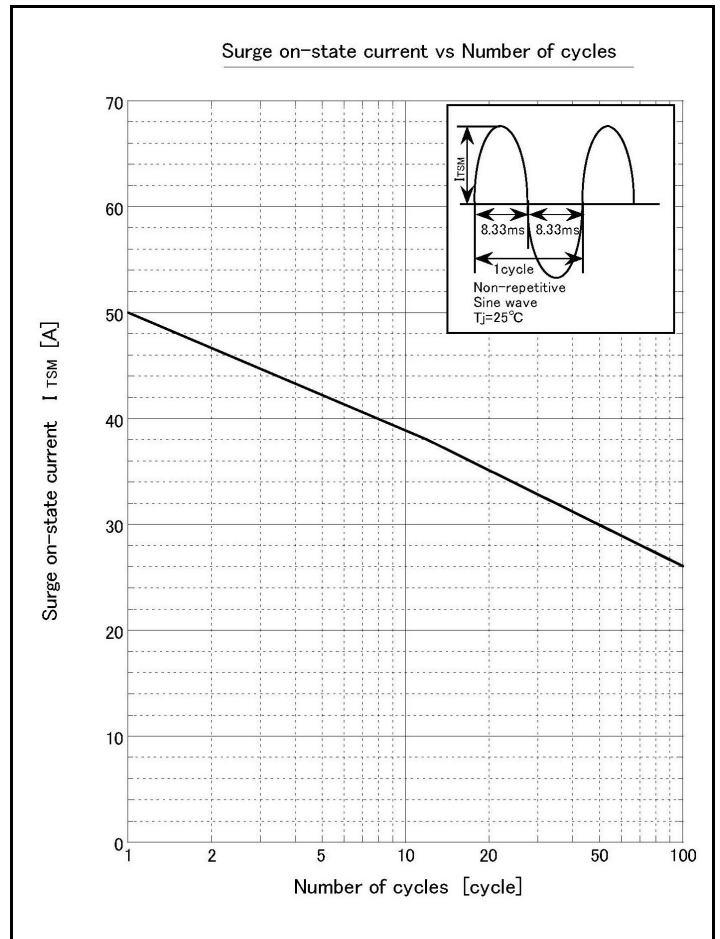
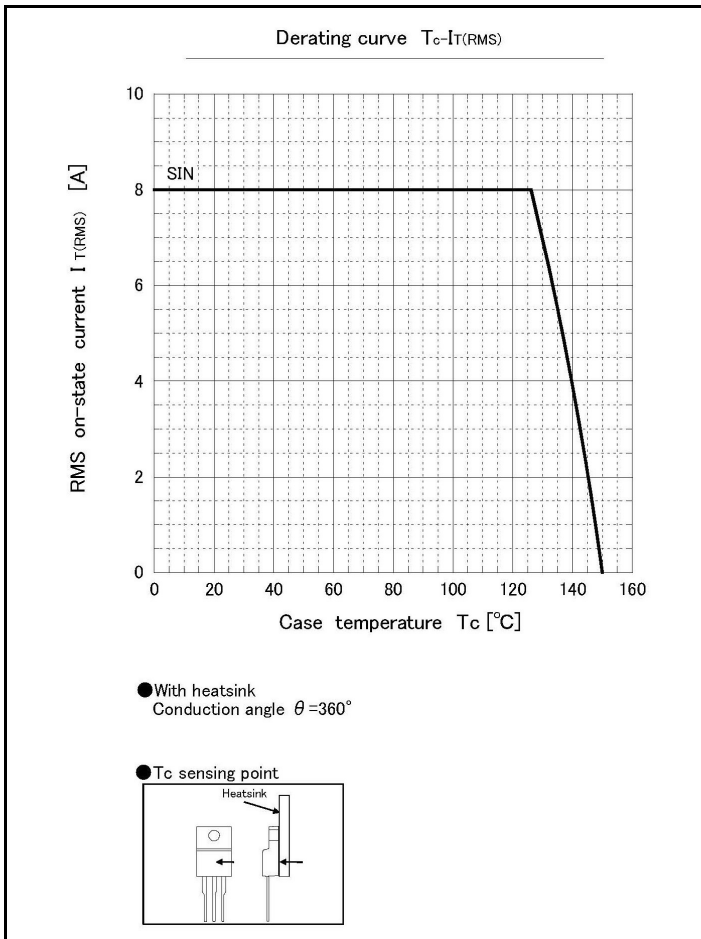
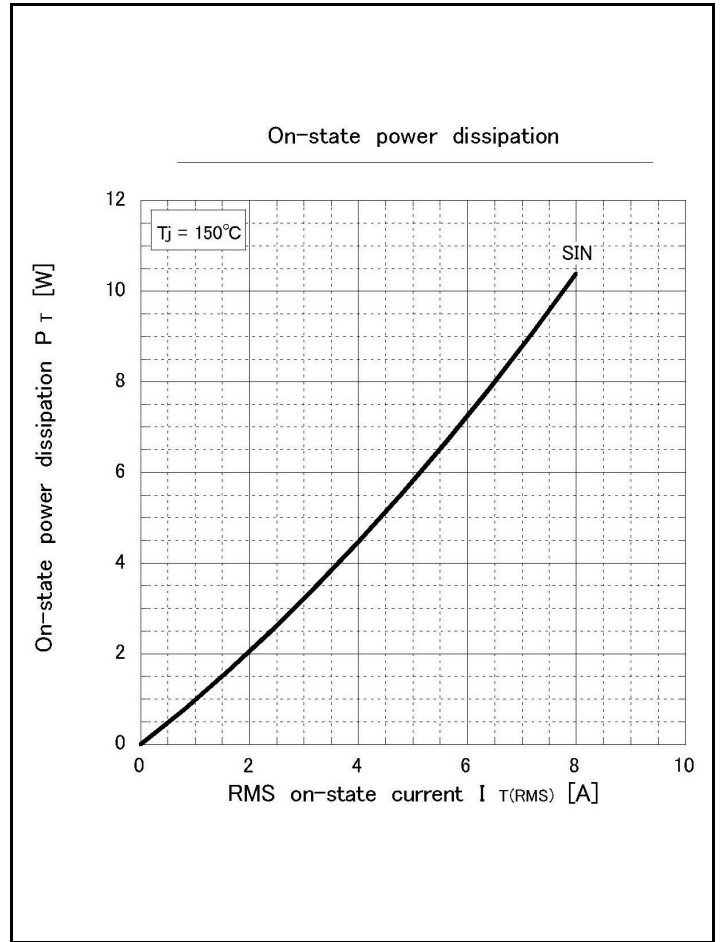
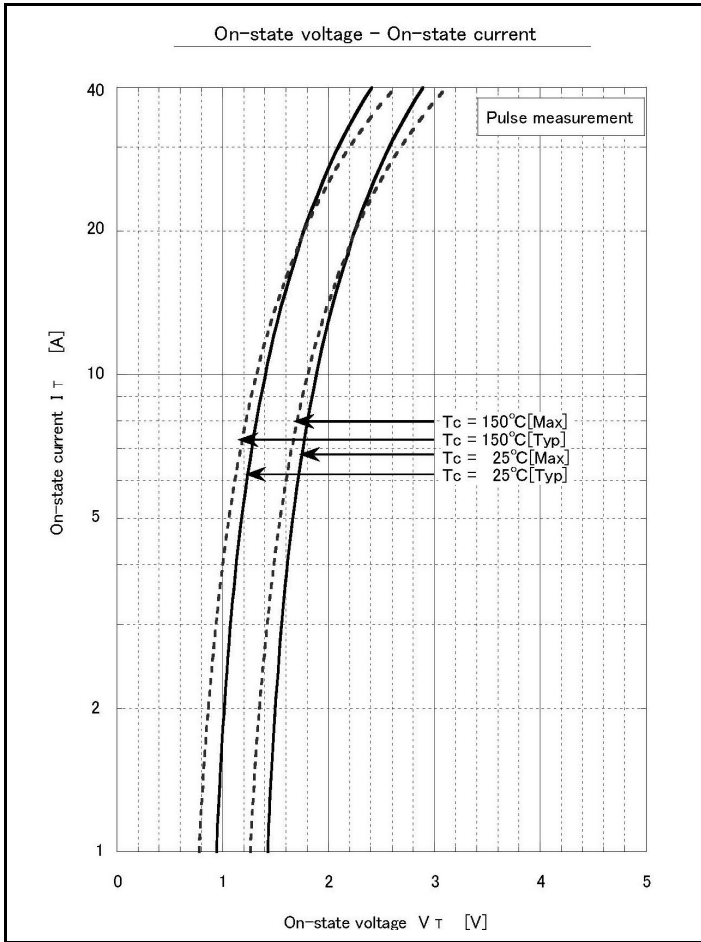
※ : See the original Specifications

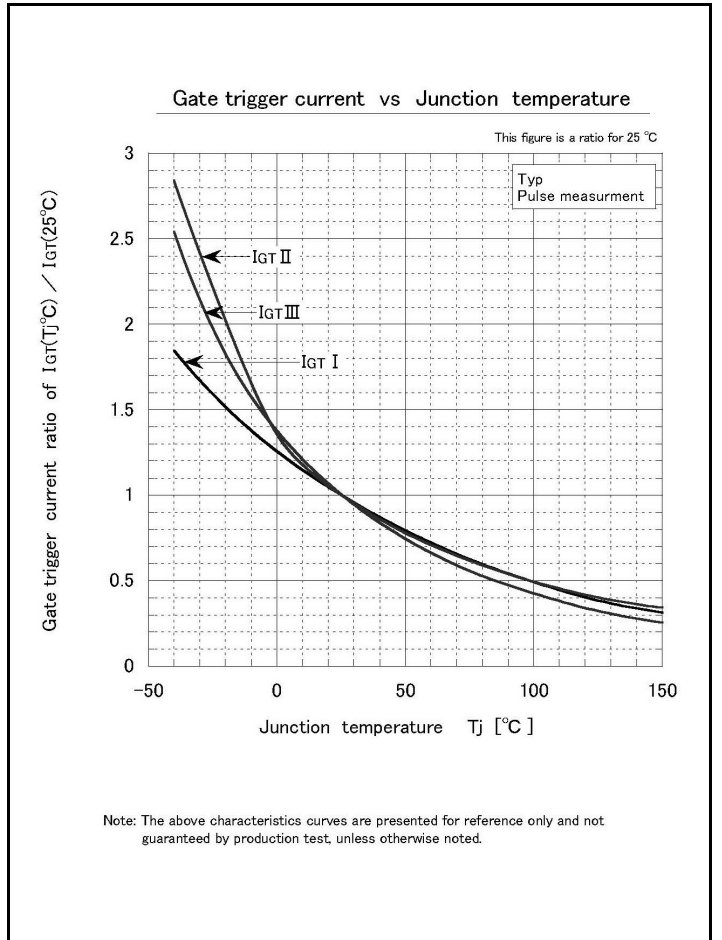
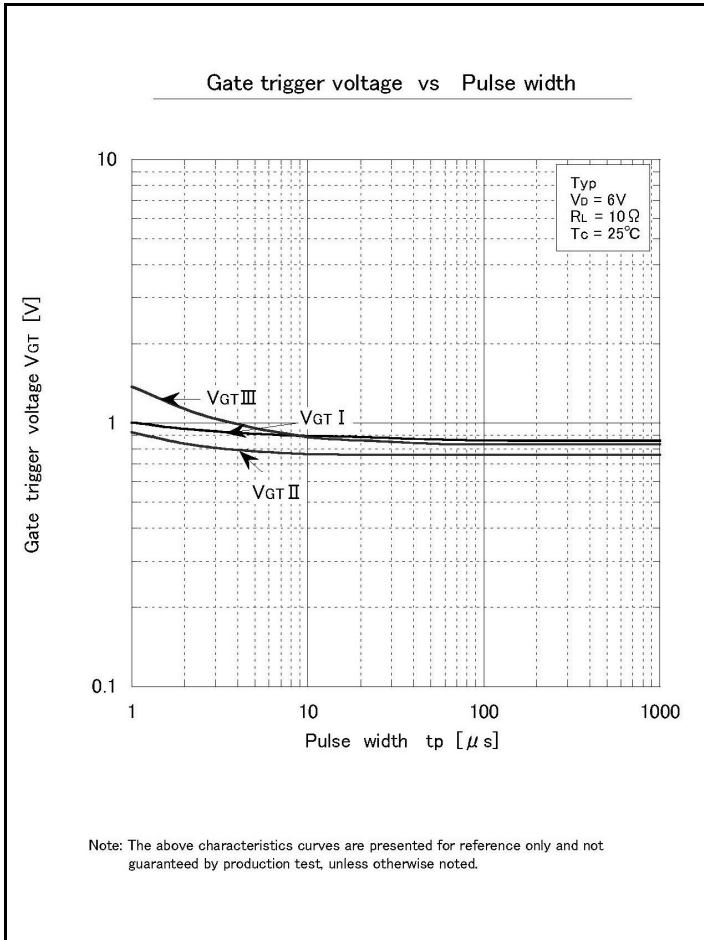
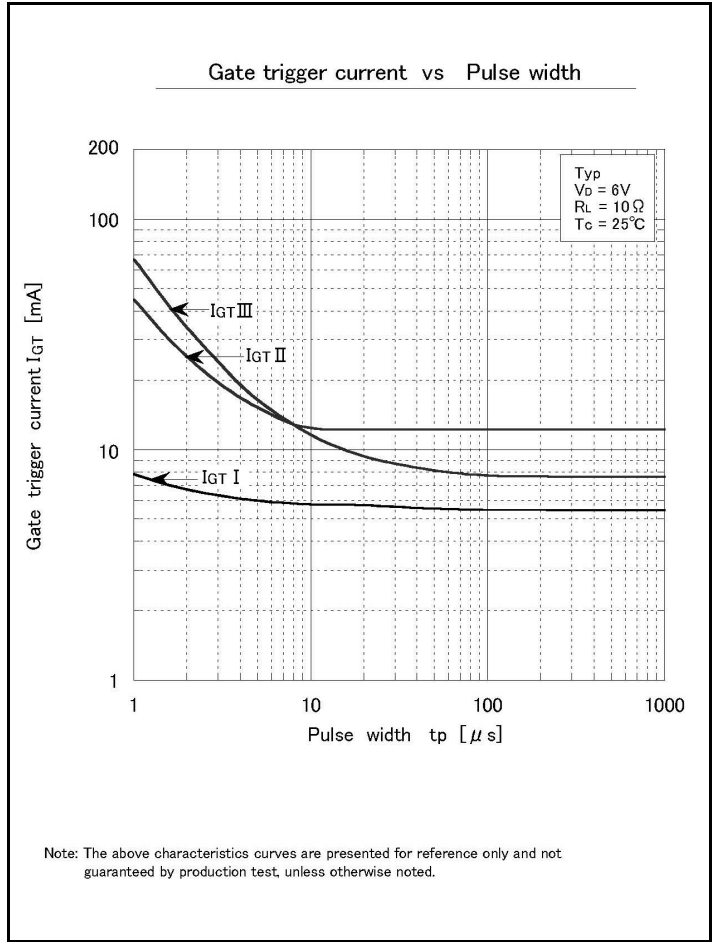
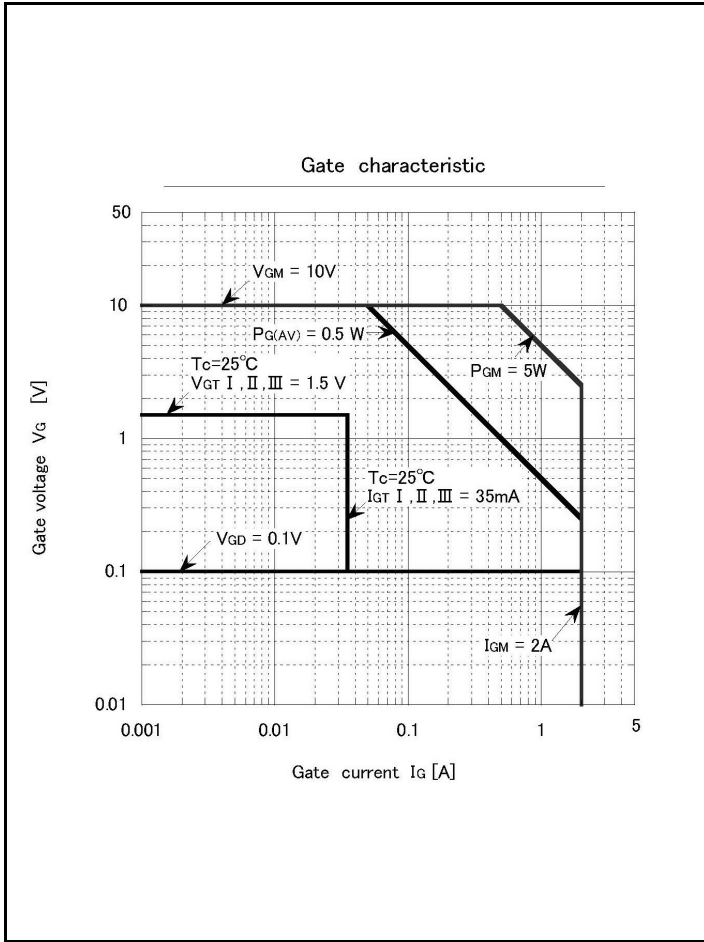
**Electrical Characteristics** (unless otherwise specified : T<sub>c</sub>=25°C)

Item	Symbol	Conditions	Ratings			Unit
			MIN	TYP	MAX	
Off-state current	I <sub>DRM</sub>	VD=800V, Pulse measurement			10	μA
On-state voltage	V <sub>TM</sub>	ITM=8A, Pulse measurement			1.8	V
Gate trigger voltage	V <sub>GTI</sub>	VD=6V, RL=10Ω, T1-, T2+, G+			1.5	V
Gate trigger voltage	V <sub>GTH</sub>	VD=6V, RL=10Ω, T1-, T2+, G-			1.5	V
Gate trigger voltage	V <sub>GTH</sub>	VD=6V, RL=10Ω, T1+, T2-, G-			1.5	V
Gate trigger voltage	V <sub>GTV</sub>	VD=6V, RL=10Ω, T1+, T2-, G+			- ※	V
Gate non-trigger voltage	V <sub>GD</sub>	T <sub>j</sub> =150°C, VD=1/2V <sub>DRM</sub>	0.1			V
Gate trigger current	I <sub>GTI</sub>	VD=6V, RL=10Ω, T1-, T2+, G+			35	mA
Gate trigger current	I <sub>GTH</sub>	VD=6V, RL=10Ω, T1-, T2+, G-			35	mA
Gate trigger current	I <sub>GTH</sub>	VD=6V, RL=10Ω, T1+, T2-, G-			35	mA
Gate trigger current	I <sub>GTV</sub>	VD=6V, RL=10Ω, T1+, T2-, G+			- ※	mA
Latching current	I <sub>LI</sub>	IG=0.1A, T1-, T2+, G+			100	mA
Latching current	I <sub>LII</sub>	IG=0.1A, T1-, T2+, G-			100	mA
Latching current	I <sub>LIII</sub>	IG=0.1A, T1+, T2-, G-			100	mA
Latching current	I <sub>LIV</sub>	IG=0.1A, T1+, T2-, G+			- ※	mA
Holding current	I <sub>H</sub>	IT=1A			100	mA
Critical rate of rise of off-state voltage	dv/dt	T <sub>j</sub> =150°C, VD=2/3V <sub>DRM</sub>	100			V/μs
Critical rate of rise of commutating voltage	(dv/dt) <sub>c</sub>	T <sub>j</sub> =150°C, VD=2/3V <sub>DRM</sub> , (di/dt) <sub>c</sub> =-2.5A/ms	1			V/μs
Thermal resistance	R <sub>th(j-c)</sub>	Junction to case with heatsink			2.29	°C/W

※ :See the original Specifications

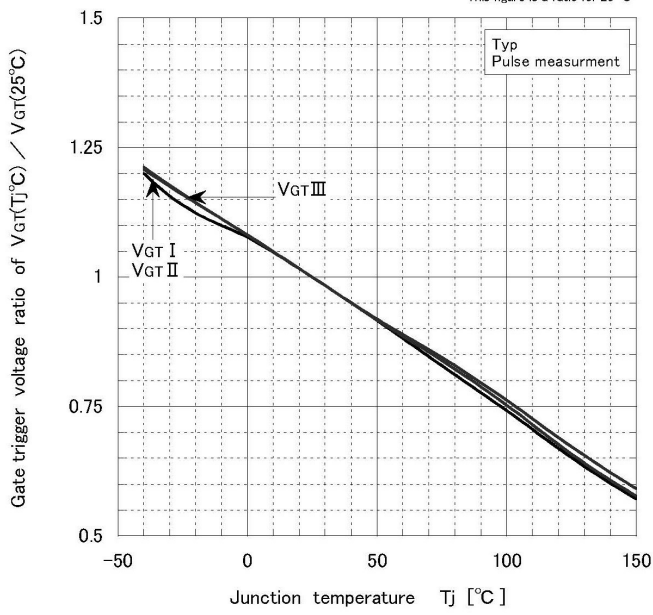
# CHARACTERISTIC DIAGRAMS





### Gate trigger voltage vs Junction temperature

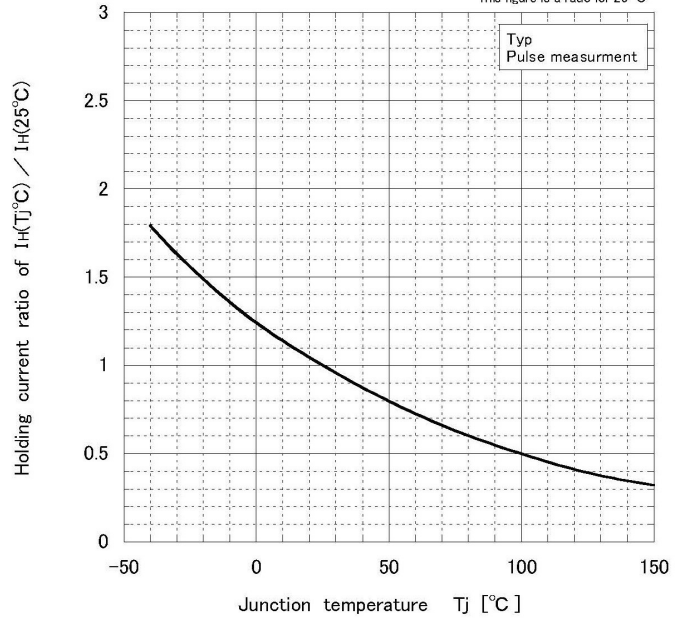
This figure is a ratio for 25 °C



Note: The above characteristics curves are presented for reference only and not guaranteed by production test, unless otherwise noted.

### Holding current vs Junction temperature

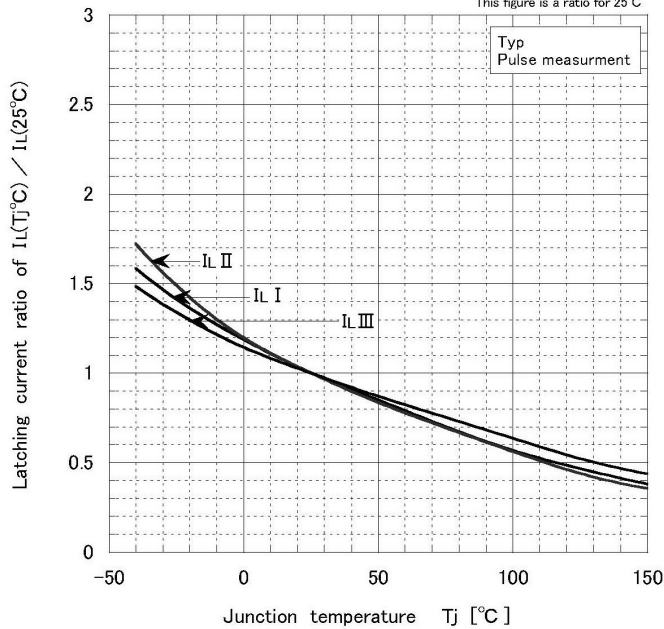
This figure is a ratio for 25 °C



Note: The above characteristics curves are presented for reference only and not guaranteed by production test, unless otherwise noted.

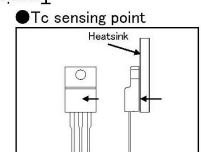
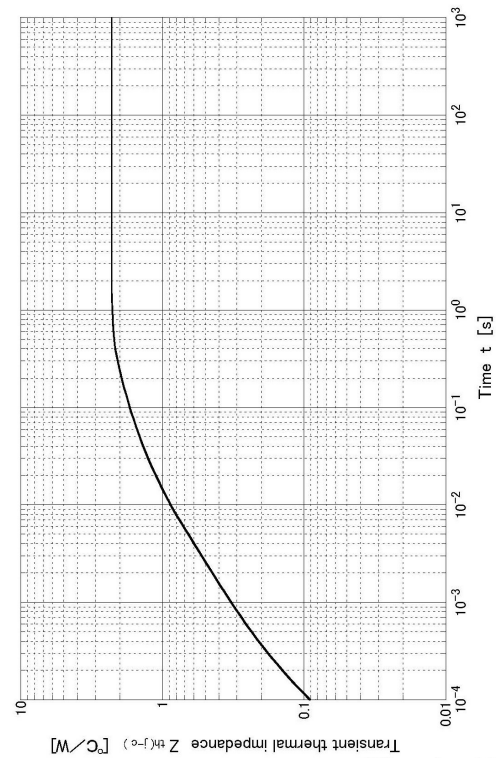
### Latching current vs Junction temperature

This figure is a ratio for 25 °C



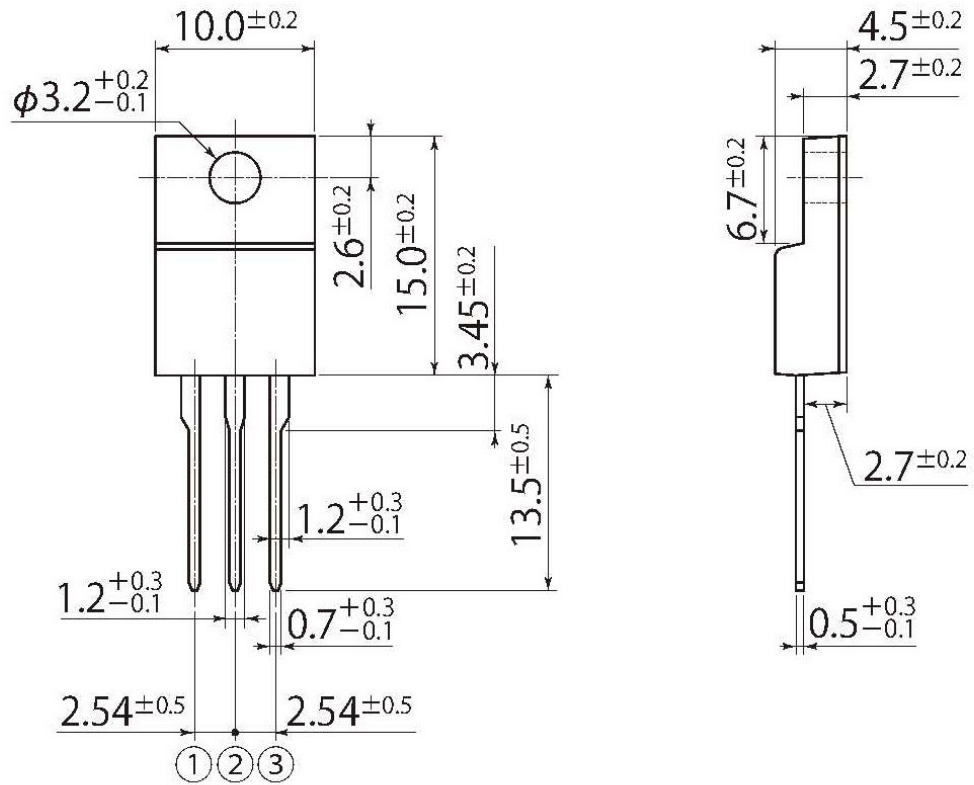
Note: The above characteristics curves are presented for reference only and not guaranteed by production test, unless otherwise noted.

### Transient thermal impedance



J8

JEDEC Code	-
JEITA Code	SC-91
House Name	FTO-220AG(3pin)



## Notes

1. If you wish to use any such product, please be sure to refer to the specifications issued by Shindengen.
2. All products described or contained herein are designed with a quality level intended for use in standard applications requiring an ordinary level of reliability. If these products are to be used in equipment or devices for special or specific applications requiring an extremely high grade of quality or reliability in which failures or malfunctions of products may directly affect human life or health, a local Shindengen office must be contacted in advance to confirm that the intended use of the product is appropriate. Shindengen products are grouped into the following three applications according to the quality grade.
  - 【Standard applications】  
Computers, office automation and other office equipment, communication terminals, test and measurement equipment, audio/visual equipment, amusement equipment, consumer electronics, machine tools, personal electronic equipment, industrial equipment, etc.
  - 【Special applications】  
Transportation equipment (vehicles, ships, etc.), trunk-line communication equipment, traffic signal control systems, anti-disaster/crime systems, safety equipment, medical equipment, etc.
  - 【Specific applications】  
Nuclear reactor control systems, aircraft, aerospace equipment, submarine repeaters, life support equipment and systems, etc.
3. Although Shindengen continuously endeavors to enhance the quality and reliability of its products, customers are advised to consider and take safety measures in their design, such as redundancy, fire containment and anti-failure, so that personal injury, fires, or societal damages can be prevented.
4. Please note that all information described or contained herein is subject to change without notice due to product upgrades and other reasons. When buying Shindengen products, please contact the Company's offices or distributors to obtain the latest information.
5. Shindengen shall not bear any responsibility with regards to damages or infringement of any third-party patent rights and other intellectual property rights incurred due to the use of information on this website.
6. The information and materials on this website neither warrant the use of Shindengen's or any third party's patent rights and other intellectual property rights, nor grant license to such rights.
7. In the event that any product described or contained herein falls under the category of strategic products controlled under the Foreign Exchange and Foreign Trade Control Law of Japan, exporting of such products shall require an export license from the Japanese government in accordance with the above law.
8. No reprinting or reproduction of the materials on this website, either in whole or in part, is permitted without proper authorization from Shindengen.