

Self Diagnosis
Supported model

SERVICE MANUAL

WAX2F CHASSIS

<i>MODEL</i>	<i>COMMANDER</i>	<i>DEST</i>	<i>MODEL</i>	<i>COMMANDER</i>	<i>DEST</i>
<i>KDL-40W2000</i>	<i>RM-ED008</i>	<i>AEP</i>	<i>KDL-40W2000</i>	<i>RM-ED008</i>	<i>UK</i>
<i>KDL-46W2000</i>	<i>RM-ED008</i>	<i>AEP</i>	<i>KDL-46W2000</i>	<i>RM-ED008</i>	<i>UK</i>



KDL-40W2000 / KDL-46W2000



RM-ED008

FLAT PANEL COLOR TV
SONY®

TABLE OF CONTENTS

Section	Title	Page	Section	Title	Page
	Caution	3	3-6.	Board Replacement	29
	Specifications	4	3-6-1.	AE Board Replacement	29
	Connectors	6	3-6-2.	BE Board Replacement	29
	Self Diagnosis	7			
1.	GENERAL	8	4.	DIAGRAMS	
2.	DISASSEMBLY		4-1.	Block Diagrams(1)	30
2-1.	Rear Cover Removal	19		Block Diagrams(2)	31
2-2.	Stand Assy Removal	19		Block Diagrams(3)	32
2-3.	Vesa Bracket Removal	20		Block Diagrams(4)	33
2-4.	Loudspeaker Removal	20		Block Diagrams(5)	34
2-5.	AC Inlet Removal	21	4-2.	Circuit Board Location.....	34
2-6.	AE and TUE Board Removal	21	4-3.	Schematic Diagrams and Printed Wiring	
2-7.	BE and FEE Board Removal	22		Boards	34
2-8.	G2A Board Removal	22		AE Board Schematic Diagram	35
2-9.	H1E Board Removal	23		AE Printed Wiring Board	38
2-10.	H2E or H46 Board Removal	23		BE Board Schematic Diagram	40
2-11.	H3E Board Removal	24		BE Printed Wiring Board	51
2-12.	LCD Panel Removal	24		FEE Board Schematic Diagram	53
3.	SET-UP ADJUSTMENTS			FEE Printed Wiring Board	59
3-1.	How to enter Service Mode	25		G2A Board Schematic Diagram	60
3-2.	Signal Level Adjustment	25		G2A Printed Wiring Board	61
3-2-1.	Set up of AD calibration1 adjustment for terrestrialanalog	25		H1E Board Schematic Diagram	63
3-2-2.	Y signal calibration1 adjustment for terrestrialanalog	25		H1E Printed Wiring Board	64
3-2-3.	Set up of C signal calibration1 adjustment for terrestrialanalog	25		H2E Board Schematic Diagram (KDL-40W2000)	63
3-2-4.	C signal calibration1 adjustment for terrestrialanalog	26		H2E Printed Wiring Board (KDL-40W2000)	64
3-2-5.	Set up of AD calibration1 adjustment for video	26		H3E Board Schematic Diagram	63
3-2-6.	Y signal calibration1 adjustment for video	26		H3E Printed Wiring Board	64
3-2-7.	Set up of C signal calibration1 adjustment for video	26		H46 Board Schematic Diagram (KDL-46W2000)	65
3-2-8.	C signal calibration1 adjustment for video	26		H46 Printed Wiring Board (KDL-46W2000)	64
3-2-9.	Set up of AD calibration2 adjustment for video	26		TUE Schematic Diagram	65
3-2-10.	Y signal calibration2 adjustment for video	26		TUE Printed Wiring Board	67
3-2-11.	Set up of C signal calibration2 adjustment for video	27	4-4.	Semiconductors	68
3-2-12.	C signal calibration2 adjustment for video	27	5.	EXPLODED VIEWS	
3-3.	Gamma Adjustment	27	5-1.	Rear Cover and Stand Assembly	70
3-3-1.	Set up mode for Gamma Adjustment	27	5-2.	Speakers	71
3-3-2.	Set up Trident internal SG and brightness measurement	27	5-3.	Chassis	72
3-4.	White Balance Adjustment	27	5-4.	LCD Panel	73
3-4-1.	Set up mode for White Balance Adjustment	27	6.	ELECTRICAL PARTS LIST	74
3-4-2.	White Balance of colour temperature "Cool"	27			
3-4-3.	White Balance of colour temperature "Neutral"	28			
3-4-4.	White Balance of colour temperature "Warm1"	28			
3-4-5.	White Balance of colour temperature "Warm2"	29			
3-5.	Panel Replacement	29			

WARNING !!

AN ISOLATION TRANSFORMER SHOULD BE USED DURING ANY SERVICE WORK TO AVOID POSSIBLE SHOCK HAZARD DUE TO LIVE CHASSIS, THE CHASSIS OF THIS RECEIVER IS DIRECTLY CONNECTED TO THE POWER LINE.

SAFETY-RELATED COMPONENT WARNING !!

COMPONENTS IDENTIFIED BY SHADING AND MARKED Δ ON THE SCHEMATIC DIAGRAMS, EXPLODED VIEWS AND IN THE PARTS LIST ARE CRITICAL FOR SAFE OPERATION. REPLACE THESE COMPONENTS WITH SONY PARTS WHOSE PART NUMBERS APPEAR AS SHOWN IN THIS MANUAL OR IN SUPPLEMENTS PUBLISHED BY SONY.


CAUTION

Lead Free Soldered Boards

The circuit boards used in these models have been processed using Lead Free Solder. The boards are identified by the LF logo located close to the board designation e.g. F1, H1 etc [see examples]. The servicing of these boards requires special precautions to be taken as outlined below.



example 1



example 2



It is strongly recommended to use Lead Free Solder material in order to guarantee optimal quality of new solder joints. Lead Free Solder is available under the following part numbers :

Partnumber	Diameter	Remarks
7-640-005-19	0.3mm	0.25Kg
7-640-005-20	0.4mm	0.50Kg
7-640-005-21	0.5mm	0.50Kg
7-640-005-22	0.6mm	0.25Kg
7-640-005-23	0.8mm	1.00Kg
7-640-005-24	1.0mm	1.00Kg
7-640-005-25	1.2mm	1.00Kg
7-640-005-26	1.6mm	1.00Kg

Due to the higher melting point of Lead Free Solder the soldering iron tip temperature needs to be set to 370 degrees centigrade. This requires soldering equipment capable of accurate temperature control coupled with a good heat recovery characteristics.


For more information on the use of Lead Free Solder, please refer to <http://www.sony-training.com>

ITEM MODEL	Television System	Stereo System	Channel Coverage	Color System
E	B/G/H, D/K, I, L, DVB-T	GERMAN/NICAM Stereo	VHF : E02-E12 UHF : E21-E69 CATV : S01-S20 HYPER : S21-S41 D/K : R1-R12, R21-R69 L : F2-F10, B-Q, F21-F69 I : UHF B21-B69	PAL, SECAM NTSC 3.58/4.43 (VIDEO ONLY) MPEG-2 MP@ML
UT	IpDVB-	NICAM Stere	UHF : B21-B6	PAL, SECAM NTSC 3.58/4.43 (VIDEO ONLY) MPEG-2 MP@ML

Projected Picture Size	LCD(Liquid Crystal Display) Panel Approx 101.6cm (KDL-40W2000) Approx 116.8cm (KDL-46W2000).	Sound Output	
		Right and Left speaker Sub-woofer	2 x 10W (RMS)
Input/Output Terminals [REAR]		General Specifications	
1: 21-pin Euro connector (CENELEC standard)	Inputs for Audio and Video signals. Inputs for RGB. Outputs of TV Video and Audio signals.	Power Requirements	220 - 240V
		Power Consumption/ Standby	Approx 185W/0.3W (KDL-40W2000) Approx 225W/0.3W (KDL-46W2000)
2: 21-pin Euro connector (CENELEC standard)	Inputs for Audio and Video signals. Inputs for RGB. Outputs of Video and Audio signals (Selectable). SmartLink interface.	Dimensions	Approx 988x715x266mm (K DL-40W2000 with stand) Approx 988x665x105mm (KDL-40W2000 without stand) Approx 1120x805x334mm (K DL-46W2000 with stand) Approx 1120x755x118mm (KDL-46W2000 without stand)
		Weight	Approx 27.5kg (KDL-40W2000 with stand) Approx 23.0kg (KDL-40W2000 without stand) Approx 36.0kg (KDL-46W2000 with stand) Approx 30.0kg (KDL-46W2000 without stand)
Phono Jacks	Output Connectors variable for Audio Signals.	Supplied Accessories	RM-ED008 Remote Commander (1) IEC designated R06 battery (2) Mains Lead (1) Coaxial Lead (1) Cable Holder (1) Support Belt (1) and Screws (2) Stand (1) and Screws (4)
HDMI Inputs	HDMI Connectors.	Other Features	Wide viewing angle LCD Panel, DVB-T Tuner, Live colour creation, Highly integrated system- on-a-chip (Trident), HDMI input, PC input.
PC Input	15 Pin D-Sub Connector.		
CAM	Conditional Access Module		
Input/Output Terminals [SIDE]		Remote control system : Infrared control	
Headphone jack	Stereo mini jack	Power requirements	3V dc 2 batteries IEC designation R06 (size AA)
Audio input	Phono jacks		
Video input	Phono jack		
S Video input	4 pin mini DIN		
Design and specifications are subject to change without notice.			

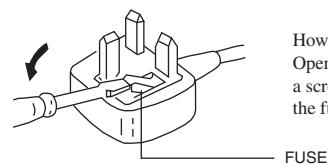
Model Name Item	KDL-40W2000 KDL-46W2000 (AEP)	KDL-40W2000 KDL-46W2000 (UK)
PAP	OFF	OFF
PAT	OFF	OFF
RGB Priority	ON	ON
Sub Woofer	OFF	OFF
Scart 1	ON	ON
Scart 2	ON	ON
Front in (6)	ON	ON
Projector	OFF	OFF
Norm B/G	ON	OFF
Norm I	ON	ON
Norm D/K	ON	OFF
Norm AUS	OFF	OFF
Norm L	ON	OFF
Norm SAT	OFF	OFF
Norm M	OFF	OFF
Teletext	ON	ON
Nicam Stereo	ON	ON

WARNING (UK Models only)

The flexible mains lead is supplied connected to **BS 1363** fused plug having a fuse of **10 AMP** rating. Should the fuse need to be replaced, use a **10 AMP FUSE** approved by ASTA to **BS 1362**, ie one that carries the  mark.

IF THE PLUG SUPPLIED WITH THIS APPLIANCE IS NOT SUITABLE FOR THE OUTLET SOCKETS IN YOUR HOME, IT SHOULD BE CUT OFF AND AN APPROPRIATE PLUG FITTED. THE PLUG SEVERED FROM THE MAINS LEAD MUST BE DESTROYED AS A PLUG WITH BARE WIRES IS DANGEROUS IF ENGAGED IN A LIVE SOCKET.

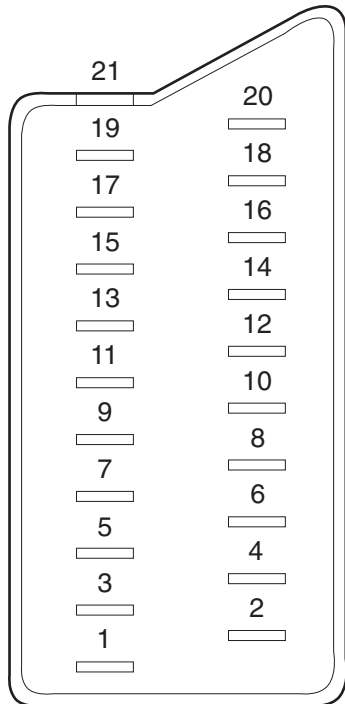
When an alternative type of plug is used, it should be fitted with a **10 AMP FUSE**, otherwise the circuit should be protected by a **10 AMP FUSE** at the distribution board.



How to replace the fuse.
Open the fuse compartment with a screwdriver blade and replace the fuse.

FUSE

21 pin connector



Pin No	1	2	Signal	Signal level
1	○	○	Audio output B (right)	Standard level : 0.5V rms Output impedance : Less than 1kohm*
2	○	○	Audio input B (right)	Standard level : 0.5V rms Output impedance : More than 10kohm*
3	○	○	Audio output A (left)	Standard level : 0.5V rms Output impedance : Less than 1kohm*
4	○	○	Ground (audio)	
5	○	○	Ground (blue)	
6	○	○	Audio input A (left)	Standard level : 0.5V rms Output impedance : More than 10kohm*
7	○	○	Blue input	0.7 +/- 3dB, 75 ohms positive
8	○	○	Function select (AV control)	High state (9.5-12V) : Part mode Low state (0-2V) : TV mode Input impedance : More than 10K ohms Input capacitance : Less than 2nF
9	○	○	Ground (green)	
10	●	○	AVlink	
11	○	○	Green	Green signal : 0.7 +/- 3dB, 75 ohms, positive
12	●	●	Open	
13	○	○	Ground (red)	
14	○	○	Ground (blanking)	
15	○	○	Red input	0.7 +/- 3dB, 75 ohms, positive
	-	-	(S signal Chroma input)	0.3 +/- 3dB, 75 ohms, positive
16	○	○	Blanking input (Y's signal)	High state (1-3V) Low state (0-0.4V) Input impedance : 75 ohms
17	○	○	Ground (video output)	
18	○	○	Ground (video input)	
19	○	○	Video output	1V +/- 3dB, 75ohms, positive sync 0.3V (-3+10dB)
20	○	○	Video input	1V +/- 3dB, 75ohms, positive sync 0.3V (-3+10dB)
	-	-	Video input Y (S signal)	1V +/- 3dB, 75ohms, positive sync 0.3V (-3+10dB)
21	○	○	Common ground (plug, shield)	

○ Connected ● Not Connected (open) * at 20Hz - 20kHz

Rear Connection Panel



Side Connection Panel



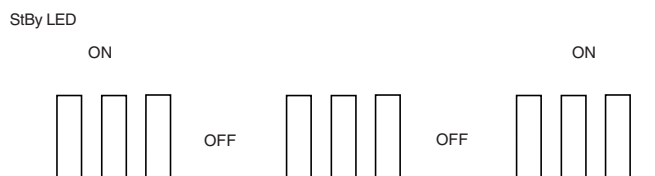
S-Video socket

S Video socket pin configuration		
Pin No	Signal	Signal Level
1	Ground	-
2	Ground	-
3	Y (S signal) input	1V +/- 3dB 75ohm, positive Sync. 0.3V -3 +10dB
4t	CBS (signal) inpu	0.3V +/- 3d 75ohm, positive Sync.

WAX2F SELF DIAGNOSTIC SOFTWARE

The identification of errors within the WAX2F chassis is triggered in one of two ways :- 1: Busy or 2: Device failure to respond to IIC. In the event of one of these situations arising the software will first try to release the bus if busy (Failure to do so will report with a continuous flashing LED) and then communicate with each device in turn to establish if a device is faulty. If a device is found to be faulty the relevant device number will be displayed through the LED (Series of flashes which must be counted).

Flash Timing Example : e.g. error number 3



LED Error Code

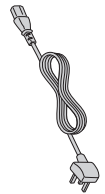
LED ERROR CODE	ERROR DESCRIPTION
1)	UNREG33V Supply Voltage Trouble (DCALERT3
2)	VD1.8, DE5V/6V Voltage Trouble (DCALERT2
3)	UNREG10.5V, PANEL5V Voltage Trouble (DCALERT1
4e	Backlight Troubl
5e	Main Supply Voltage Troubl
6e	Speaker Applied Voltage Troubl
7)	Monitor an Increase in Inside-Temperature (esp. on the panel side
8e	Trident IC Troubl
9)	DTT Trouble (Communications / BS_CS_PROT

SECTION 1 GENERAL

The operating instructions mentioned here are partial abstracts from the Operating Instruction Manual. The page numbers of the Operating Instruction Manual remain as in the manual.

1: Checking the accessories

- Remote RM-ED008 (1)
- Size AA batteries (R6 type) (2)
- Mains lead (Type BF) (1)



Coaxial cable (1)



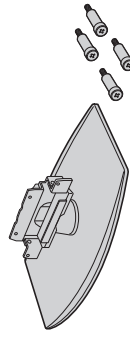
Cable holder (1)



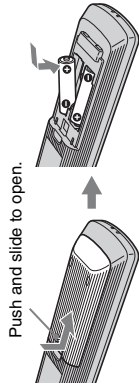
Support belt (1) and screws (2)



Stand (1) and screws (4)



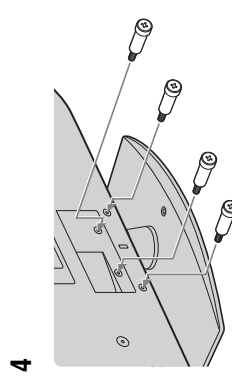
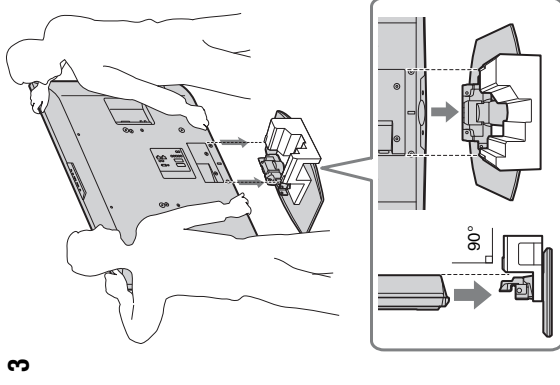
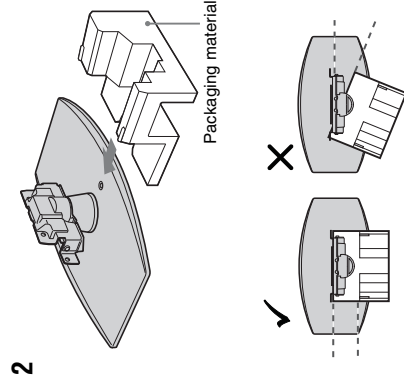
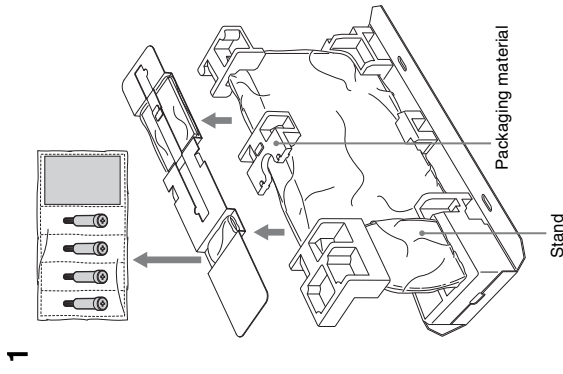
To insert batteries into the remote



Notes

- Observe the correct polarity when inserting batteries.
- Do not use different types of batteries together or mix old and new batteries.
- Dispose of batteries in an environmentally friendly way. Certain regions may regulate disposal of the battery. Please consult your local authority.
- Handle the remote control with care. Do not drop or step on it, or spill liquid of any kind onto it.
- Do not place the remote control in a location near a heat source, or in a place subject to direct sunlight, or in a damp room.

2: Attaching the stand

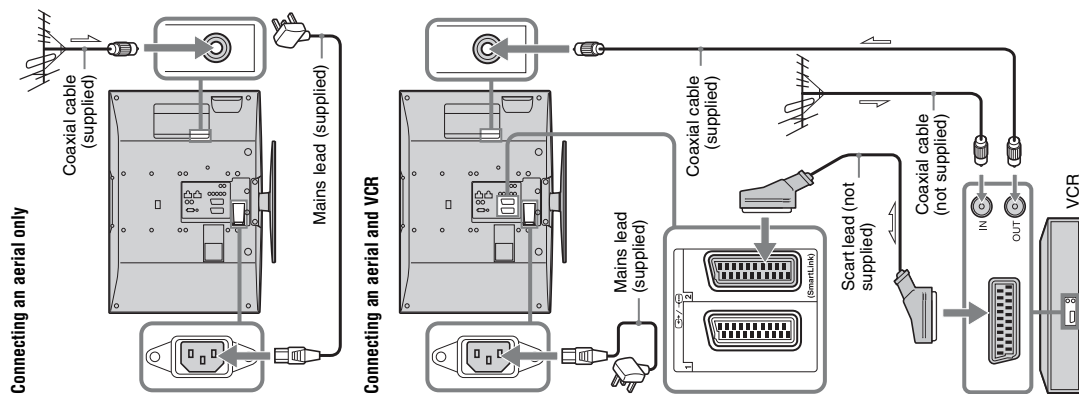


- 1 Take out the stand, screws, and packaging material to begin stand setup.
- 2 Set the packaging material as shown.
- 3 Place the TV directly to the stand as shown.
After placing the TV on the stand, remove the packaging material.
- 4 Fix the TV to the stand using the supplied screws.

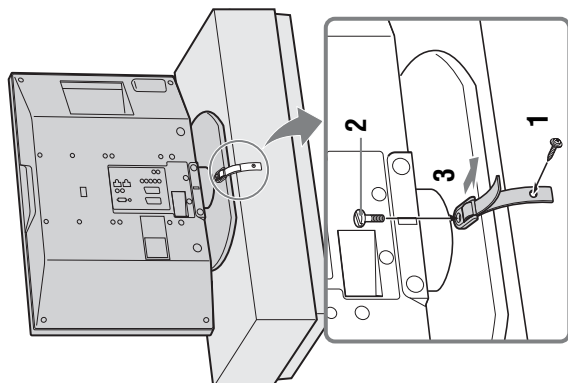
Notes

- This TV is very heavy, so two or more people should place the TV on the stand.
- If using an electric screwdriver, set the tightening torque at approximately 1.5 N·m (15 Kgf·cm).

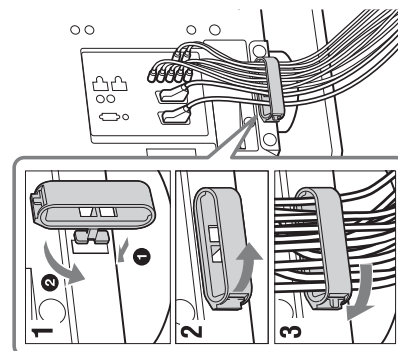
3: Connecting an aerial/ VCR



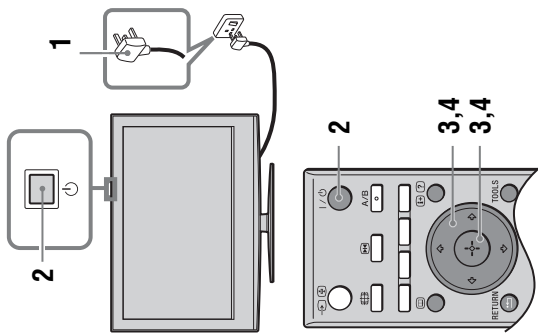
4: Preventing the TV from toppling over




5: Bundling the cables




6: Selecting the language and country/ region



3 Press **I/O**/**⏻**/**⏪**/**⏩** to select the language displayed on the menu screens, then press **⏻**.



4 Press **I/O**/**⏻** to select the country/region in which you will operate the TV, then press **⏻**.



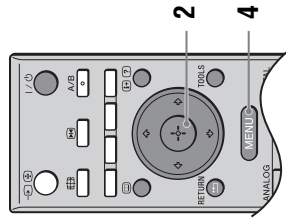
If the country/region in which you want to use the TV does not appear in the list, select “-” instead of a country/region. The message confirming the TV start auto-tuning appears on the screen, then go to “7: Auto-tuning the TV”.

1 Connect the TV to your mains socket (220-240V AC, 50Hz).

2 Press **I/O** on the TV (top side).
When you switch on the TV for the first time, the Language menu appears on the screen. When the TV is in standby mode (the **I/O** (standby) indicator on the TV (front) is red), press **I/O** on the remote to switch on the TV.

7: Auto-tuning the TV

The TV will now search for and store all available TV channels.



- 1 Before you start auto-tuning the TV, insert a pre-recorded tape into the VCR connected to the TV (page 6) and start play back.

The video channel will be located and stored on the TV during auto-tuning. If no VCR is connected to the TV, this procedure is not required. Go to step 2.

- 2 Press **↔** to select "OK", then press **⊕**.



The TV starts searching for all available digital channels, followed by all available analogue channels. This may take some time, please be patient and do not press any buttons on the TV or remote.

If a message appears for you to confirm the aerial connections

No digital or analogue channels were found. Check all the aerial connections and press **⊕** to start auto-tuning again.

- 3 When the Programme Sorting menu appears on the screen, follow the steps of "Programme Sorting" (page 32).

If you do not change the order in which the analogue channels are stored on the TV, go to step 4.

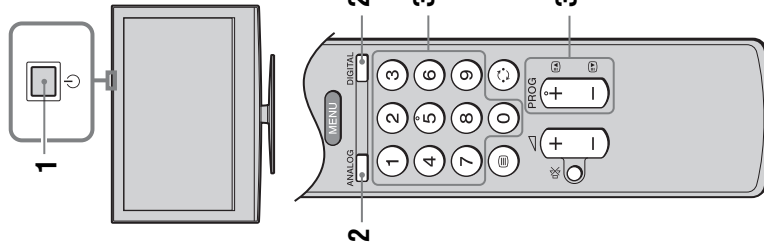
- 4 Press MENU to exit. The TV has now tuned in all the available channels.

Note

When a digital broadcast channel cannot be received, or when selecting a region in which there are no digital broadcasts in step 4 under "6: Selecting the language and country/region", the time must be set from "Clock Set" in the "Set-up" menu (page 29) after performing step 4.

Watching TV

Watching TV



- 1 Press **⏻** on the TV (top side) to switch on the TV.
When the TV is in standby mode (the **⏻** (standby) indicator on the TV (front) is red), press **I/⏻** on the remote to switch on the TV.
- 2 Press DIGITAL to switch to digital mode or ANALOG to switch to analogue mode.
The channels available vary depending on the mode.

- 3 Press the number buttons or PROG +/- to select a TV channel.
To select channel numbers 10 and above using the number buttons, enter the second and third digits within two seconds.

To select a digital channel using the Digital Electronic Programme Guide (EPG), see page 18.

In digital mode


An information banner appears briefly. The following icons may be indicated on the banner.

- : Interactive service is available (Digital Text)
- : Radio service
- : Scrambled/Subscription service
- : Multiple audio languages available
- : Subtitles available
- : Subtitles available for the hearing impaired
- : Recommended minimum age for current programme (from 4 to 18 years)
- : Parental Lock
- : Current programme is being recorded

Additional operations

To	Do this
Turn off the TV temporarily (Standby mode)	Press I/⏻ .
Turn on the TV from Standby mode without sound	Press ⊗ . Press ↔ +/- to set the volume level.
Turn off the TV	Press ⏻ on the TV (top side).
Adjust the volume	Press ↔ + (increase)/ - (decrease).
Mute the sound	Press ⊗ . Press again to restore.
Access the Programme index table (in analogue mode only)	Press ⊕ . To select an analogue channel, press ↔/⏻ , then press ⊕ . To access the Input signal index table, see page 21.

Checking the Digital Electronic Programme Guide (EPG) DV3*



- 1 In digital mode, press **[D]** to display the Digital Electronic Programme Guide (EPG).
- 2 Perform the desired operation, as shown in the following table.

Note
Programme information will only be displayed if the TV station is transmitting it.

Digital Electronic Programme Guide (EPG)

* This function may not be available in some countries.

To	Do this
Turn off the EPG	Press [D] .
Move through the EPG	Press [Left] / [Right] / [Up] / [Down] .
Watch a current programme	Press [Enter] while the current programme is selected.
Sort the programme information by category – Category list	<ol style="list-style-type: none"> 1 Press the blue button. 2 Press [Left]/[Right]/[Up]/[Down] to select a category. The category name is displayed on the side. The categories available include: “Favourite”; Contains all the channels that have been stored in the Favourite list (page 20). “All Categories”; Contains all available channels. Category name (e.g. “News”); Contains all channels corresponding to the selected category. 3 Press [Enter].
Set a programme to be recorded – Timer REC	<ol style="list-style-type: none"> 1 Press [Left]/[Right]/[Up]/[Down] to select the future programme you want to record. 2 Press [Enter]. 3 Press [Left]/[Right] to select “Timer REC”. 4 Press [Enter] to set the TV and your VCR timers. A [TV] symbol appears by that programme’s information. The [TV] indicator on the TV (front) lights up in orange.

Notes

- You can set VCR timer recording on the TV only for Smartlink compatible VCRs. If your VCR is not Smartlink compatible, a message will be displayed to remind you to set your VCR timer.
- Once a recording has begun, you can switch the TV to standby mode, but do not switch off the TV completely or the recording may be cancelled.
- If an age restriction for programmes has been selected, a message asking for pin code will appear on the screen. For more details refer to “Parental Lock” on page 36.

Viewing pictures from connected equipment

Switch on the connected equipment, then perform one of the following operation.

For equipment connected to the scart sockets using a fully-wired 21-pin scart lead (page 38)

Start playback on the connected equipment. The picture from the connected equipment appears on the screen.

For an auto-tuned VCR (page 8)

In analogue mode, press PROG +/-, or the number buttons, to select the video channel.

For other connected equipment (page 37)

Press **[Left]**/**[Right]** repeatedly until the correct input symbol (see below) appears on the screen.

On screen display	Labels of input jacks
[AV1/2] or [AV1/2]	[AV1/2] or [AV1/2]
[AV3]	[Y, Pb/Cb, Pr/Cr] and [3 (L, R)]
[AV4]	HDMI IN 4 and HDMI IN 4 [L, R]
[AV5]	HDMI IN 5
[S-VIDEO] or [AV6]	[S-VIDEO] or [6] , and [6 (L (MONO), R)]
[PC]	PC [PC] and PC [PC]

Additional operations

To	Do this
Return to normal TV mode	Press DIGITAL or ANALOG.
Access the Input signal index table (except for PC video analogue mode, input signal)	Press [Enter] to access the Input signal index table. (Then, only in analogue mode, press [Left] .) To select an input source, press [Up] / [Down] , then press [Enter] .

Using the Tools menu

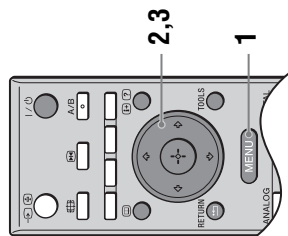
Press TOOLS to display the following options when viewing pictures from connected equipment other than PC.

Options	Description
Close	Closes the Tools menu.
Power Saving	See page 29.
Picture Mode	See page 23.
Sound Mode	See page 25.
Auto Clock Set (in analogue mode only)	Allows you to switch to digital mode and obtain the time.
Sleep Timer	See page 28.
Volume	Adjusts the volume of the headphones.

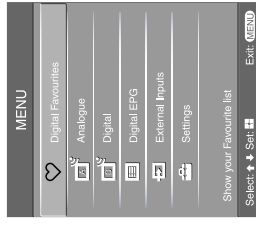
Using MENU Functions

Navigating through menus

"MENU" allows you to enjoy various convenient features of this TV. You can easily select channels or inputs sources and change the settings for your TV.

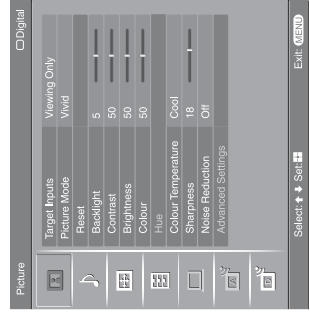


1 Press MENU to display the menu.



Icon	Description
	Digital Favourites Displays the Favourite list. For details about settings, see page 20.
	Analogue Returns to the last viewed analogue channel.
	Digital Returns to the last viewed digital channel.

Picture menu



You can select the options listed below on the Picture menu.

- 1 Press \uparrow/\downarrow to select "Settings" on MENU, then press \rightarrow .
- 2 Press \uparrow/\downarrow to select a menu icon, then press \rightarrow .
- 3 Press $\uparrow/\downarrow/\leftarrow/\rightarrow$ to select an option.

Target Inputs

Selects whether to apply settings made in the Picture menu to all inputs, or only to the input currently being watched.
 "All": Applies settings to all inputs.
 "Viewing Only": Applies settings only to the current input.

Picture Mode

Selects the picture mode except for PC input source.
 "Vivid": For enhanced picture contrast and sharpness.
 "Standard": For standard picture. Recommended for home entertainment.
 "Custom": Allows you to store your preferred settings.

Display Mode

Selects the display mode for PC input source.
 "Video": For video images.
 "Text": For text, charts or tables.

Reset

Resets all picture settings except "Target Inputs", "Picture Mode" and "Display Mode" to the factory settings.

Backlight

Adjusts the brightness of the backlight.
Tip
 "Backlight" is not available when you set "Power Saving" to "High" (page 29).

Contrast

Increases or decreases picture contrast.

Brightness

Brightens or darkens the picture.

Colour

Increases or decreases colour intensity.

Hue

Increases or decreases the green tones and red tones.
Tip
 "Hue" can only be adjusted for an NTSC colour signal (e.g., U.S.A. video tapes).

Icon

Digital EPG
 Displays the Digital Electronic Programme Guide (EPG).
 For details about settings, see page 18.

External Inputs
 Selects equipment connected to your TV.
 • To watch the desired external input, select the input source, then press \rightarrow .
 • To assign a label to an external input, select "Edit AV Labels", then see page 28.


Settings
 Displays the Settings menu where most of the advanced settings and adjustments are performed.
 For details about settings, see page 23 to 36.

Note
 The options you can adjust vary depending on the situation. Unavailable options are greyed out or not displayed.

2 Press \uparrow/\downarrow to select an option.

3 Press \rightarrow to confirm a selected option.
 To exit the menu, press MENU.

Sound menu



You can select the options listed below on the Sound menu. To select options in "Settings", refer to "Picture menu" (page 23).

Target Inputs

Selects whether to apply settings made in the Sound menu to all inputs, or only to the input currently being watched.
 "All": Applies settings to all inputs.
 "Viewing Only": Applies settings only to the current input.

Sound Mode

Selects the sound mode.
 "Dynamic": Enhances treble and bass.
 "Standard": For standard sound. Recommended for home entertainment.
 "Custom": Flat response. Also allows you to store your preferred settings.

Reset

Resets the sound settings except "Sound Mode", "Dual Sound" and "Speaker Link" to the factory settings.

Treble

Adjusts higher-pitched sounds.

Bass

Adjusts lower-pitched sounds.

Balance

Emphasizes left or right speaker balance.

Auto Volume

Keeps a constant volume level even when volume level gaps occur (e.g., adverts tend to be louder than programmes).

Volume Offset

Adjusts the volume level of the current input relative to other inputs, when "Target Inputs" is set to "Viewing Only".

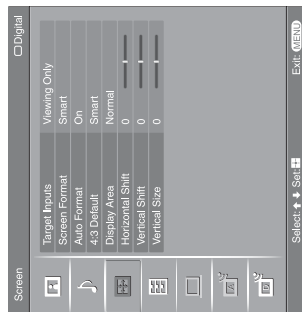
Surround

Selects the surround mode.
 "TruSurround XT": For surround sound (for stereo programmes only).
 "Simulated Stereo": Adds a surround-like effect to mono programs.
 "Off": For normal stereo or mono reception.

BBE

Gives sound more impact by compensating for phase effects in speakers using the "BBE High Definition Sound System".

Screen menu



You can select the options listed below on the Screen menu. To select options in "Settings", refer to "Picture menu" (page 23).

Target Inputs

Selects whether to apply settings made in the Screen menu to all inputs, or only to the input currently being watched.
 "All": Applies settings to all inputs.
 "Viewing Only": Applies settings only to the current input.

Screen Format

For details about the screen format, see "To change the screen format manually to suit the broadcast" (page 16).

Auto Format

Automatically changes the screen format according to the broadcast signal. To keep your setting, select "Off".

Tips

- Even if you have selected "On" or "Off" in "Auto Format", you can always modify the format of the screen by pressing **⏏** repeatedly.
- "Auto Format" is available for PAL and SECAM signals only.

4:3 Default

Selects the default screen format for use with 4:3 broadcasts.
 "Smart": Displays conventional 4:3 broadcasts with an imitation wide screen effect.
 "4:3": Displays conventional 4:3 broadcasts in the correct proportions.
 "Off": Keeps the current "Screen Format" setting when the channel or input is changed.

Tip

This option is available only if "Auto Format" is set to "On".

Display Area

Adjusts the screen area displaying the picture.
 "Full Pixel": Displays the picture for 1080i or 1080p sources in the original size when parts of the picture are cut off.
 "Normal": Displays the picture in the original size.
 "1"/"2": Enlarges the picture to hide the edge of the picture.

Horizontal Shift

Adjusts the horizontal position of the picture.

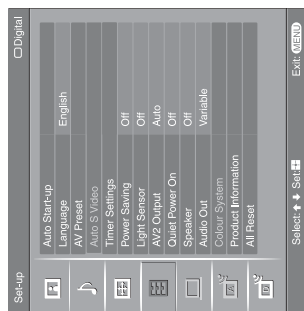
Vertical Shift

Adjusts the vertical position of the picture when the screen format is set to "Smart", "Zoom" or "14:9".

Vertical Size

Adjusts the vertical size of the picture when the screen format is set to "Smart", "Zoom" or "14:9".

Set-up menu



You can select the options listed below on the Set-up menu. To select options in "Settings", refer to "Picture menu" (page 23).

Auto Start-up

Starts the "first time operation menu" to select the language and country/region, and tune in all available digital and analogue channels. Usually, you do not need to do this operation because the language and country/region will have been selected and channels already tuned when the TV was first installed (page 7, 8). However, this option allows you to repeat the process (e.g., to return the TV after moving house, or to search for new channels that have been launched by broadcasters).

Language

Selects the language in which the menus are displayed.

AV Preset

Assigns a name to any equipment connected to the side and rear sockets. The name will be displayed briefly on the screen when the equipment is selected. You can skip an input source that is not necessary.

- 1 Press \leftarrow/\rightarrow to select the desired input source, then press \odot .
- 2 Press \leftarrow/\rightarrow to select the desired option below, then press \odot .

Equipment labels: Uses one of the preset labels to assign a name to connected equipment.

"Edit": Creates your own label. Follow steps 2 to 4 of "Programme Labels" (page 32).

"Skip": Skips an unnecessary input source when you press \leftarrow to select the input source.

Auto S Video

Selects the input signal from S video sockets S-Video when S-Video/6 sockets are both connected.

Timer Settings

Sets the timer to turn on/off the TV.

Sleep Timer

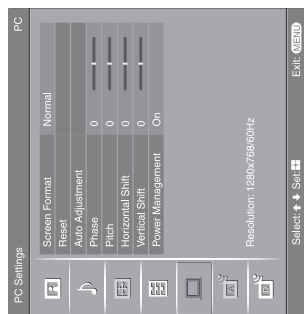
Sets a period of time after which the TV automatically switches itself into standby mode.

When the Sleep Timer is activated, the \odot (Timer) indicator on the TV (front) lights up in orange.

Tips

- If you switch off the TV and switch it on again, "Sleep Timer" is reset to "Off".
- "TV will soon turn off by Sleep Timer" appears on the screen one minute before the TV switches to standby mode.

PC Settings menu



You can select the options listed below on the PC Settings menu. To select options in "Settings", refer to "Picture menu" (page 23).

Screen Format

Selects a screen format for displaying input from your PC.

"Normal": Displays the picture in its original size.

"Full1": Enlarges the picture to fill the display area, keeping its original horizontal-to-vertical aspect ratio.

"Full2": Enlarges the picture to fill the display area.

Reset

Resets the PC settings except "Screen Format" and "Power Management" to the factory settings.

Auto Adjustment

Automatically adjusts the display position and phase of the picture when the TV receives an input signal from the connected PC.

Tip

Auto Adjustment may not work well with certain input signals. In such cases, manually adjust "Phase", "Pitch", "Horizontal Shift" and "Vertical Shift".

Phase

Adjusts the phase when the screen flickers.

Pitch

Adjusts the pitch when the picture has unwanted vertical stripes.

Horizontal Shift

Adjusts the horizontal position of the picture.

Vertical Shift

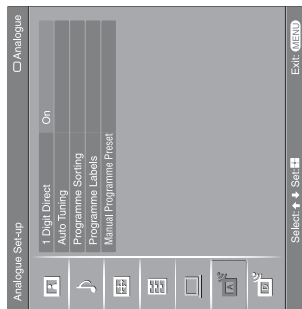
Adjusts the vertical position of the picture.

Power Management

Switches the TV to standby mode if no signal is received for 30 seconds.

Analogue Set-up menu (Analogue mode only)

You can change/set the analogue settings using the Analogue Set-up menu. To select options in "Settings", refer to "Picture menu" (page 23).



1 Digit Direct

When "1 Digit Direct" is set to "On", you can select an analogue channel using one preset number button (0 - 9) on the remote.

Note

When "1 Digit Direct" is set to "On", you cannot select channel numbers 10 and above entering two digits using the remote.

Auto Tuning

Tunes in all the available analogue channels.

Usually you do not need to do this operation because the channels are already tuned when the TV was first installed (page 8). However, this option allows you to repeat the process (e.g., to retune the TV after moving house, or to search for new channels that have been launched by broadcasters).

Programme Sorting

Changes the order in which the analogue channels are stored on the TV.

- 1 Press \uparrow/\downarrow to select the channel you want to move to a new position, then press \oplus .
- 2 Press \uparrow/\downarrow to select the new position for your channel, then press \oplus .

Programme Labels

Assigns a channel name of your choice up to five letters or numbers. The name will be displayed briefly on the screen when the channel is selected. (Names for channels are usually taken automatically from Analogue Text (if available).)

- 1 Press \uparrow/\downarrow to select the channel you want to name, then press \oplus .
- 2 Press \uparrow/\downarrow to select the desired letter or number (" " for a blank space), then press \leftarrow .

If you input a wrong character

Press \leftarrow/\rightarrow to select the wrong character. Then, press \uparrow/\downarrow to select the correct character.

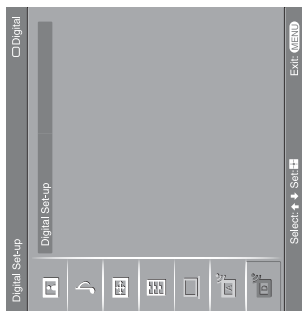
To delete all the characters

Select "Reset", then press \oplus .

- 3 Repeat the procedure in step 2 until the name is complete.
- 4 Select "OK", then press \oplus .

Digital Set-up menu DV3

You can change/set the digital settings using the Digital Set-up menu. Select "Digital Set-up" and press \oplus to display the following menus. To select options in "Settings", refer to "Picture menu" (page 23).



Digital Tuning

Displays the "Digital Tuning" menu.

Digital Auto Tuning

Tunes in all the available digital channels.

Usually you do not need to do this operation because the channels are already tuned when the TV was first installed (page 8). However, this option allows you to repeat the process (e.g., to retune the TV after moving house, or to search for new channels that have been launched by broadcasters).

Programme List Edit

Removes any unwanted digital channels stored on the TV, and changes the order of the digital channels stored on the TV.

- 1 Press \uparrow/\downarrow to select the channel you want to remove or move to a new position.
- 2 Press the number buttons to enter the three-digit programme number of the broadcast you want.
- 3 Press \leftarrow to select the channel you want to remove or move to a new position.
- 4 Press \oplus to confirm the deletion of the channel.
- 5 Press \uparrow/\downarrow to select the channel you want to move to a new position, then press \oplus .
- 6 Press \leftarrow to confirm the change of the channel's position.
- 7 Press \oplus to confirm the change of the channel's position.
- 8 Press \leftarrow to return to the "Digital Tuning" menu.

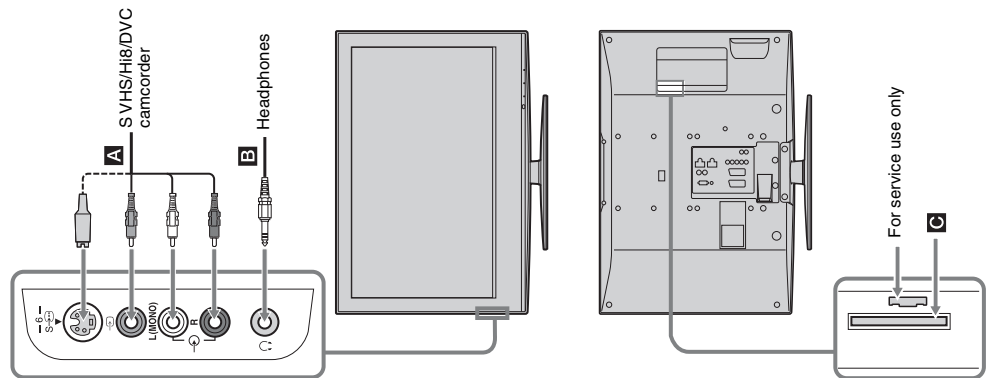
Repeat the procedure above to tune other channels manually.

Using Optional Equipment

Connecting optional equipment

You can connect a wide range of optional equipment to your TV. Connecting cables are not supplied.

Connecting to the TV (side)



To connect

S VHS/H8/DVC camcorder **A** Connect to the S video socket **S** → **A** or the composite video socket → **A**, and the audio L (MONO)/R sockets → **B**. To avoid picture noise, do not connect the camcorder to the video socket → **A** and the S video socket → **C** at the same time. If you connect mono equipment, connect to the L socket → **D**.

Headphones **B** Connect to the **L** socket to listen to sound from the TV on headphones.

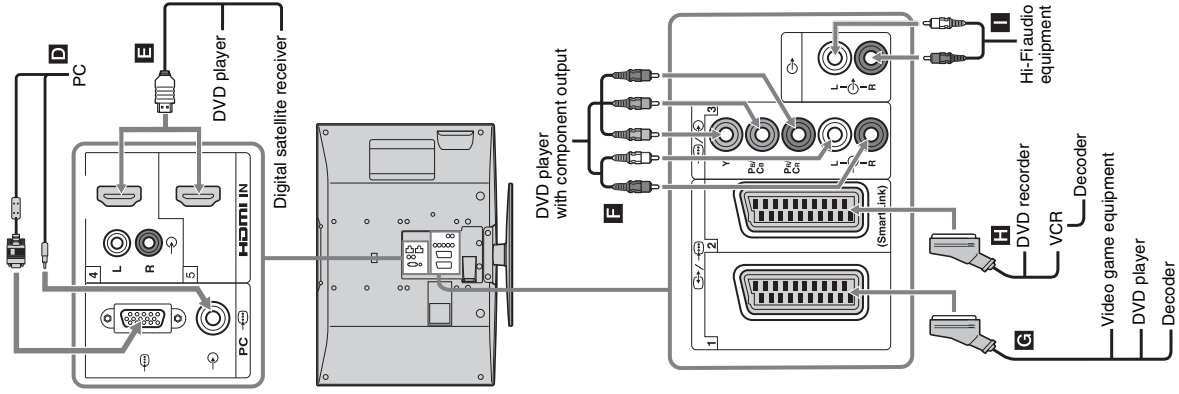
Conditional Access Module (CAM) **C** To use Pay Per View services. For details, refer to the instruction manual supplied with your CAM.

To use the CAM, remove the rubber cover from the CAM slot. Switch off the TV when inserting your CAM into the CAM slot. When you do not use the CAM, we recommend that you replace the cover on the CAM slot.

Note
CAM is not supported in all countries. Please check with your authorized dealer.

Continued

Connecting to the TV (rear)



To connect

PC **D** Connect to the PC socket → **D**. It is recommended to use a PC cable with ferrites.

Digital satellite receiver or DVD player **E** Connect to the HDMI IN 4 or 5 socket if the equipment has a HDMI socket. The digital video and audio signals are input from the equipment. If the equipment has a DVI socket, connect the DVI socket to the HDMI IN 4 socket through a DVI - HDMI adaptor interface (not supplied), and connect the equipment's audio out sockets to the audio in HDMI IN 4 sockets.

Notes

- The HDMI sockets only support the following video inputs: 480i, 480p, 576i, 576p, 720p, 1080i and 1080p. To connect a PC, please use the PC → **D** socket.
- Be sure to use only an HDMI cable that bears the HDMI logo.

DVD player with component output **F** Connect to the component video sockets and the audio L/R sockets → **F**.

Video game equipment, DVD player or decoder **G** Connect to the scart socket → **G**. When you connect the decoder, the scrambled signal from the TV tuner is output to the decoder; then the unscrambled signal is output from the decoder.

DVD recorder or VCR that supports SmartLink **H** Connect to the scart socket → **H**. SmartLink is a direct link between the TV and a VCR/DVD recorder.

Hi-Fi audio equipment **I** Connect to the audio output sockets → **I** to listen to the sound from the TV on Hi-Fi audio equipment.

Additional Information

Specifications

Display Unit

Power Requirements:
220-240 V AC, 50 Hz

Screen Size:
KDL-46W2000:

46 inches (Approx. 116.8 cm measured diagonally)
KDL-40W2000:
40 inches (Approx. 101.6 cm measured diagonally)

Display Resolution:
1,920 dots (horizontal) × 1,080 lines (vertical)

Power Consumption:
KDL-46W2000: 225 W
KDL-40W2000: 185 W

Standby Power Consumption:
0.3 W

Dimensions (w × h × d):
KDL-46W2000:

Approx. 1,120 × 805 × 334 mm (with stand)
Approx. 1,120 × 755 × 118 mm (without stand)

KDL-40W2000:

Approx. 988 × 715 × 266 mm (with stand)

Approx. 988 × 665 × 105 mm (without stand)

Mass:

KDL-46W2000:

Approx. 36.0 kg (with stand)

Approx. 30.0 kg (without stand)

KDL-40W2000:

Approx. 27.5 kg (with stand)

Approx. 23.0 kg (without stand)

Panel System

LCD (Liquid Crystal Display) Panel

TV System

Analogue: Depending on your country/region selection:
B/G/H, D/K, L, I

Digital:
DVB-T

Colour/Video System

Analogue: PAL, SECAM
NTSC 3.58, 4.43 (only Video In)

Digital:
MPEG-2 MP@ML

Aerial

75 ohm external terminal for VHF/UHF

Channel Coverage

Analogue: VHF: E2-E12
UHF: E21-E69

CATV: S1-S20

HYPERS: S21-S41

D/K: R1-R12, R21-R69

L: F2-F10, B-Q, F21-F69

I: UHF B21-B69

Digital: VHF/UHF

PC Input Signal Reference Chart

Signals	Horizontal (Pixel)	Vertical (Line)	Horizontal frequency (kHz)	Vertical frequency (Hz)	Standard
VGA	640	480	31.5	60	VGA
	640	480	37.5	75	VESA
	720	400	31.5	70	VGA-T
SVGA	800	600	37.9	60	VESA Guidelines
	800	600	46.9	75	VESA
XGA	1024	768	48.4	60	VESA Guidelines
	1024	768	56.5	70	VESA
	1024	768	60	75	VESA
WXGA	1280	768	47.4	60	VESA
	1280	768	47.8	60	VESA
	1360	768	47.7	60	VESA

- This TV's PC input does not support Sync on Green or Composite Sync.
- This TV's PC input does not support interlaced signals.
- For the best picture quality, it is recommended to use the signals (boldfaced) in the above chart with a 60 Hz vertical frequency from a personal computer. In plug and play, signals with a 60 Hz vertical frequency will be selected automatically.

Terminals



21-pin Scart connector (CENELEC standard) including audio/video input, RGB input, and TV audio/video output.



21-pin Scart connector (CENELEC standard) including audio/video input, RGB input, selectable audio/video output, and SmartLink interface.



Supported formats: 1080i, 1080p, 720p, 576p, 576i, 480p, 480i
Y: 1 Vp-p, 75 ohms, 0.3V negative sync
Pb/Cr: 0.7 Vp-p, 75 ohms
Pb/Cr: 0.7 Vp-p, 75 ohms



Audio input (phono jacks)
500 mVrms
Impedance: 47 kilohms



HDMI IN 4, 5

Video: 1080p, 1080i, 720p, 576p, 576i, 480p, 480i

Audio: Two channel linear PCM

32, 44.1 and 48 kHz, 16, 20 and 24 bits

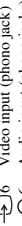
Analogue audio (phono jacks):

500 mVrms, Impedance 47 kilohms

(HDMI IN 4 only)



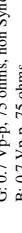
S-video input (4-pin mini DIN)



Video input (phono jack)



Audio input (phono jacks)



Audio output (phono jacks)



PC Input (D-sub 15-pin) (see page 41)

G: 0.7 Vp-p, 75 ohms, non Sync on Green

B: 0.7 Vp-p, 75 ohms

R: 0.7 Vp-p, 75 ohms

HD: 1.5 Vp-p

VD: 1.5 Vp-p

PC audio input (minijack)

Headphones jack

CAM (Conditional Access Module) slot

Sound Output

10 W + 10 W

Supplied Accessories

Refer to "I: Checking the accessories" on page 4.

Optional Accessories

- Wall-Mount Bracket SU-WL51



Design and specifications are subject to change without notice.

Troubleshooting

Check whether the  (standby) indicator is flashing in red.

When it is flashing

The self-diagnosis function is activated.

- Count how many  (standby) indicator flashes between each two second break. For example, the indicator flashes three times, then there is a two second break, followed by another three flashes, etc.
- Press  on the TV (Top side) to switch it off, disconnect the mains lead, and inform your dealer or Sony service centre of how the indicator flashes (number of flashes).




When it is not flashing

- Check the items in the tables below.
- If the problem still persists, have your TV serviced by qualified service personnel.


Picture

Problem Cause/Remedy

No picture (screen is dark) and no sound

- Check the aerial connection.
- Connect the TV to the mains, and press  on the TV (top side).
- If the  (standby) indicator lights up in red, press .

No picture or no menu information from equipment connected to the scart connector

- Check that the optional equipment is on and press  repeatedly until the correct input symbol is displayed on the screen.
- Check the connection between the optional equipment and the TV.

Double images or ghosting

- Check aerial/cable connections.
- Check the aerial location and direction.

Only snow and noise appear on the screen

- Check if the aerial is broken or bent.
- Check if the aerial has reached the end of its serviceable life (three to five years in normal use, one to two years at the seaside).

Distorted picture (dotted lines or stripes)

- Keep the TV away from electrical noise sources such as cars, motorcycles, hair-dryers or optical equipment.
- When installing optional equipment, leave some space between the optional equipment and the TV.
- Make sure that the aerial is connected using the supplied coaxial cable.
- Keep the aerial cable away from other connecting cables.

Picture noise when viewing a TV channel



- Select "Manual Programme Preset" in the "Analogue Set-up" menu and adjust "AFT" (Automatic Fine Tuning) to obtain better picture reception (page 33).

Some tiny black points and/or bright points on the screen

- The picture of a display unit is composed of pixels. Tiny black points and/or bright points (pixels) on the screen do not indicate a malfunction.

No colour on programmes



- Select "Reset" in the "Picture" menu to return to the factory settings (page 23).

No colour or irregular colour when viewing a signal from the Y, Pb/Cb, Pr/Cr jacks of  3, Y, Pb/Cb, Pr/Cr jacks of  3 are firmly seated in their respective sockets.

Sound

Problem Cause/Remedy

No sound, but good picture

- Press  +/- or  (Mute).
- Check that "Speaker" is set to "On" in the "Set-up" menu (page 29).

Noisy sound

- See the "Picture noise" causes/remedies on page 42.

Channels

Problem Cause/Remedy

The desired channel cannot be selected

- Switch between digital and analogue mode and select the desired digital/analogue channel.

Some channels are blank

- Scrambled/Subscription only channel. Subscribe to the Pay Per View service.
- Channel is used only for data (no picture or sound).
- Contact the broadcaster for transmission details.

Digital channel is not displayed

- Contact a local installer to find out if digital transmissions are provided in your area.
- Upgrade to a higher gain aerial.

General

Problem Cause/Remedy

The TV turns off automatically (the TV enters standby mode)

- Check if the "Sleep Timer" is activated, or confirm the "Duration" setting of "On Timer" (page 28).
- If no signal is received and no operation is performed in the TV mode for 10 minutes, the TV automatically switches to standby mode.

The TV turns on automatically

- Check if the "On Timer" is activated (page 29).

Some input sources cannot be selected

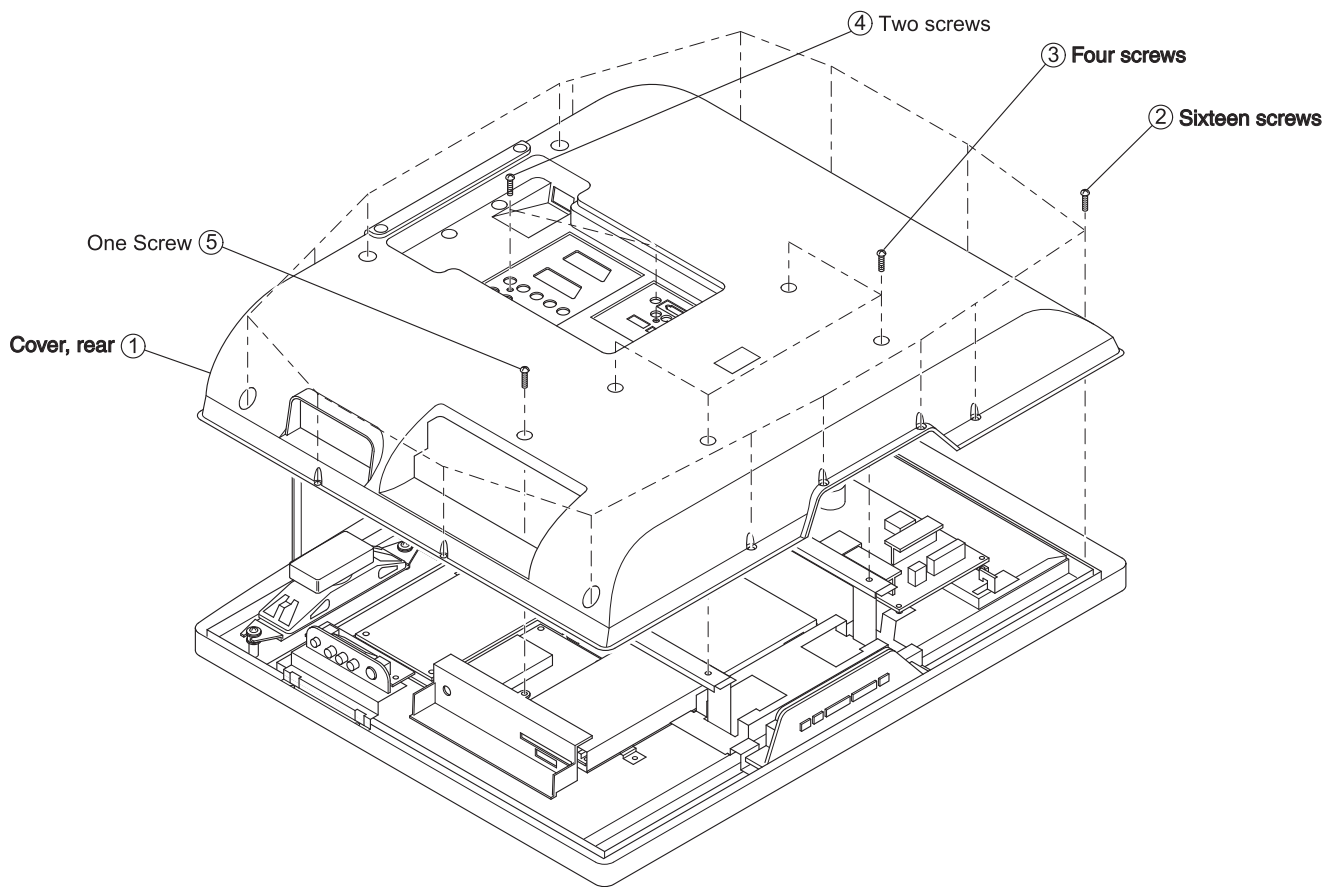
- Select "AV Preset" in the "Set-up" menu and cancel "Skip" of the input source (page 28).

The remote does not function

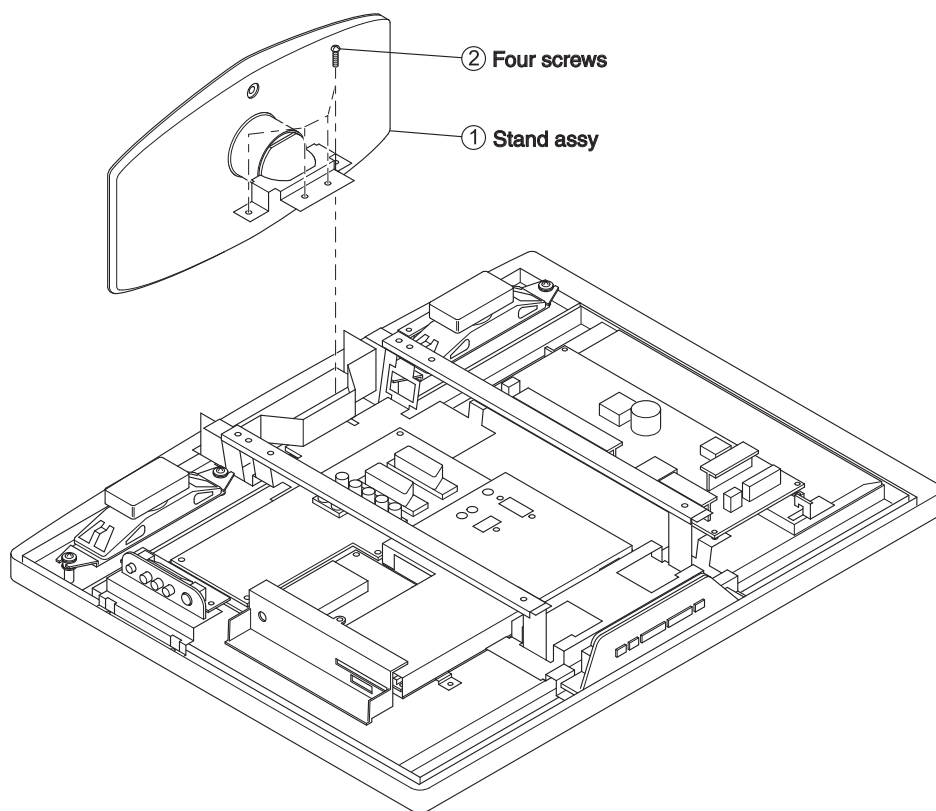
- Replace the batteries.

SECTION 2 DISASSEMBLY

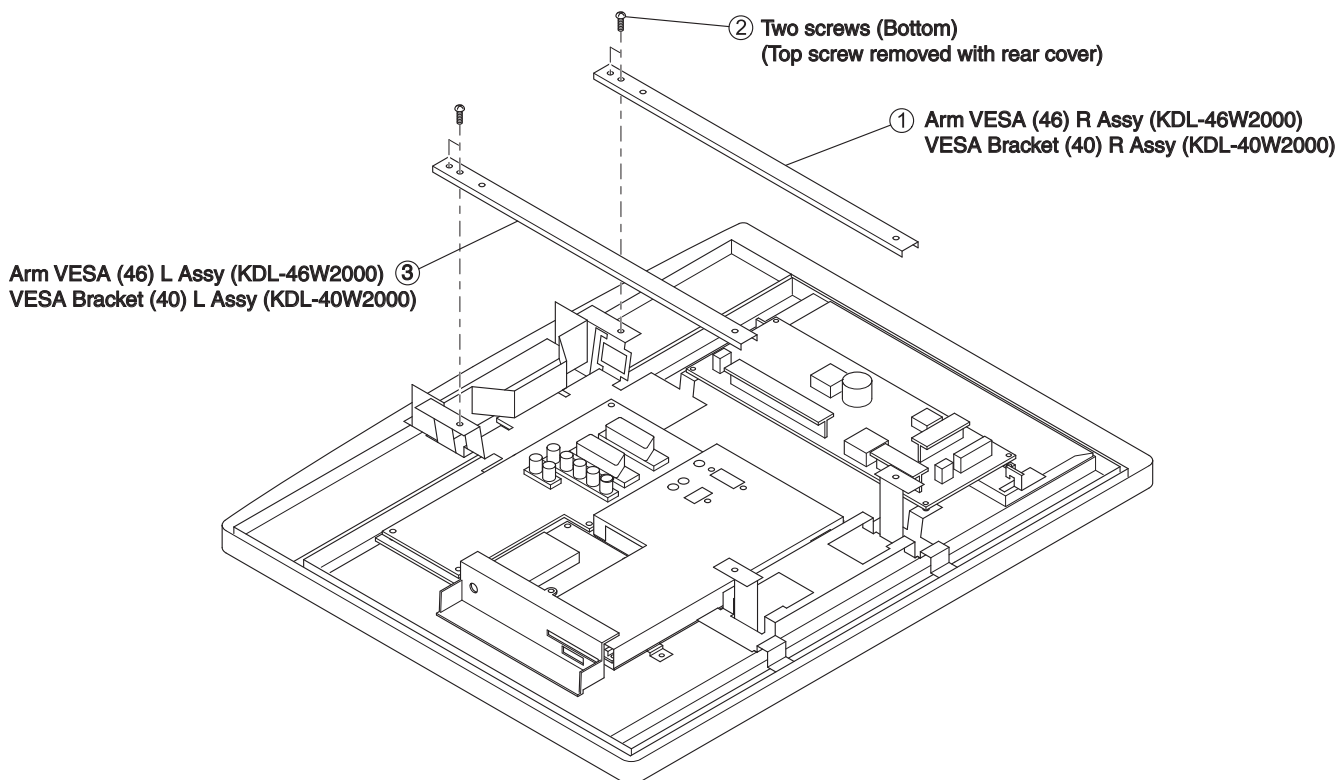
2-1. REAR COVER REMOVAL



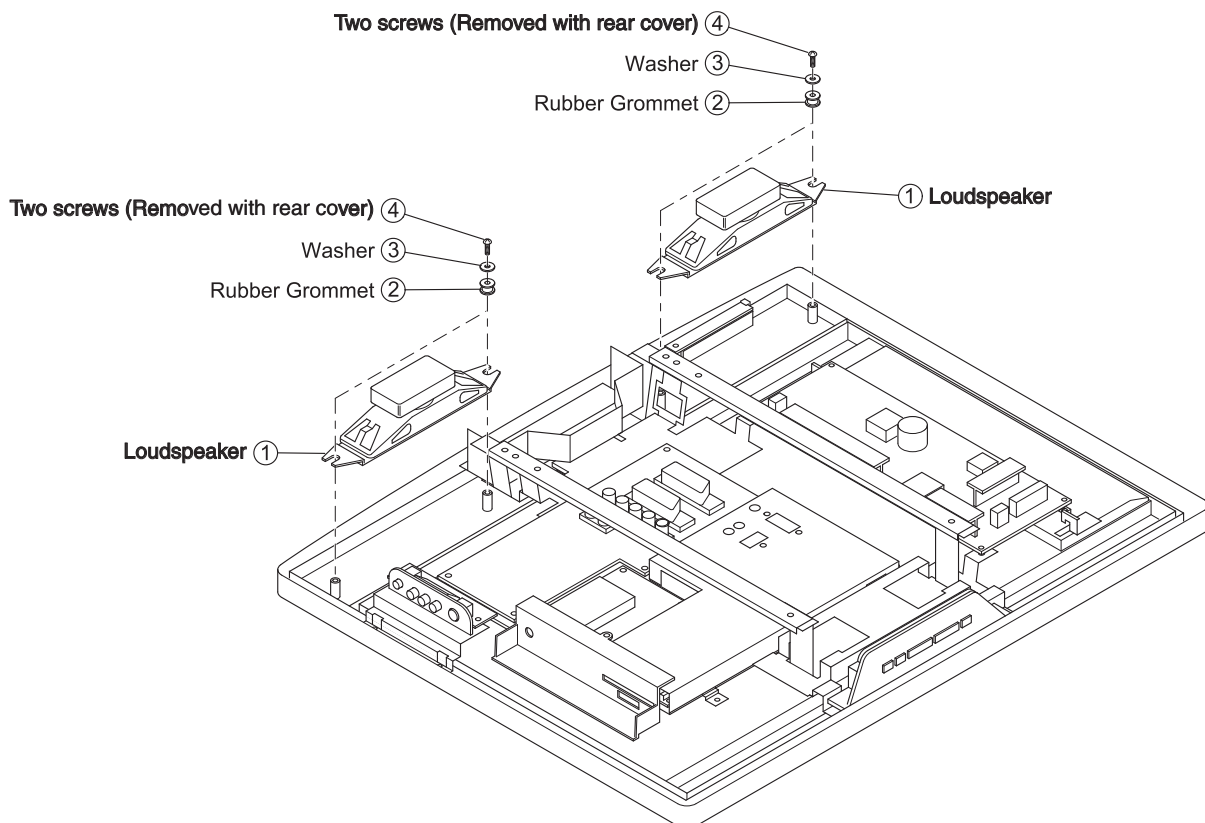
2-2. STAND ASSY REMOVAL



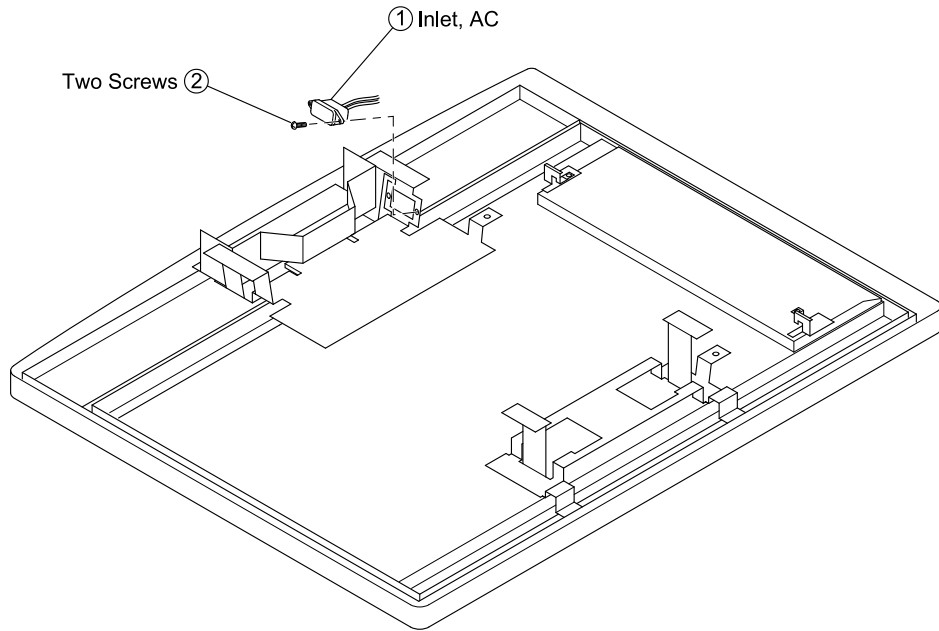
2-3. VESA BRACKET REMOVAL



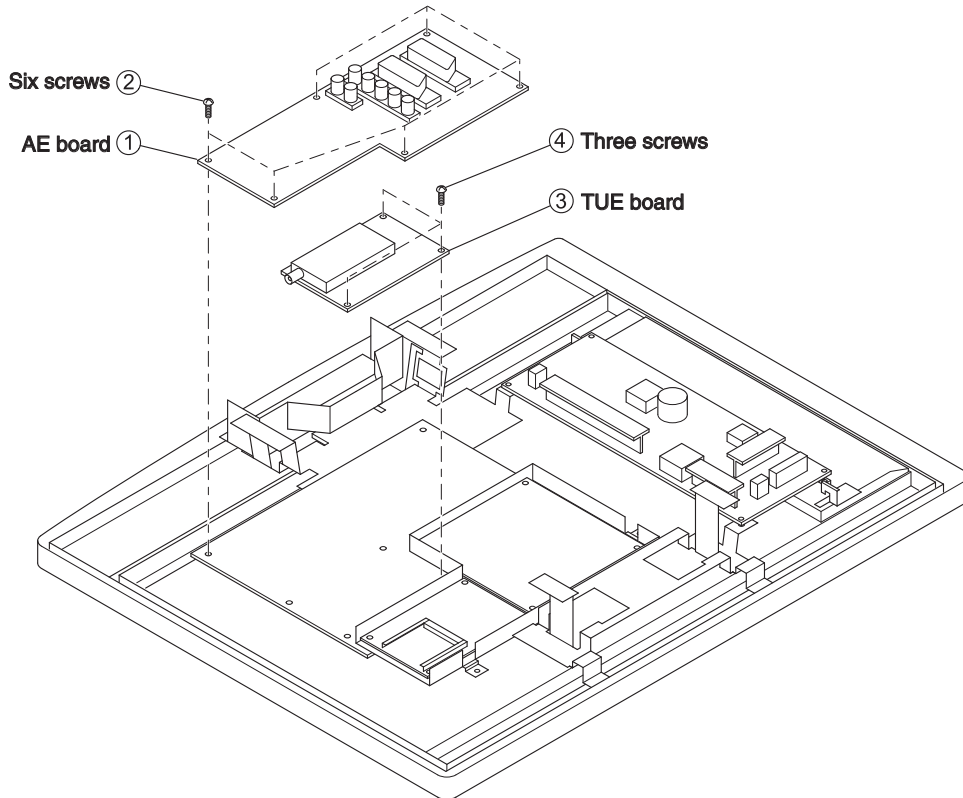
2-4. LOUDSPEAKER REMOVAL



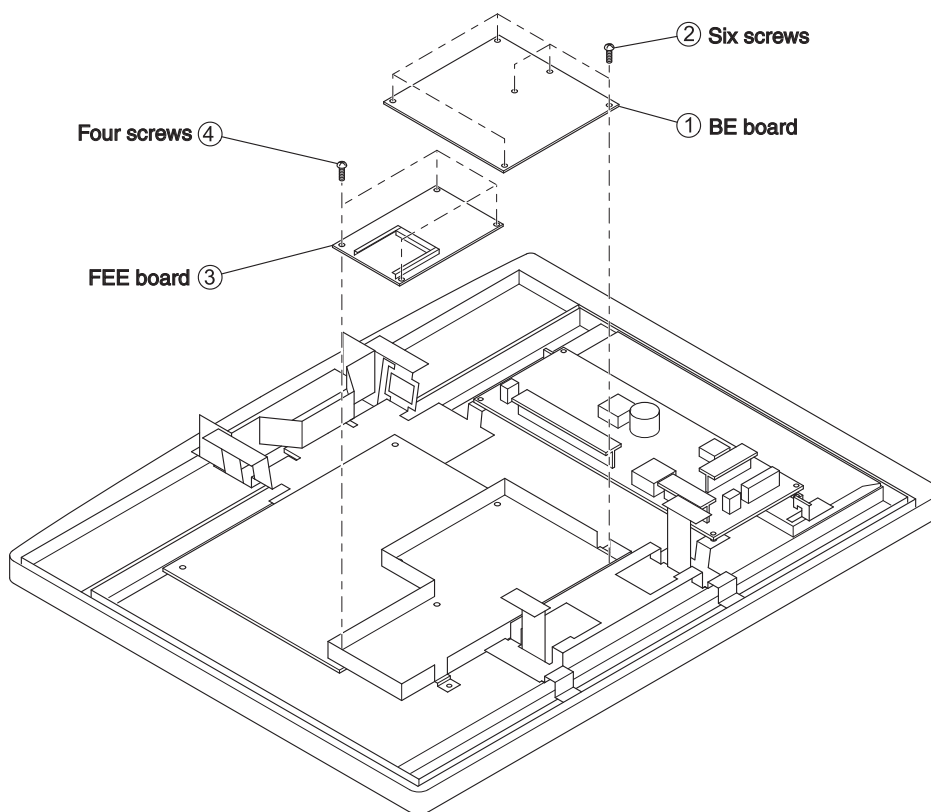
2-5. AC INLET REMOVAL



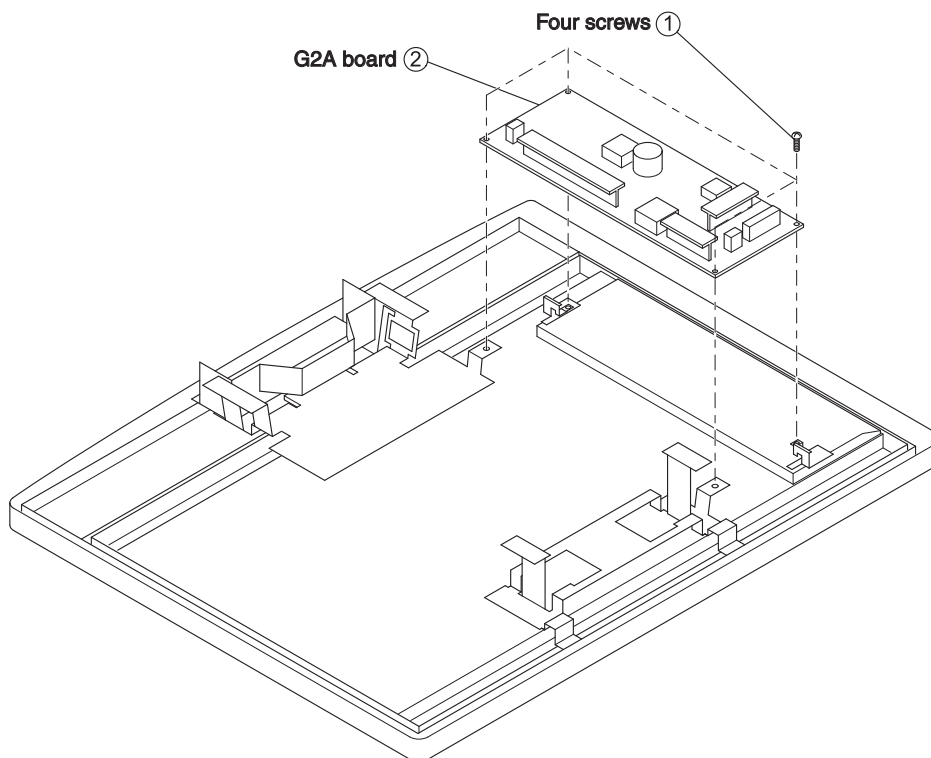
2-6. AE and TUE BOARD REMOVAL



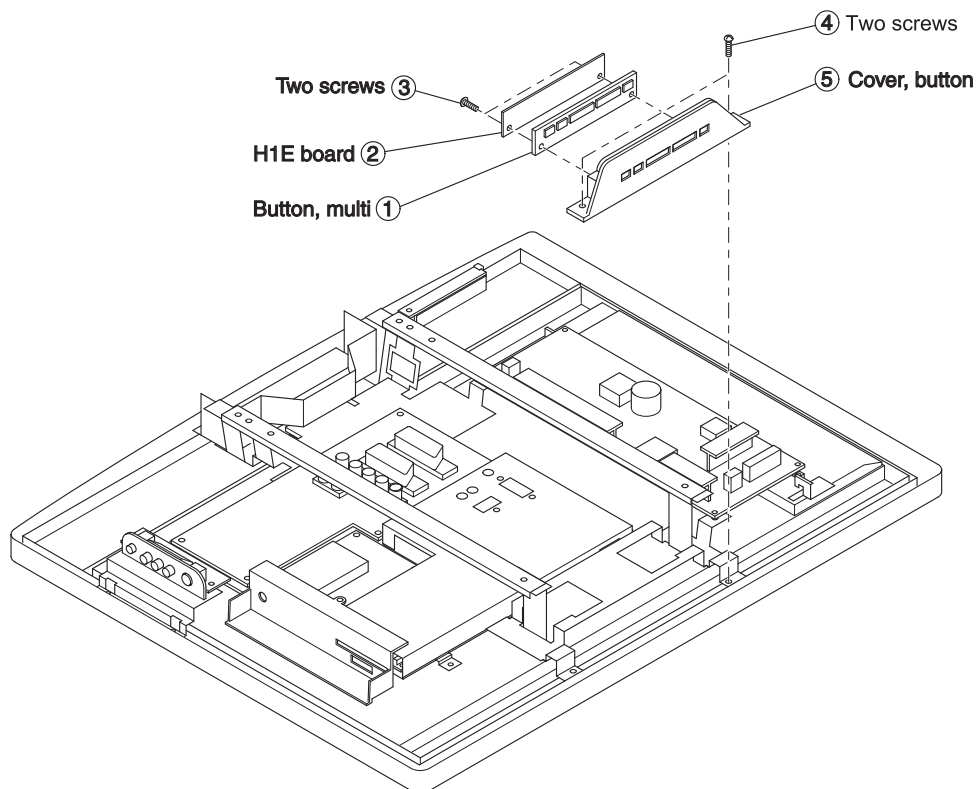
2-7. BE and FEE BOARD REMOVAL



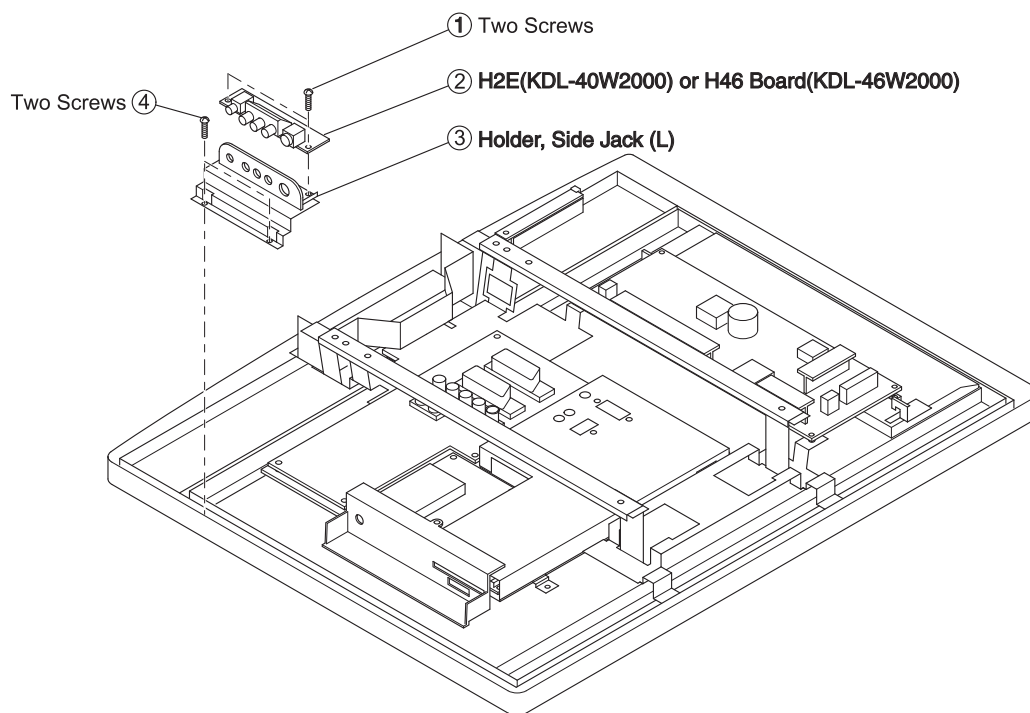
2-8. G2A BOARD REMOVAL



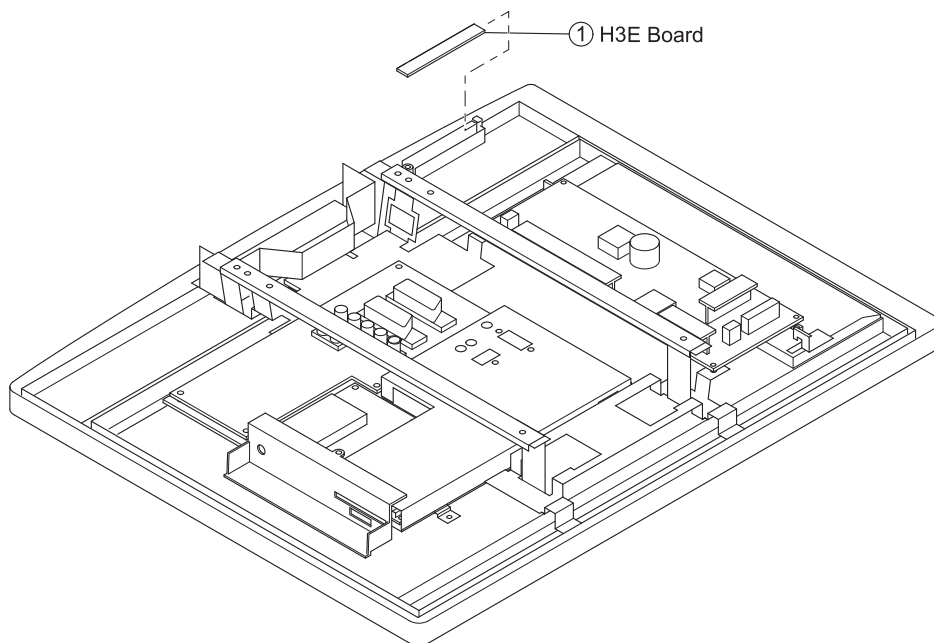
2-9. H1E BOARD REMOVAL



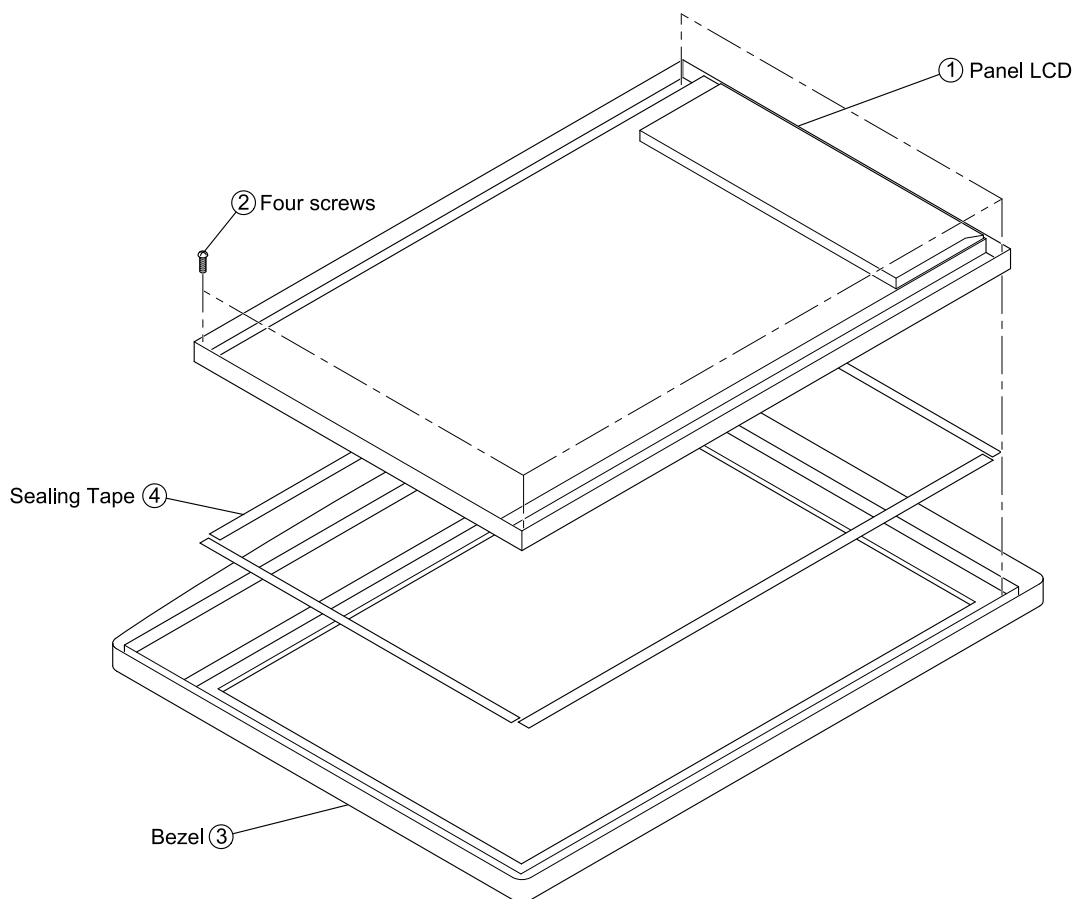
2-10. H2E or H46 BOARD REMOVAL



2-11. H3E BOARD REMOVAL



2-12. LCD PANEL REMOVAL

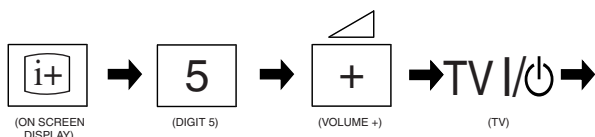


SECTION 3 SET-UP ADJUSTMENTS

3-1. How to enter Service Mode

Service adjustments to this model can be performed using the supplied remote Commander RM-ED008.

1. Turn on the power to the TV set and enter into the stand-by mode.
2. Press the following sequence of buttons on the Remote Commander.



3. The following menu will then appear on the screen.

Analogue	
MAIN VER.	0800
H PACK VER.	1006
S PACK VER.	1009
CHECK SUM	C9A9
NVM VER.	0327
EMMA VER.	2.5.15
STARTER	0.0.13
ETI	0h 42m

4. Move to the relevant command using the up or down arrow buttons on the remote commander.
5. Press the right arrow button to enter into the required menu item.
6. Press the 'Menu' button on the remote commander to quit the Service Mode when all adjustments have been completed.

Note :

- After carrying out the service adjustments, to prevent the customer accessing the 'Service Menu' switch the TV set OFF and then ON.

3-2. Signal Level Adjustment

3-2-1. Set up of AD calibration¹ adjustment for terrestrial analog.

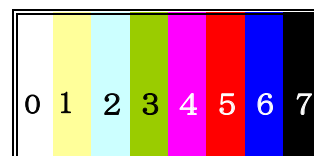
The following adjustments are done via ECS.

1. Send ECS_ADJUST_LEVEL_SETTING_INIT command.
2. Ensure noise reduction NR=3 (High), GAMMA_EN=0, P4_CVD2_85=0.
3. Set the following registration items.

Screen Size	40"	46"
TARGET_Y_RF(PAL)	165	165
ADJ_COLOR_Y_ATT(PAL)	128	128
ADJ_COLOR_PAL(PAL)	3	3

3-2-2. Y signal calibration¹ adjustment for terrestrial analog.

1. Input PAL colour bar 75%Y, 75%C via terrestrial input.



2. Send ECS_ADJUST_TCD3_CONT_RF command.
3. Read the value of S-REG:APL_LUMA via ECS. Confirming that the value is within spec of the table below.

AD-Adjust RF Spec	Spec.
Reference register name	
S-REG: APL_LUMA	TARGET_Y_RF±2

3-2-3. Set up of C signal calibration¹ adjustment for terrestrial analog.

1. Input PAL colour bar 75%Y, 75%C via terrestrial input.
2. Send ECS_ADJUST_LEVEL_SETTING_INIT command.
3. Ensure noise reduction NR=3 (High), GAMMA_EN=0, P4_CVD2_85=0.

3-2-4. C signal calibration1 adjustment for terrestrial analog.

1. Send ECS_ADJUST_TCD3_HUE_RF command.
2. Read S-REG: READ_BACK_B00 via ECS. (READ_AREA=0).
3. Read S-REG: READ_BACK_B01 via ECS. (READ_AREA=6).
4. Confirm that 8 bits of MSB of item number 2) and 3) are within spec of the table below.

Reference Item	Spec.
READ_BACK_B0*difference value	±2

5. Switch the TV set OFF and then ON again to retain adjustment values.


3-2-5. Set up of AD calibration1 adjustment for video.

1. Send ECS_ADJUST_LEVEL_SETTING_INIT command.
2. Ensure noise reduction NR=1 (Low), GAMMA_EN=0, P4_CVD2_85=0.
3. Set the following registration items.

Screen Size	40"	46"
TARGET_Y_RF(PAL)	165	165
ADJ_COLOR_Y_ATT(PAL)	128	128
ADJ_COLOR_PAL(PAL)	3	3

3-2-6. Y signal calibration1 adjustment for video.

1. Input PAL colour bar 75%Y, 75%C via AV1 input.



2. Send ECS_ADJUST_TCD3_CONT_V command.
3. Read the value of S-REG:APL_LUMA via ECS. Confirming that the value is within spec of the table below.

AD-Adjust Video Spec	Spec.
Reference register name	
S-REG: APL_LUMA	TARGET_Y_V±2

3-2-7. Set up of C signal calibration1 adjustment for video.

1. Input PAL colour bar 75%Y, 75%C via AV1 input.
2. Send ECS_ADJUST_LEVEL_SETTING_INIT command.
3. Ensure noise reduction NR=1 (Low), GAMMA_EN=0, P4_CVD2_85=0.
4. Set the following registration items.

Screen Size	40"	46"
ADJ_COLOR_Y_ATT(PAL)	128	128
ADJ_COLOR_PAL(PAL)	3	3

3-2-8. C signal calibration1 adjustment for video.

1. Send ECS_ADJUST_TCD3_HUE_V command.
2. Read S-REG: READ_BACK_B00 via ECS. (READ_AREA=0).
3. Read S-REG: READ_BACK_B01 via ECS. (READ_AREA=6).
4. Confirm that 8 bits of MSB of item number 2) and 3) are within spec of the table below.

Reference Item	Spec.
READ_BACK_B0*difference value	±2

5. Read S-REG: TCD3_SATURATION via ECS.
6. Switch the TV set OFF and then ON again to retain adjustment values.

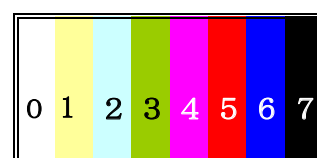
3-2-9. Set up of AD calibration2 adjustment for video.

1. Send ECS_ADJUST_LEVEL_SETTING_INIT command.
2. Ensure noise reduction NR=1 (Low), GAMMA_EN=0, P4_CVD2_85=0.
3. Set the following registration items.

Screen Size	40"	46"
TARGET_Y_V(SECAM)	165	165
ADJ_COLOR_Y_ATT(SECAM)	128	128
ADJ_COLOR_PAL(SECAM)	2	2

3-2-10. Y signal calibration2 adjustment for video.

1. Input SECAM colour bar 75%Y, 75%C via AV1 input.



- Send ECS_ADJUST_TCD3_CONT_V command.
- Read the value of S-REG:APL_LUMA via ECS. Confirming that the value is within spec of the table below.

AD-Adjust Video Spec	Spec.
Reference register name	
S-REG: APL_LUMA	TARGET_Y_V±2

3-2-11. Set up of C signal calibration² adjustment for video.

- Input SECAM colour bar 75%Y, 75%C via AV1 input.
- Send ECS_ADJUST_LEVEL_SETTING_INIT command.
- Ensure noise reduction NR=1 (Low), GAMMA_EN=0, P4_CVD2_85=0.
- Set the following registration items.

Screen Size	40"	46"
ADJ_COLOR_Y_ATT(SECAM)	128	128
ADJ_COLOR_PAL(SECAM)	2	2

3-2-12. C signal calibration² adjustment for video.

- Send ECS_ADJUST_TCD3_HUE_V command.
- Read S-REG: READ_BACK_B00 via ECS. (READ_AREA=0).
- Read S-REG: READ_BACK_B01 via ECS. (READ_AREA=6).
- Confirm that 8 bits of MSB of item number 2) and 3) are within spec of the table below.

Reference Item	Spec.
READ_BACK_B0*difference value	±

- Read S-REG: TCD3_SATURATION via ECS.
- Switch the TV set OFF and then ON again to retain adjustment values.

3-3. Gamma Adjustment

The following adjustments are done via ECS.

Note: Before Gamma adjustment can begin the set needs 1 hour aging.

3-3-1. Set up mode for Gamma Adjustment

- Send ECS_ADJUST_LEVEL_SETTING_INIT command.
- Ensure COL_MATRIX_INDEX=4.
- Ensure G_GAMMA_IDX_OFST=15.
- Ensure DYNAMIC_EN=0.
- Ensure U_BRT_OFFSET=128.

3-3-2. Set up Trident internal SG and brightness measurement

- Ensure TEST_PATTEN_ON=1.
- Ensure TEST_G_LEVEL=204.
- Measure brightness A.
- Ensure TEST_G_LEVEL=102.
- Measure brightness B.
- Set up G_GAMMA_OFST_01=brightness B/brightness A*10000. The result is written to G_GAMMA_OFST_01.
- Send Gamma_Tbl_Search_1 command.
- Ensure TEST_G_LEVEL=153.
- Measure brightness C.
- Set up G_GAMMA_OFST_02=brightness C/brightness A*10000. The result is written to G_GAMMA_OFST_02.
- Send Gamma_Tbl_Search_2 command.
- Save set up value in NVM in register G_GAM_IDX_OFST.

3-4. White Balance Adjustment

The following adjustments are done via ECS.

3-4-1. Set up mode for White Balance Adjustment

- Send ECS_ADJUST_LEVEL_SETTING_INIT command.
- Ensure COL_MATRIX_INDEX=3.
- Ensure DYNAMIC_EN=0.
- Ensure U_BRT_OFFSET=128.

3-4-2. White Balance of Colour Temperature “Cool”

- Set up COLOR_TEMP=0.
- Set up R_GAMMA_OFST_01=128.
- R_GAMMA_OFST_02=128
R_GAMMA_OFST_03=128
R_GAMMA_OFST_04=128
R_GAMMA_OFST_05=128
R_GAMMA_OFST_06=128
R_GAMMA_OFST_07=128
B_GAMMA_OFST_01=128
B_GAMMA_OFST_02=128
B_GAMMA_OFST_03=128
B_GAMMA_OFST_04=128
B_GAMMA_OFST_05=128
B_GAMMA_OFST_06=128
B_GAMMA_OFST_07=128
- Set up “Wait”.
- Set up TEST_G_LEVEL=204.
- Adjust R_GAMMA_OFST_05 and B_GAMMA_OFST_05 chroma values so that they are within tolerance in the table below.

	X	Y	Tolerance
40"	0.1917	0.4273	0.5JND
46"	0.1926	0.4281	0.5JND

7. Set up TEST_G_LEVEL=153.
8. Adjust R_GAMMA_OFST_04 and B_GAMMA_OFST_04 chroma values so that they are within tolerance in the table below.

	X	Y	Tolerance
40"	0.1924	0.4272	0.7JND
46"	0.1934	0.4283	0.7JND

9. Set up TEST_G_LEVEL=102.
10. Adjust R_GAMMA_OFST_03 and B_GAMMA_OFST_03 chroma values so that they are within tolerance in the table below.

	X	Y	Tolerance
40"	0.1918	0.4265	1JND
46"	0.1922	0.4285	1JND

11. Set up TEST_G_LEVEL=76.
12. Adjust R_GAMMA_OFST_02 and B_GAMMA_OFST_02 chroma values so that they are within tolerance in the table below.

	X	Y	Tolerance
40"	0.1947	0.4265	1JND
46"	0.1924	0.4287	1JND

13. Set up TEST_G_LEVEL=51.
14. Adjust R_GAMMA_OFST_01 and B_GAMMA_OFST_01 chroma values so that they are within tolerance in the table below.

	X	Y	Tolerance
40"	0.1893	0.4278	1JND
46"	0.1898	0.4312	1JND

15. The values of R_GAMMA_OFST_06 and 07 and B_GAMMA_OFST_06, and 07 are determined by the following conditions.

- a). Adjustment value of B_GAMMA_OFST_05>180 and Adjustment value of R_GAMMA_OFST_05>128.
 - $B(R)_{GAMMA_OFST_06} = B(R)_{GAMMA_OFST_05} - \{B(R)_{GAMMA_OFST_05} - B(R)_{GAMMA_OFST_04}\} / 2$.
 - $B(R)_{GAMMA_OFST_07} = 128$.

- b). Adjustment value of R_GAMMA_OFST_05=<128.

- $R_{GAMMA_OFST_06} = R_{GAMMA_OFST_07} = R_{GAMMA_OFST_04}$.

- c). Adjustment value of B_GAMMA_OFST_05=<180.

- $B(R)_{GAMMA_OFST_06} = B(R)_{GAMMA_OFST_07} = B(R)_{GAMMA_OFST_05}$.

16. Send WB_SAVE command.

3-4-3. White Balance of Colour Temperature "Neutral"

1. Set up initial White Balance condition.
2. Set up COLOR_TEMP=1.
3. Set up TEST_G_LEVEL=204 and adjust R_DRIVE and B_DRIVE values to within the spec of the table below.

	X	Y	Spec.
40"	0.1948	0.4403	0.0014
46"	0.1949	0.4419	0.0014

4. Set up TEST_G_LEVEL=51 and adjust R_BKG and B_BKG values to within the spec of the table below.

	X	Y	Spec.
40"	0.1928	0.4406	0.0028
46"	0.1941	0.4429	0.0028

5. Continue tracking the values of items 3) and 4) until they are all within spec.
6. Send COLOR_SAVE command.

3-4-4. White Balance of Colour Temperature "Warm 1"

1. Set up initial White Balance condition.
2. Set up COLOR_TEMP=2.
3. Set up TEST_G_LEVEL=204 and adjust R_DRIVE and B_DRIVE values to within the spec of the table below.

	X	Y	Spec.
40"	0.1975	0.4484	0.0014
46"	0.1978	0.4501	0.0014

4. Set up TEST_G_LEVEL=51 and adjust R_BKG and B_BKG values to within the spec of the table below.

	X	Y	Spec.
40"	0.1964	0.4482	0.0028
46"	0.1978	0.4524	0.0028

5. Continue tracking the values of items 3) and 4) until they are all within spec.
6. Send COLOR_SAVE command.

3-4-5. White Balance of Colour Temperature "Warm 2"

1. Set up initial White Balance condition.
2. Set up COLOR_TEMP=3.
3. Set up TEST_G_LEVEL=204 and adjust R_DRIVE and B_DRIVE values to within the spec of the table below.

	X	Y	Spec.
40"	0.1988	0.4596	0.0014
46"	0.2002	0.4617	0.0014

4. Set up TEST_G_LEVEL=51 and adjust R_BKG and B_BKG values to within the spec of the table below.

	X	Y	Spec.
40"	0.1974	0.4555	0.0028
46"	0.1984	0.4599	0.0028

5. Continue tracking the values of items 3) and 4) until they are all within spec.
6. Send COLOR_SAVE command.

3-5. Panel Replacement

When replacing the panel please reset the gamma and white balance before performing W/B (See page 27, 3-4) for new panel.

3-6. Board Replacement

3-6-1. AE Board Replacement

When replacing the 'AE' board please readjust the AD (See page 25, 3-2) and readjust the W/B (See page 27, 3-4).

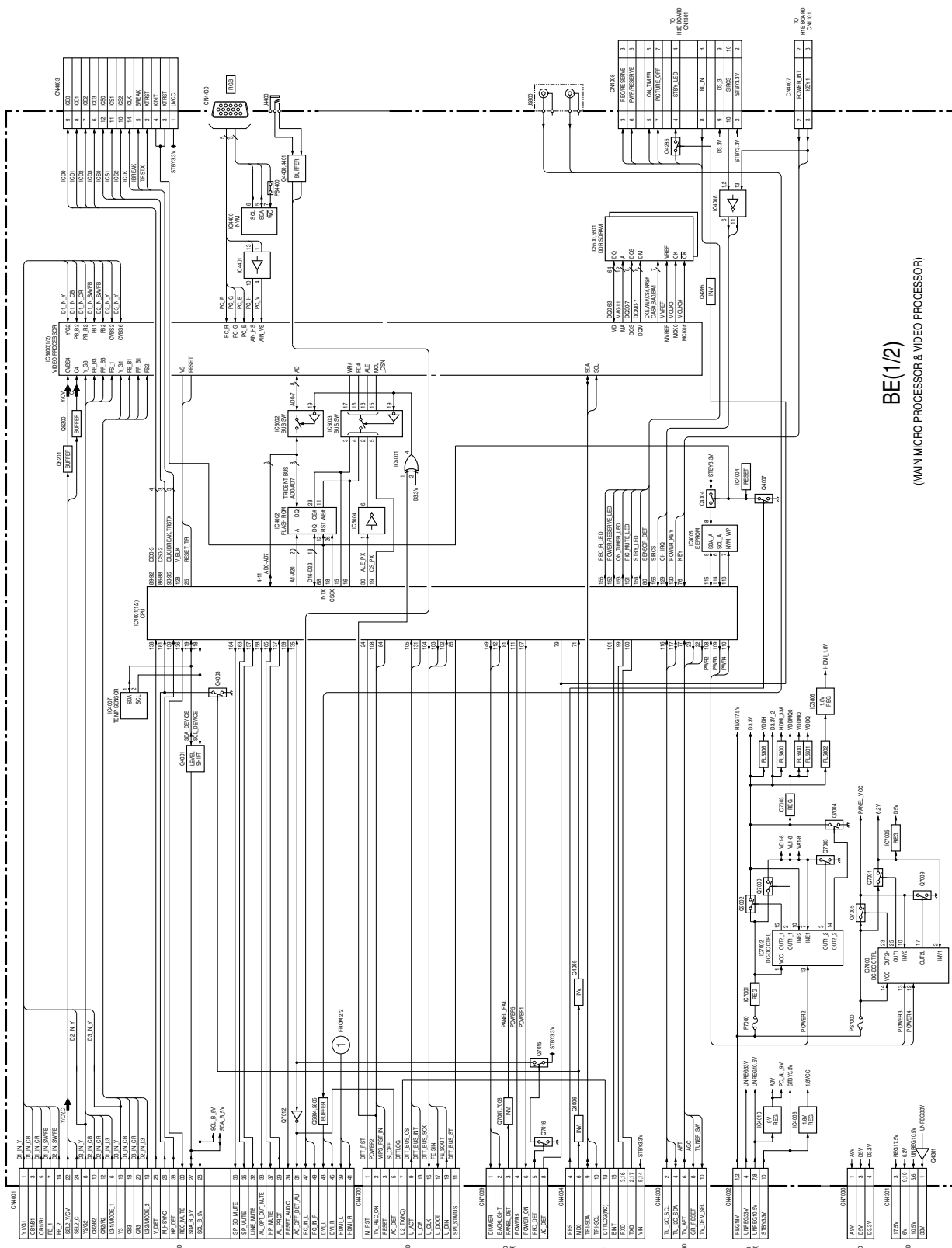
3-6-2. BE Board Replacement

When replacing the 'BE' board please readjust the AD (See page 25, 3-2) and readjust the W/B (See page 27, 3-4).

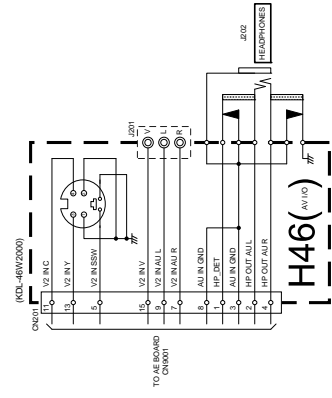
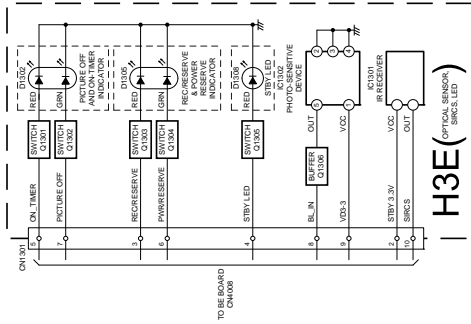
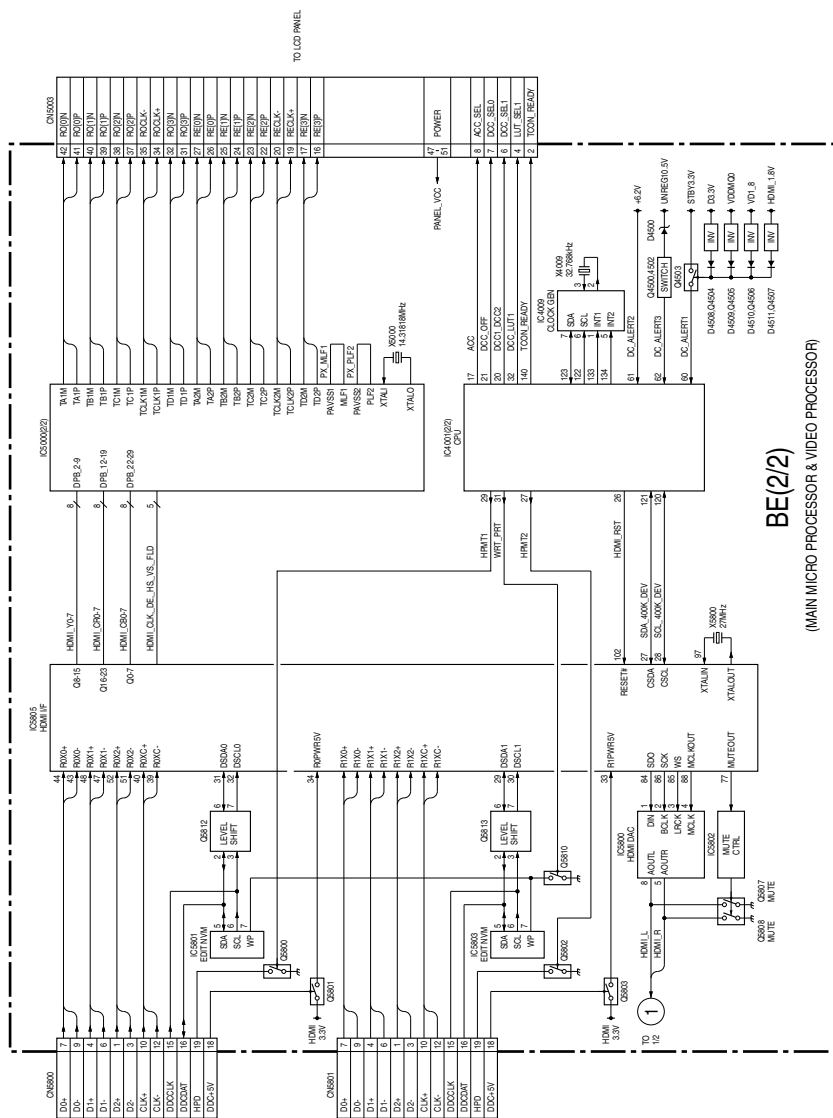
Note :

In the event of a 'BE' board being re-used in service please ensure that the Serial number is cleared in the NVM.

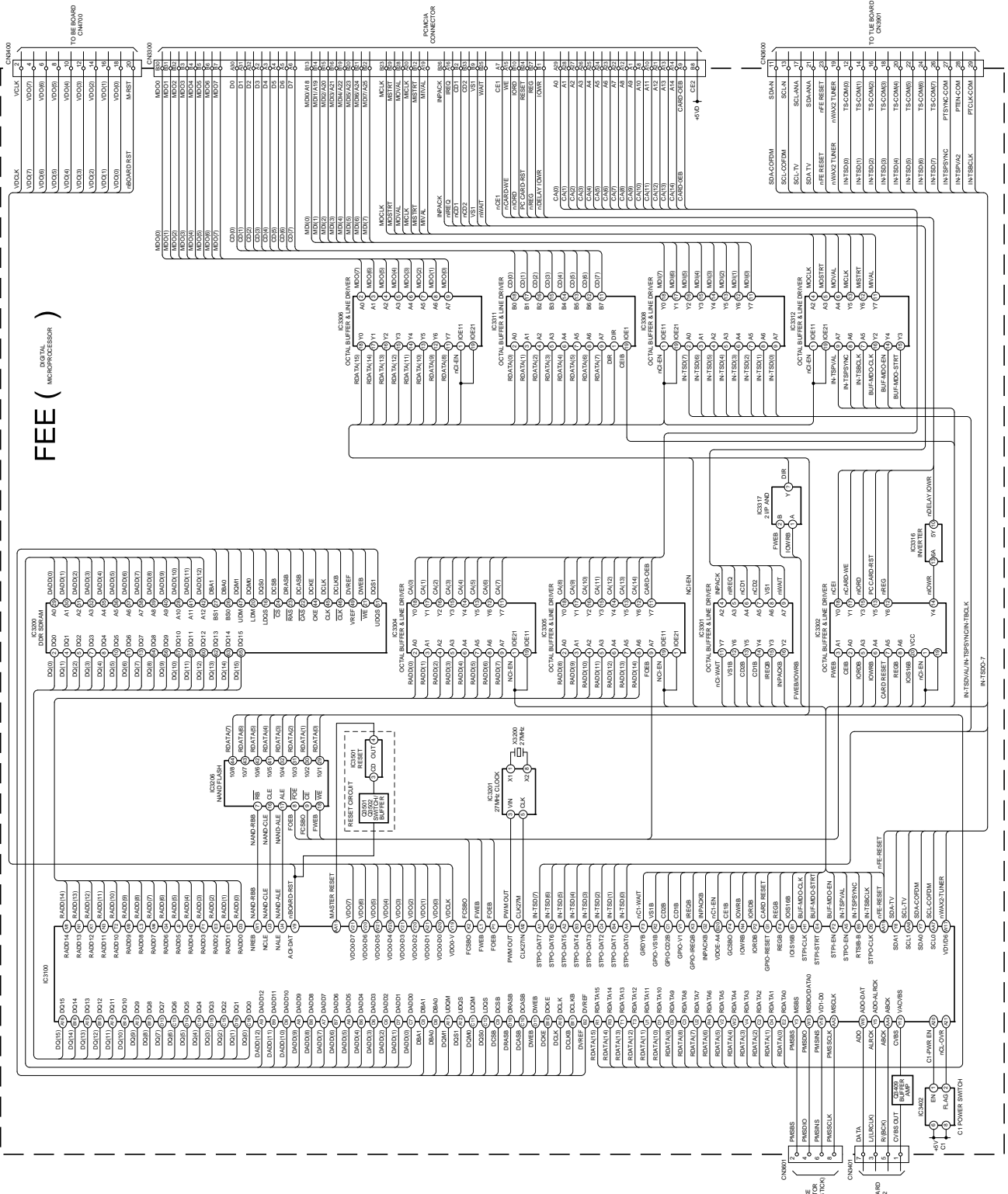
4-1. BLOCK DIAGRAMS (1)



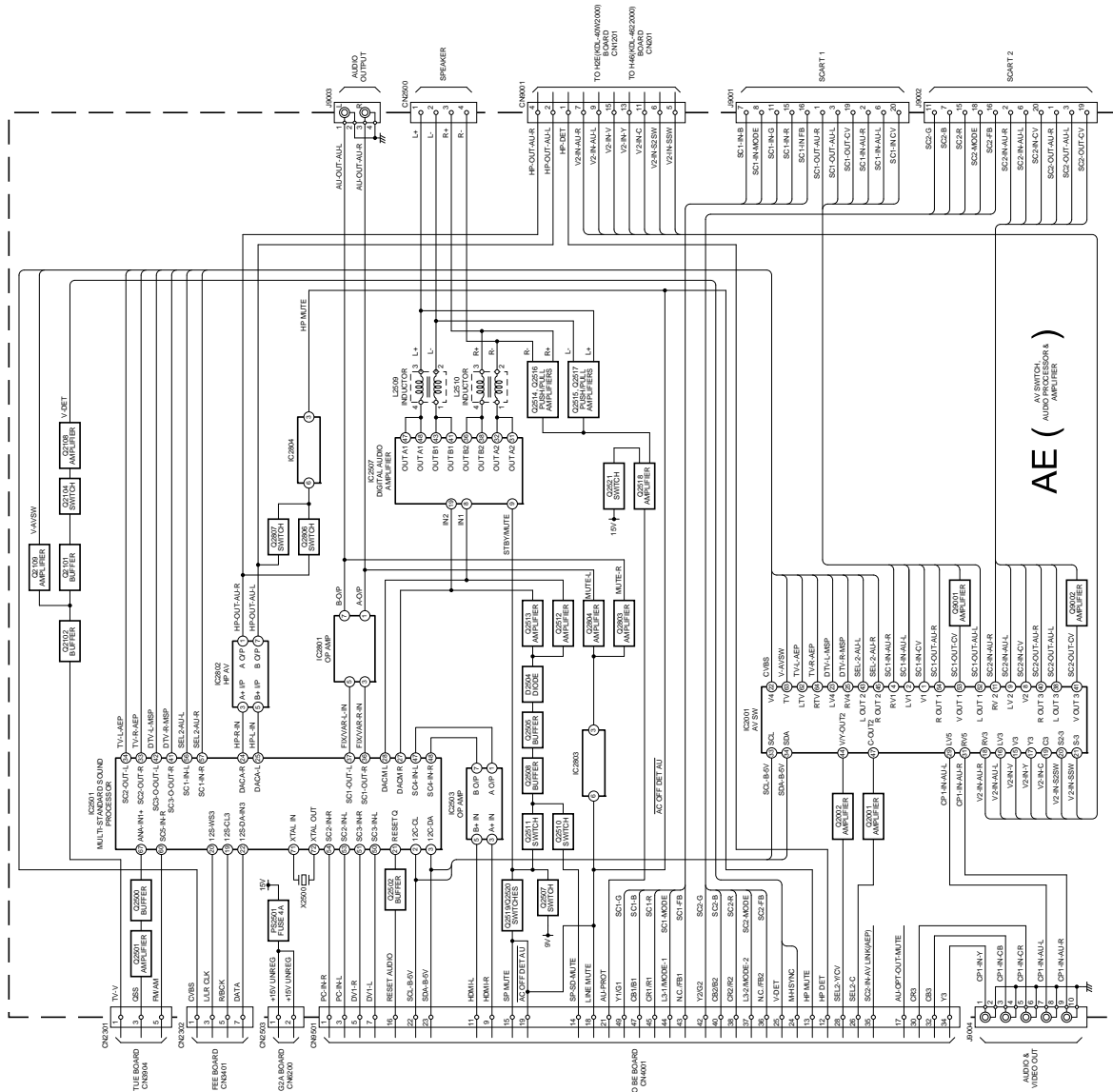
4-1. BLOCK DIAGRAMS (2)



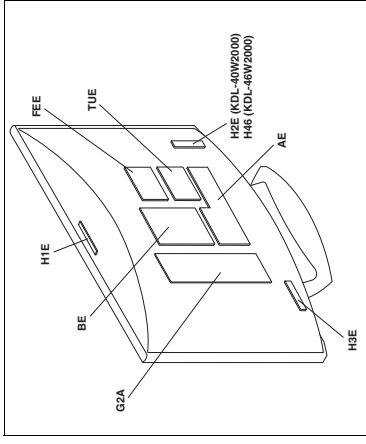
4-1. BLOCK DIAGRAMS (3)



4-1. BLOCK DIAGRAMS (5)



4-2. CIRCUIT BOARD LOCATION



4-3. SCHEMATIC DIAGRAMS AND PRINTED WIRING BOARDS

- All capacitors are in μF unless otherwise noted.
- μF - μF 500V or less are not indicated except for electrolytic types.
- Indication of resistance, which does not have one for rating electrical power, is as follows.

Pitch: 5mm
Electrical power rating: 1/4W

- Chip resistors are 1/10W
- All resistors are in ohms.
- $k = 1000$ ohms, $M = 1000,000$ ohms
- \square : nonflammable resistor.
- \square : fusible resistor.
- \triangle : internal component.
- \square : panel designation or adjustment for repair.

- All variable and adjustable resistors have characteristic curve B, unless otherwise noted.
- All voltages are in Volts.
- Readings are taken with a 10Mohm digital multimeter.
- Voltage variations may be noted due to normal production tolerances.

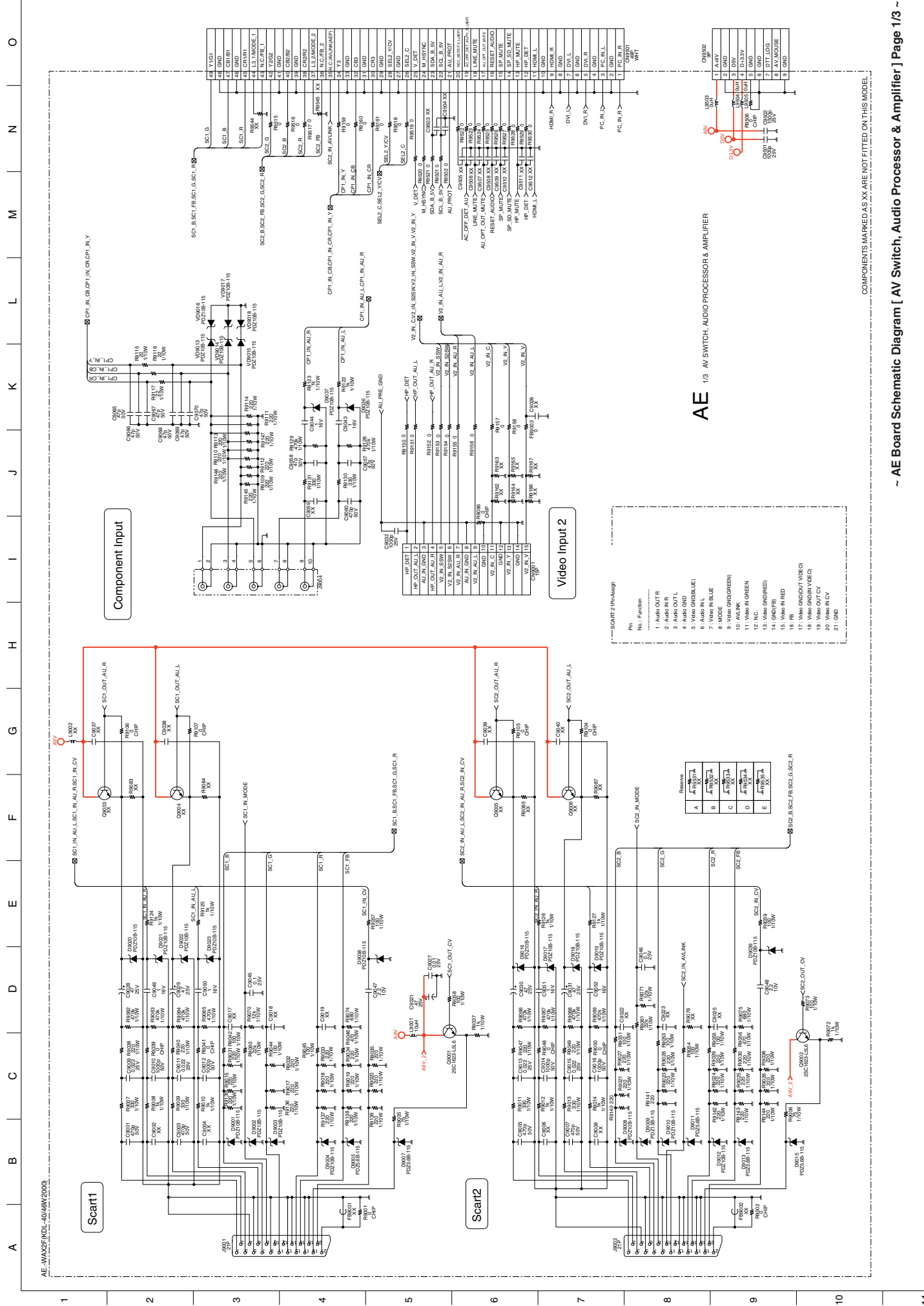
- --- : B + bus.
- --- : B - bus.
- --- : RF signal path.
- --- : earth - ground.
- --- : earth - chassis.

Note : The components identified by shading and marked Δ are critical for safety. Replace only with the part numbers specified in the parts list.

Note : Les composants identifiés par une frame et par une marque Δ sont d'une importance critique pour la sécurité. Ne les remplacer que par des pièces de numéro spécifié.

Reference Information

RESISTOR	RN	: METAL FILM
	RC	: SOLID
	FRPD	: NON FLAMMABLE CARBON
	FUSE	: NON FLAMMABLE FUSIBLE
	RS	: NON FLAMMABLE METAL OXIDE
	FB	: NON FLAMMABLE CEMENT
	RW	: NON FLAMMABLE WIREWOUND
	\square	: ADJUSTMENT RESISTOR
COIL	LF-8L	: MICRO INDUCTOR
CAPACITOR	TA	: TANTALUM
	PS	: STYROL
	PP	: POLYPROPYLENE
	PT	: MYLAR
	MPS	: METALIZED POLYESTER
	MPP	: METALIZED POLYPROPYLENE
	ALB	: BIPOLAR
	ALT	: HIGH TEMPERATURE
	ALR	: HIGH RIPPLE



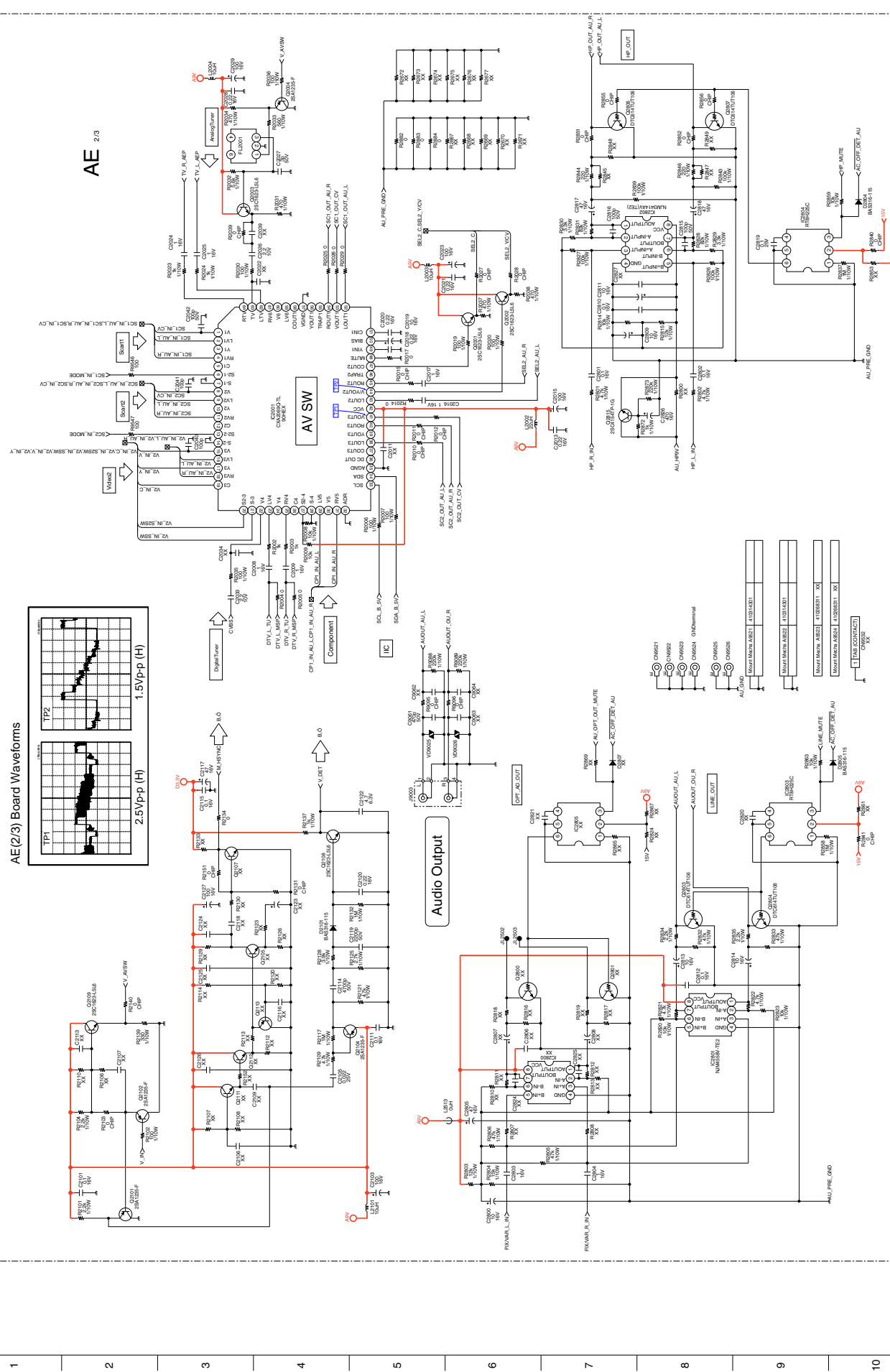
AE 113 AV SWITCH, AUDIO PROCESSOR & AMPLIFIER

SCART2 (Pin Assign)

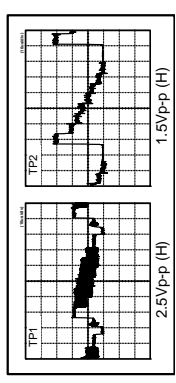
Pin	No.	Function
1	1	HP DET
2	2	HP DET GND
3	3	AU IN GND
4	4	AU IN
5	5	AU IN GND
6	6	AU IN
7	7	VZ IN
8	8	VZ IN GND
9	9	VZ IN
10	10	VZ IN GND
11	11	VZ IN
12	12	VZ IN GND
13	13	VZ IN
14	14	VZ IN GND
15	15	VZ IN
16	16	VZ IN GND
17	17	VZ IN
18	18	VZ IN GND
19	19	VZ IN
20	20	VZ IN GND
21	21	VZ IN

COMPONENTS MARKED AS XX ARE NOT FITTED ON THIS MODEL

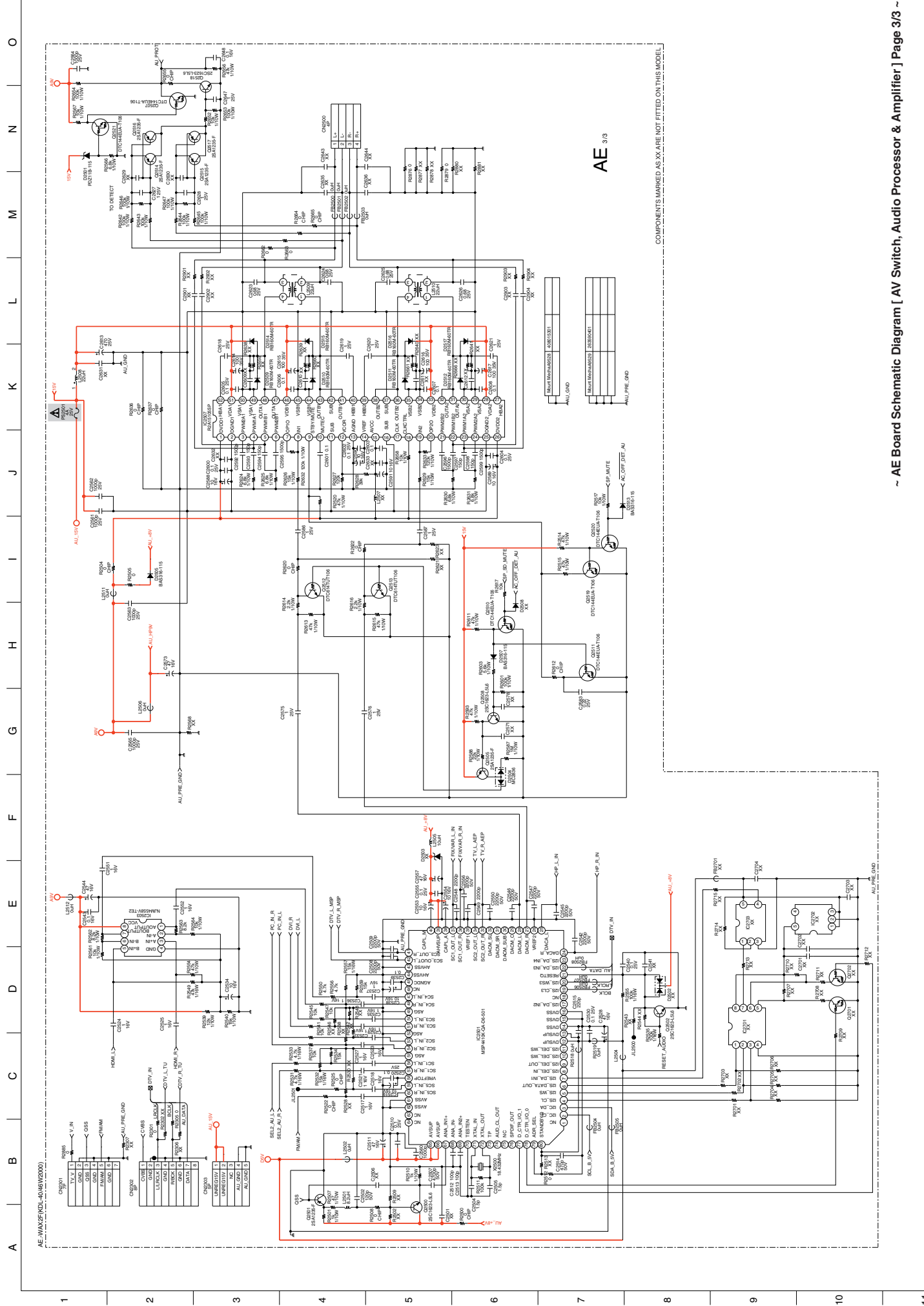
AE_MAX2FREQ_4049W2000



AE(2/3) Board Waveforms



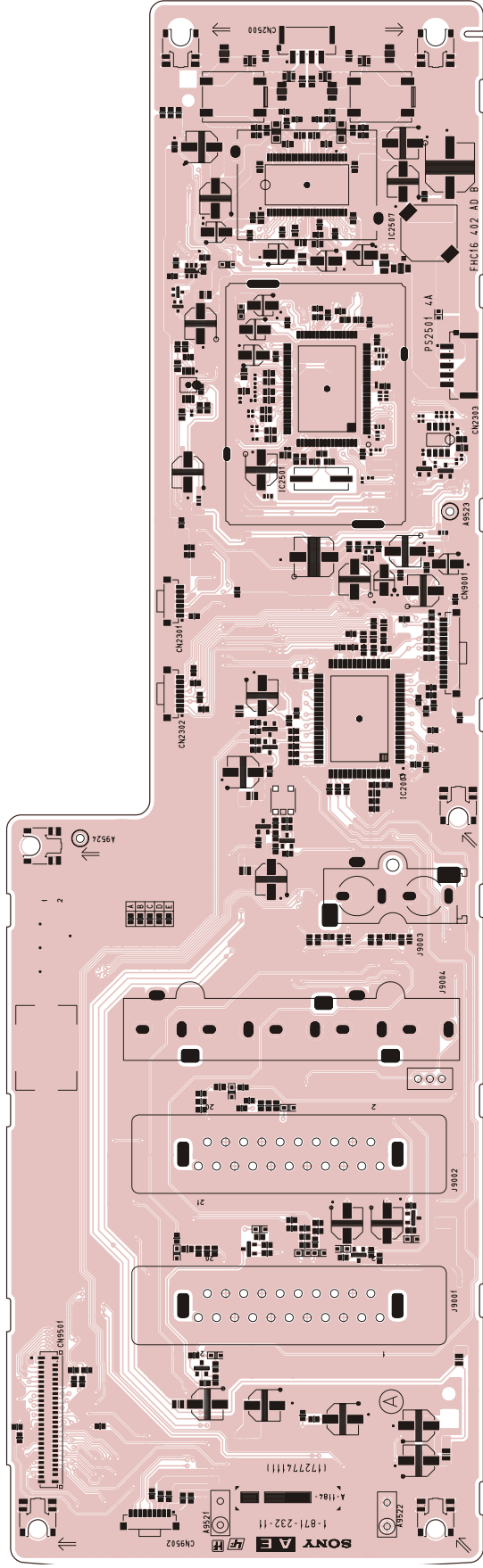
COMPONENTS MARKED AS XX ARE NOT BITTED ON THIS MODEL.



COMPONENTS MARKED AS XX ARE NOT FITTED ON THIS MODEL

A B C D E F G H I J K L M N O

~ AE Printed Wiring Board Conductor Side A ~



~ AE Board IC Voltage Table Side A ~

Ref No	Pin No	Volts (V)	Ref No	Pin No	Volts (V)	Ref No	Pin No	Volts (V)	Ref No	Pin No	Volts (V)	Ref No	Pin No	Volts (V)		
	1	3.9		11	4.3		22	4.2		33	4.5		44	4.1		
	2	4.4		12	4.4		23	4.4		34	4.4		45	4.5		
	3	3.9		13	0		24	3.9		35-36	0		46	3.6		
	4	4.3		14	4.9		25-26	4.4		37	4.4		47	4.4		
IC2001	5	4.4	IC2001	15	3.9	IC2001	27	0	IC2001	38	4.5	IC2001	48	0		
	6	0		16	4.4		28	4.9		39	3.6		49	3.9	60	3.9
	7	4.9		17	3.9		29	4.4		40	4.5		50	4.7	61	4.4
	8	3.9		18-19	4.4		30	3.9		41	4.2		51-52	4.4	62	4.4
	9	4.4		20	0		31	4.4		42	9.0		53	4.2	63	3.9
	10	3.9		21	4.9		32	0		43	4.5		54	4.5	64	4.4

A B C D E F G H I J K L M N O

1

2

3

4

5

6

7

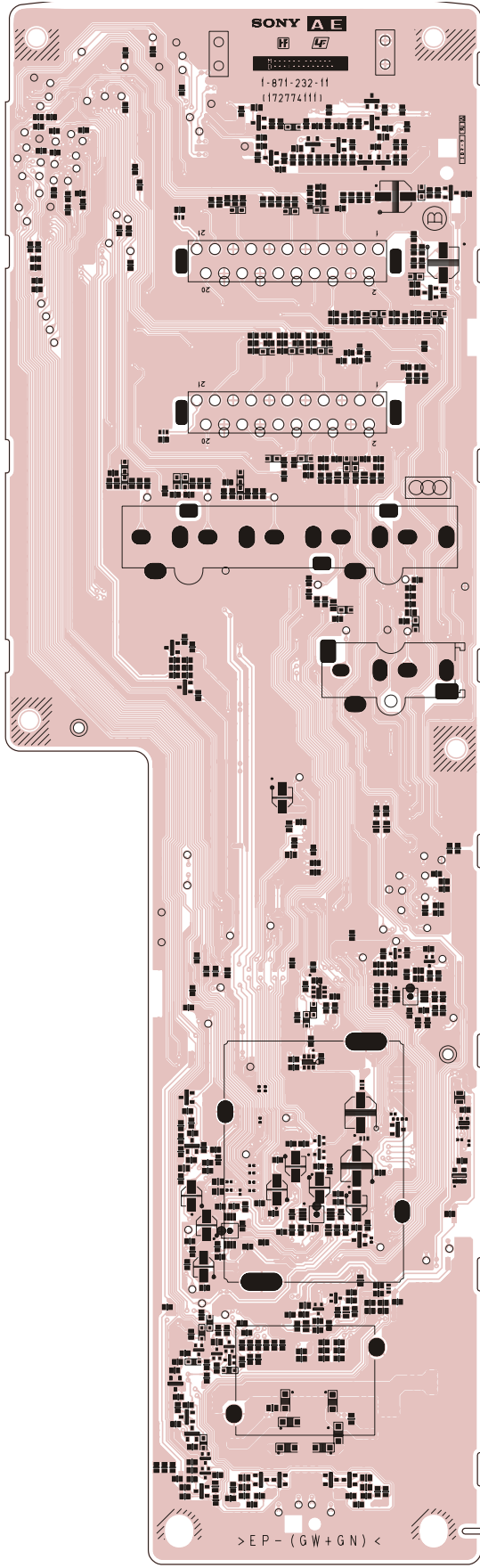
8

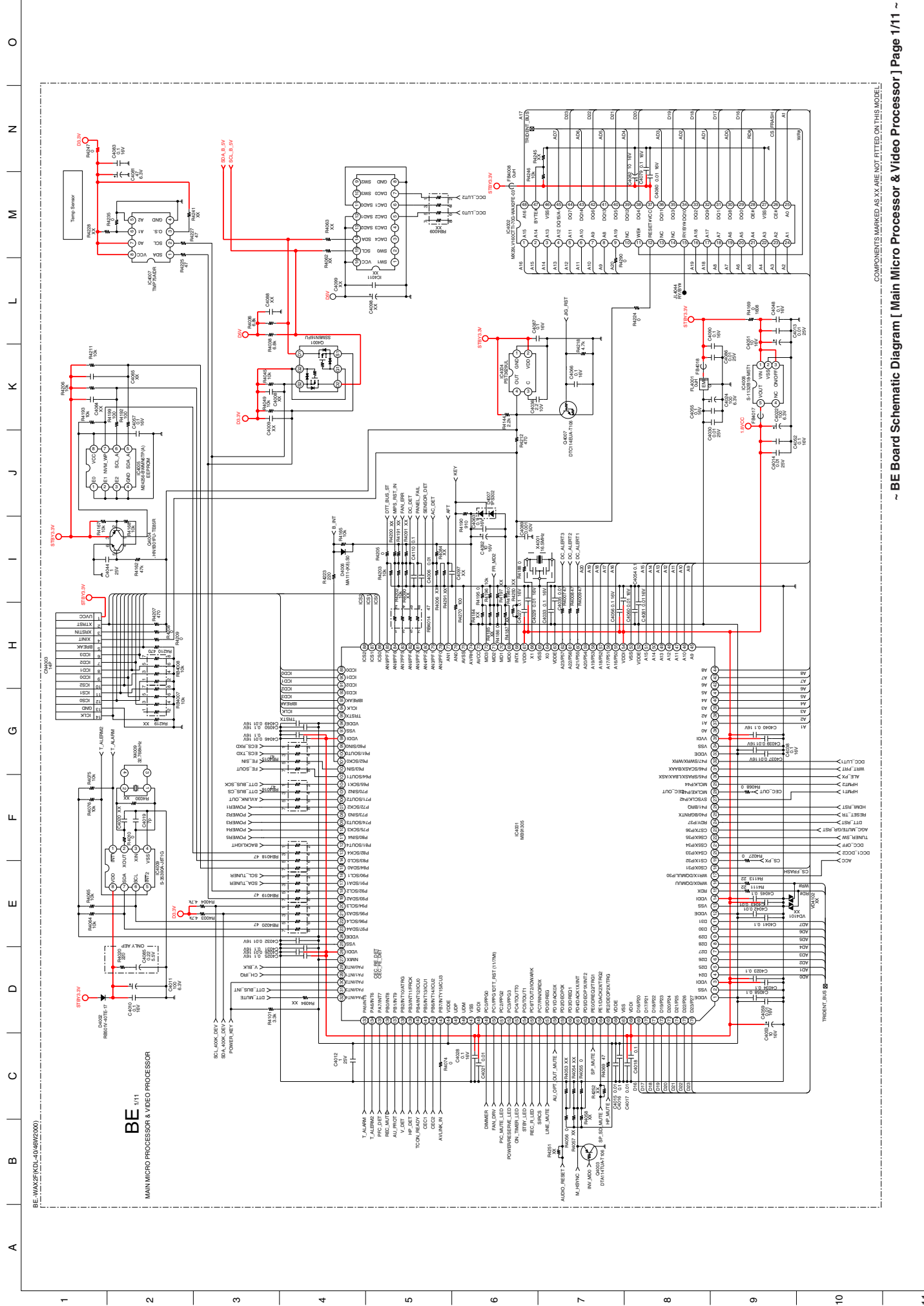
9

10

11

~ AE Printed Wiring Board Conductor Side B ~





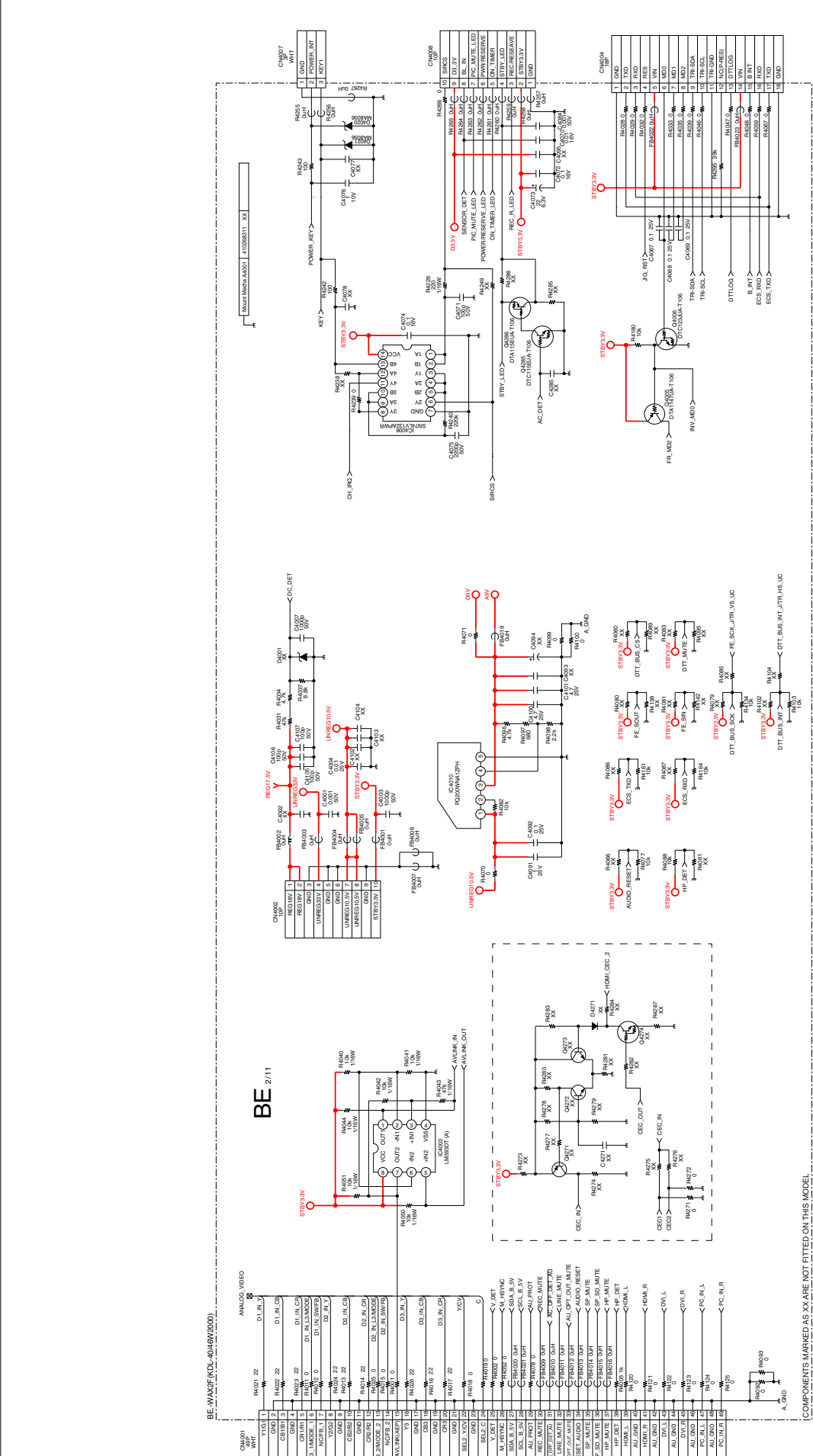
BE_MAX2F(KCL=046W200)

BE 1/11
MAIN MICRO PROCESSOR & VIDEO PROCESSOR

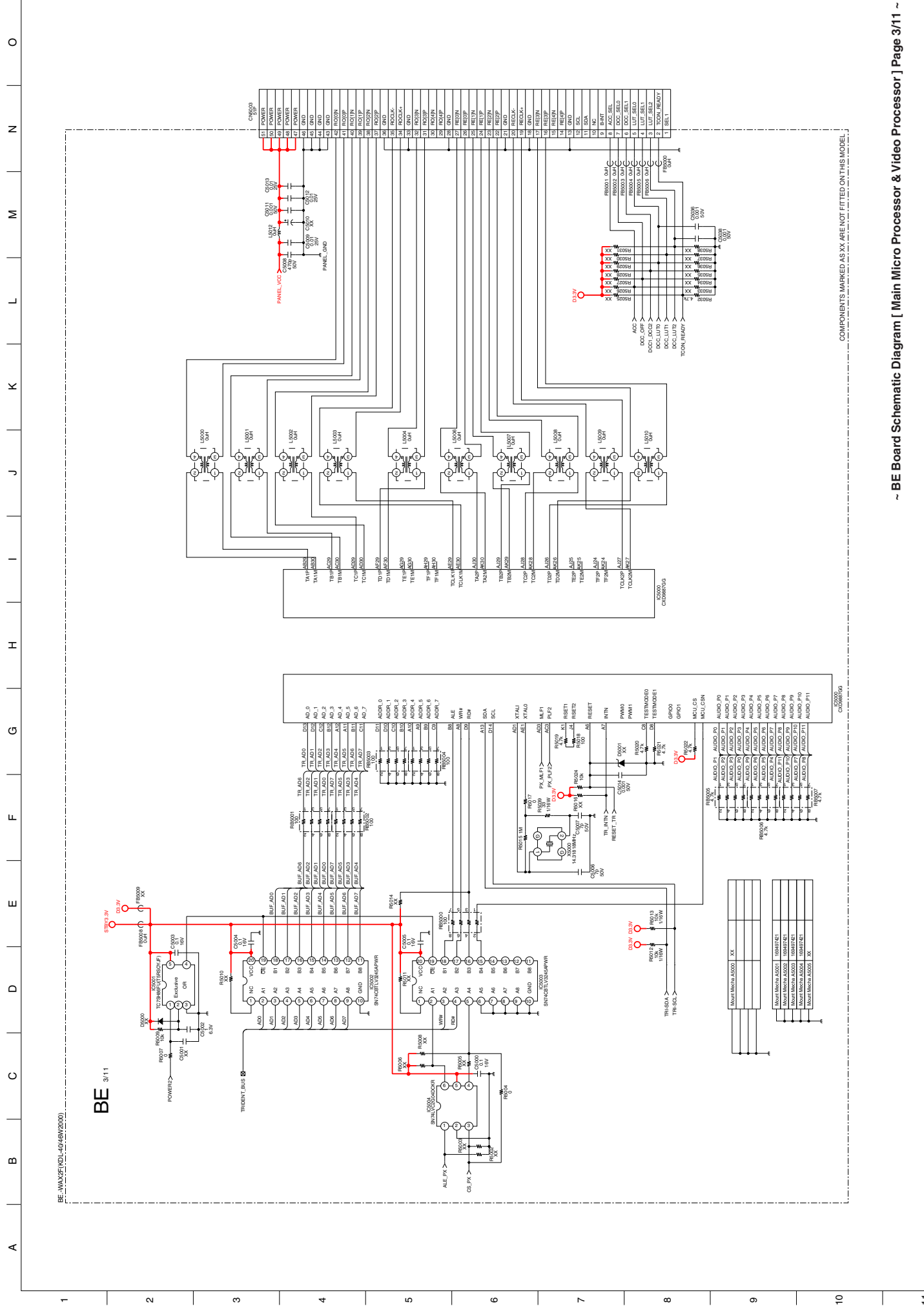
COMPONENTS MARKED AS XX ARE NOT FITTED ON THIS MODEL

BE-WA2CF(KD-L404R9200)

BE 2/11



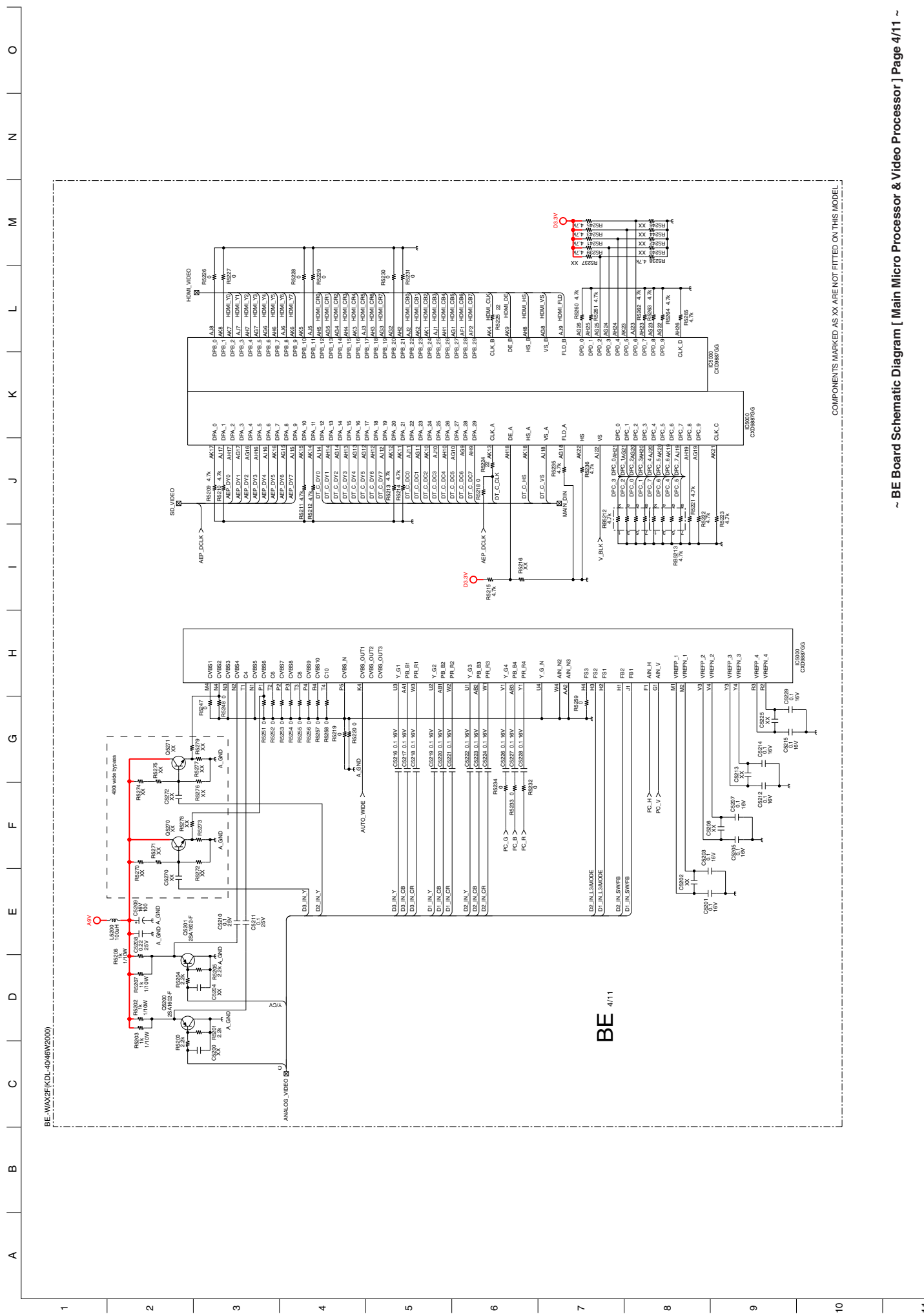
[COMPONENTS MARKED AS XX ARE NOT FITTED ON THIS MODEL.]



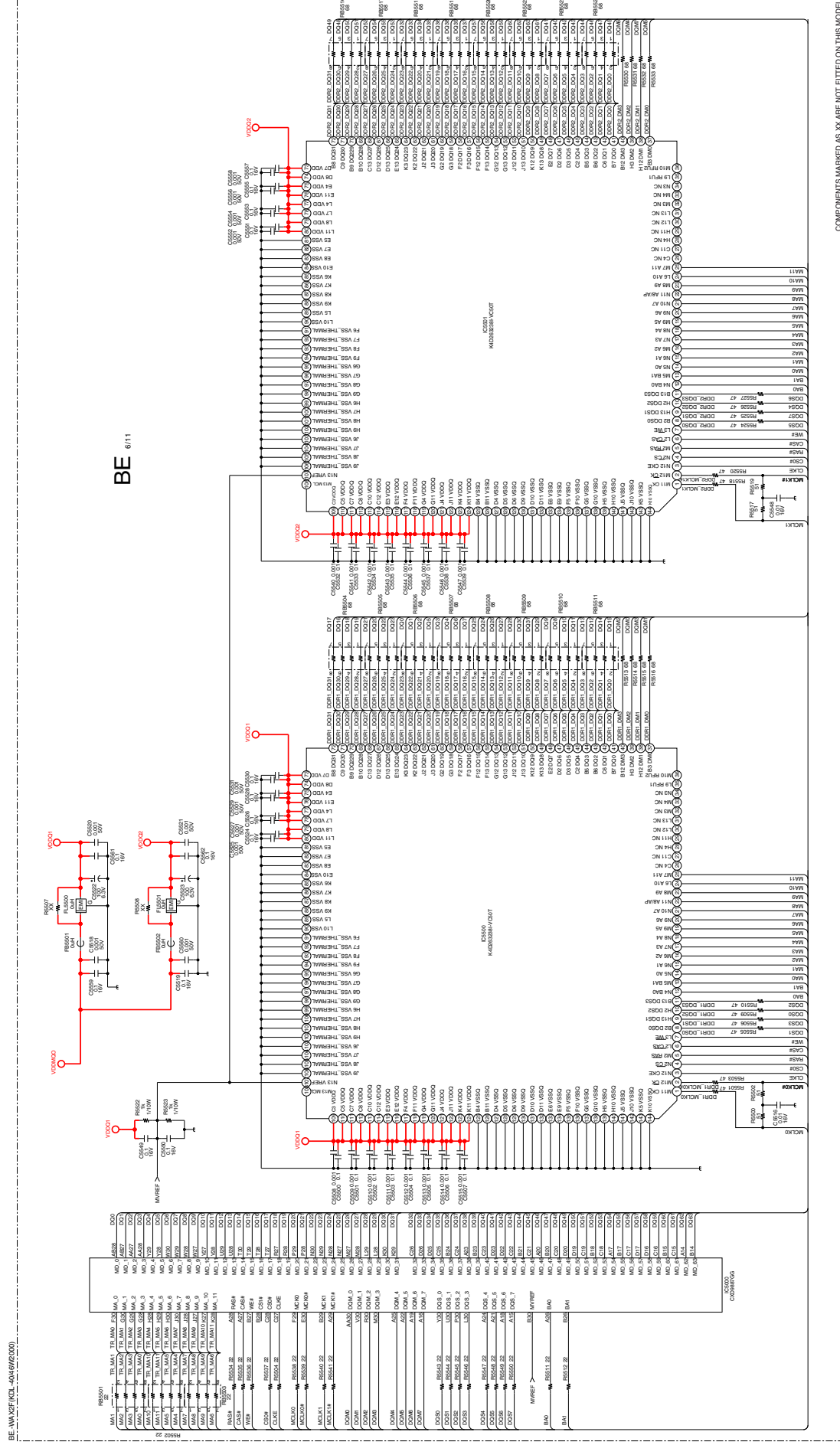
BE-VA32E(KD-104(W200))

BE 3/11

COMPONENTS MARKED AS XX ARE NOT FITTED ON THIS MODEL

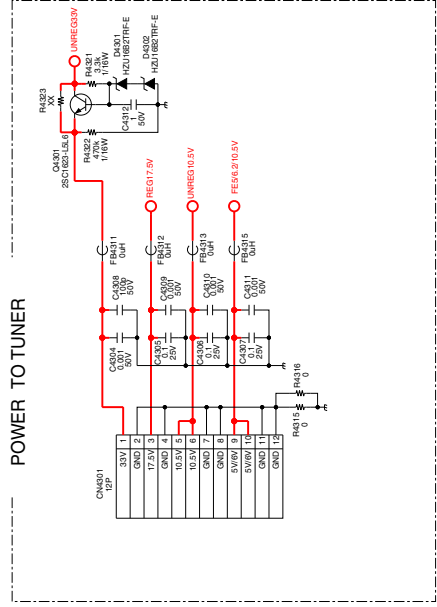
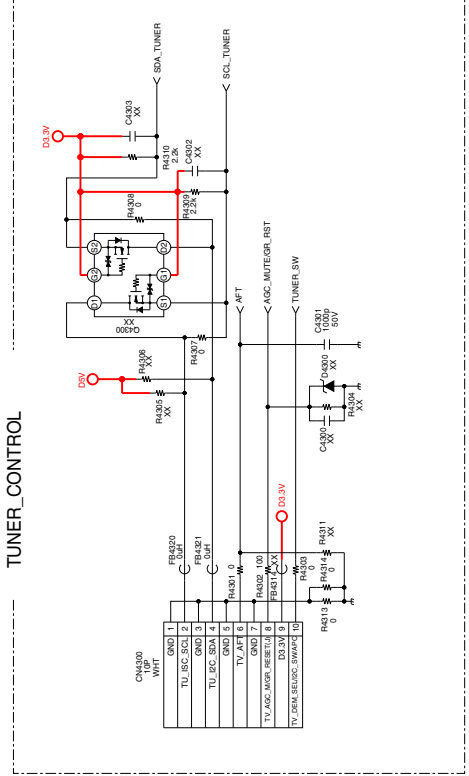
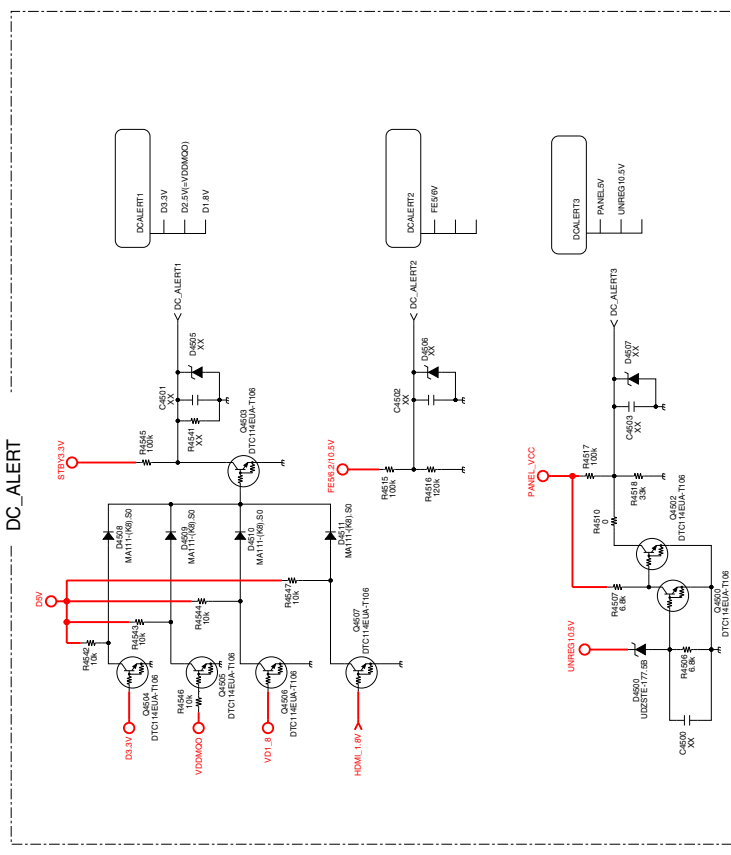
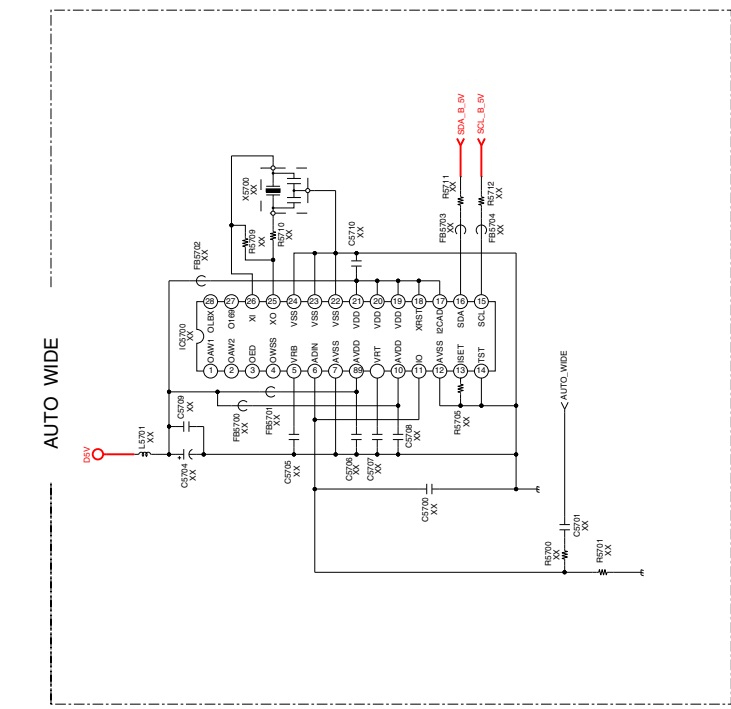


COMPONENTS MARKED AS XX ARE NOT FITTED ON THIS MODEL.



COMPONENTS MARKED AS XX ARE NOT FITTED ON THIS MODEL.

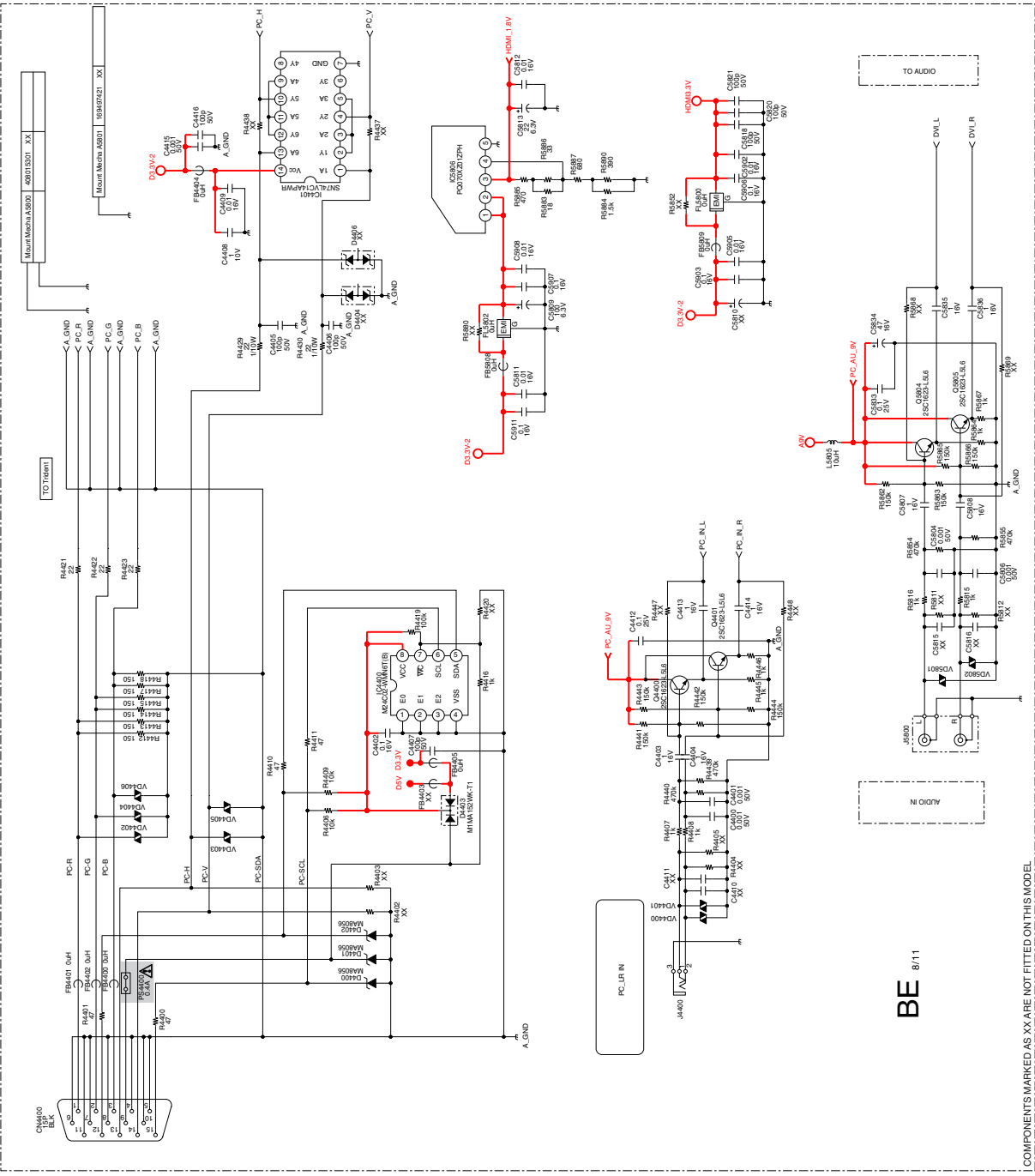
BE-MAIN2F (REV. 04/16/2000)



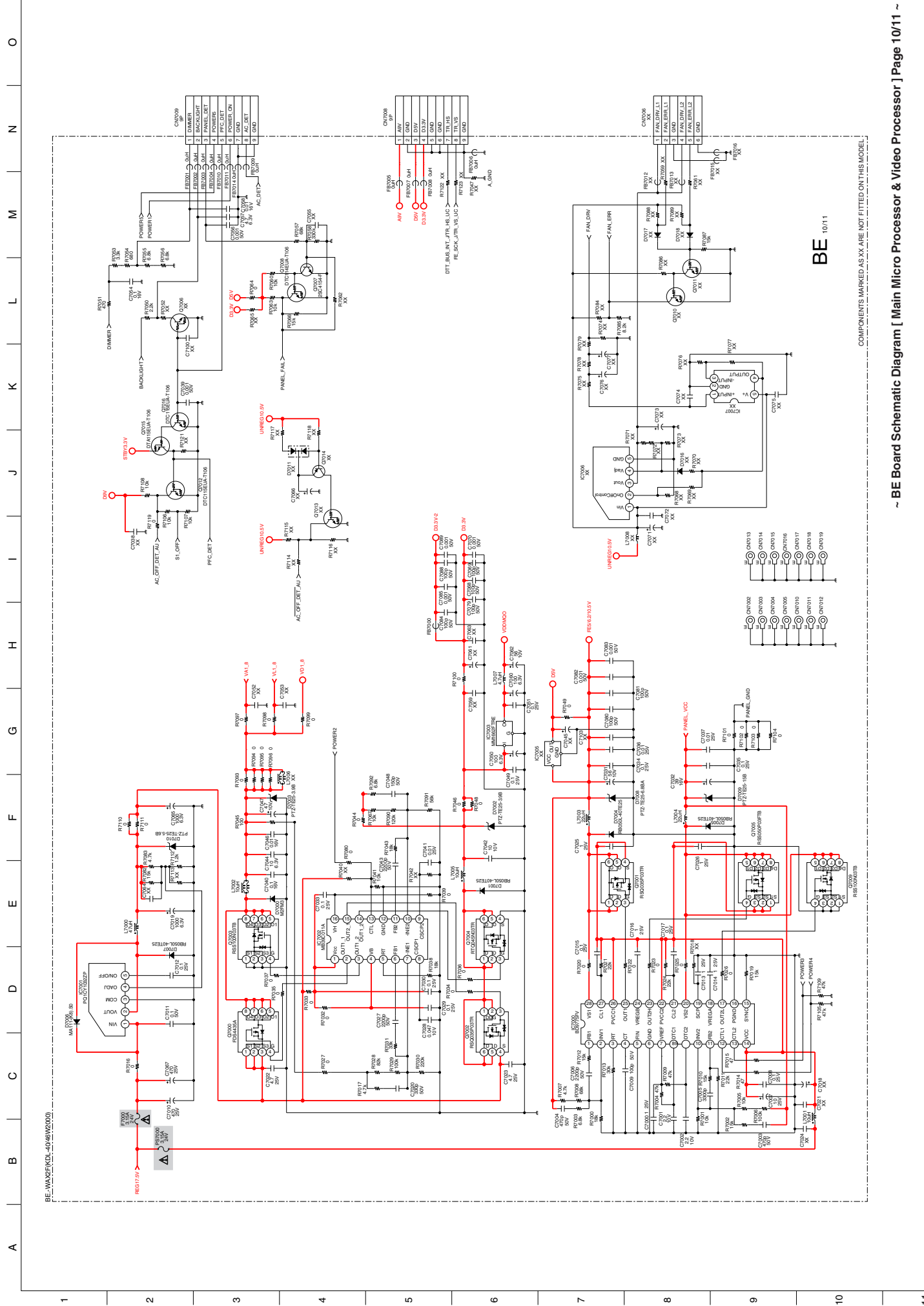
BE 7/11

COMPONENTS MARKED AS XX ARE NOT FITTED ON THIS MODEL

BE-WAX2F(KDL-40/46W2000)



COMPONENTS MARKED AS XX ARE NOT FITTED ON THIS MODEL.

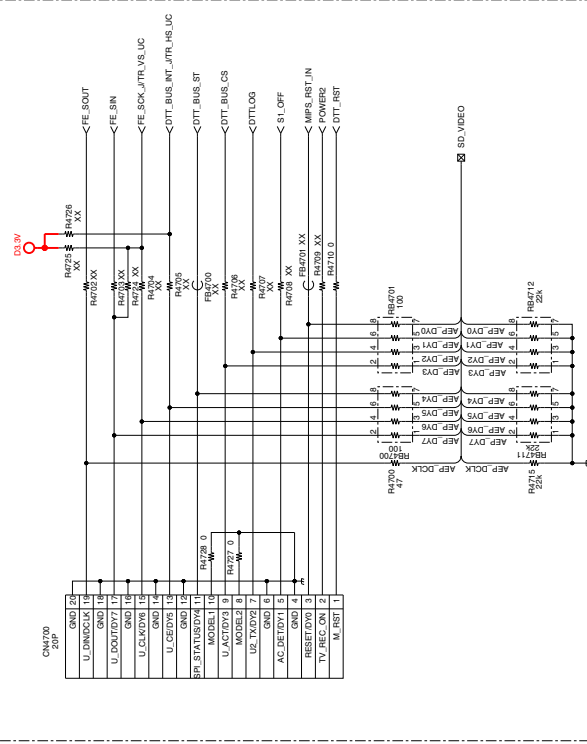


BE 10/11

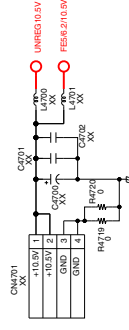
COMPONENTS MARKED AS XX ARE NOT FITTED ON THIS MODEL.

BE-WAX2FKDL-4046(W2000)

SYSTEM(I)/SD_VIDEO(AEP)

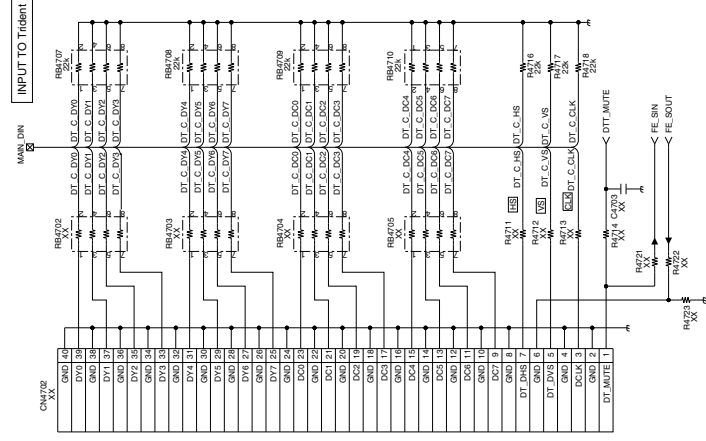


TO F/E POWER(J&U/C)



BE 11/11

FROM F/E HD_VIDEO(DIGITAL)



COMPONENTS MARKED AS XX ARE NOT FITTED ON THIS MODEL

A B C D E F G H I J K L M N O

1

2

3

4

5

6

7


8

9

10

11

~ BE Printed Wiring Board Conductor Side A ~



A B C D E F G H I J K L M N O

1

2

3

4

5

6

7

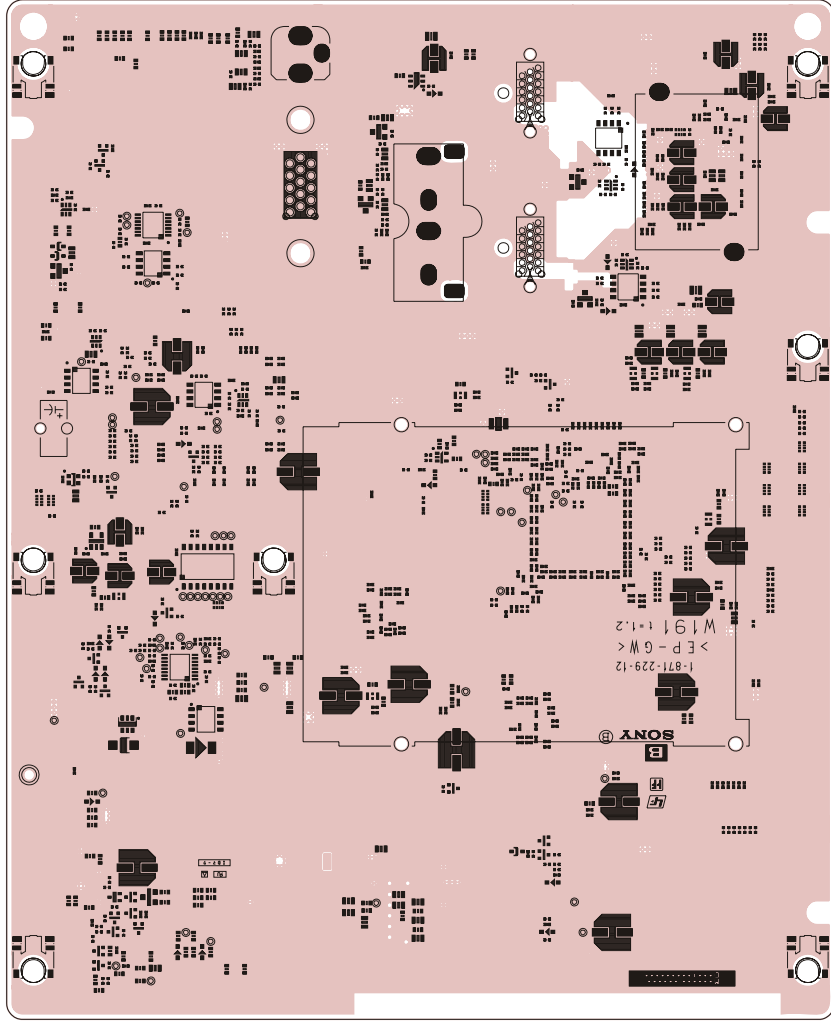
8

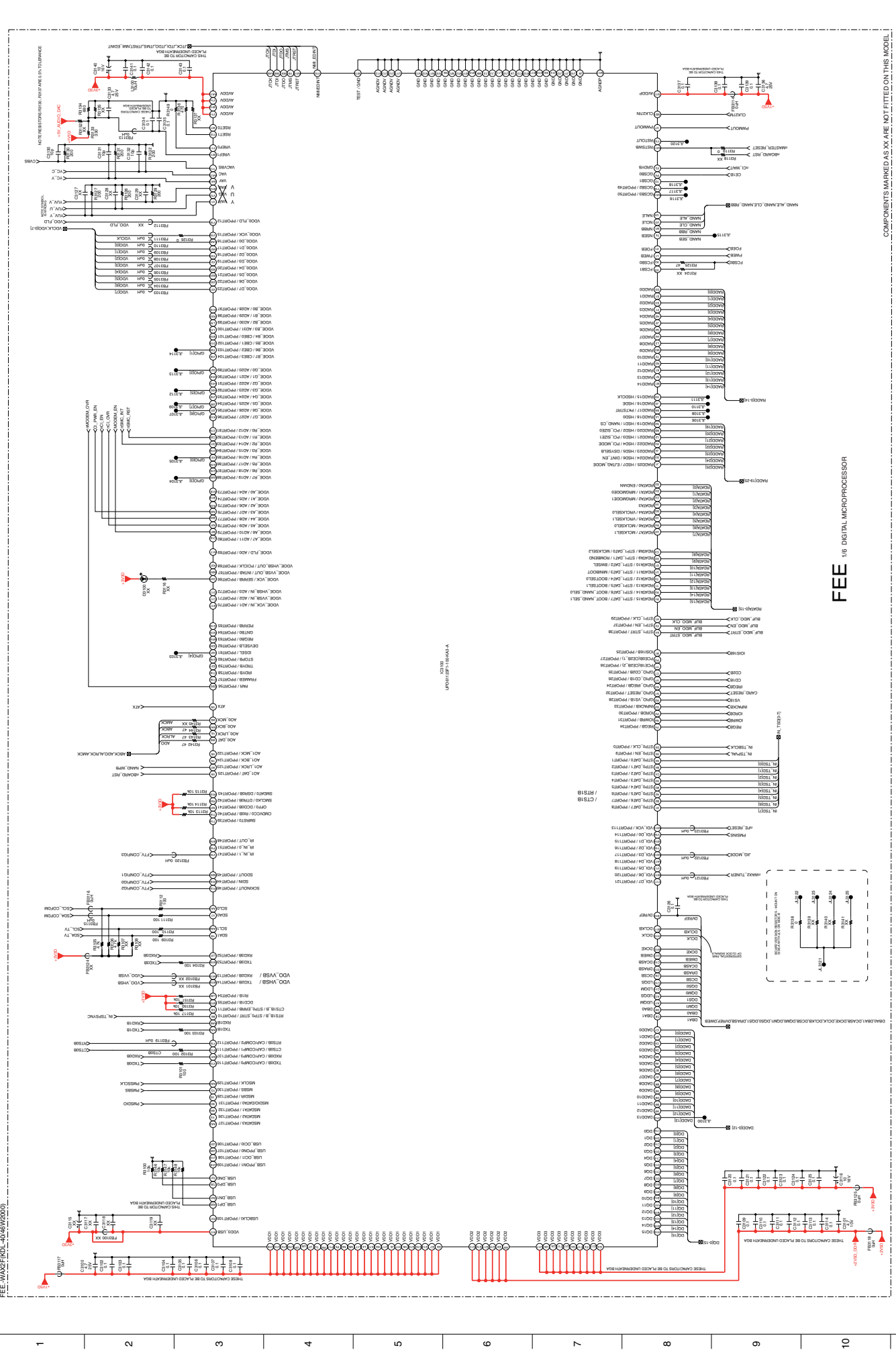
9


10

11

~ BE Printed Wiring Board Conductor Side B ~



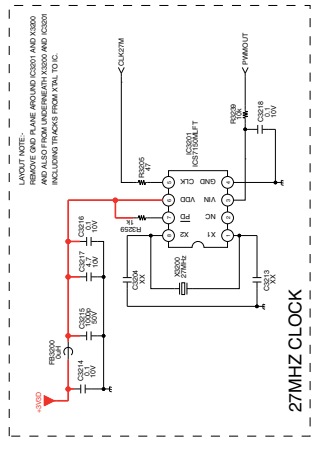




FEE-WA02F(DLL4046V2000)

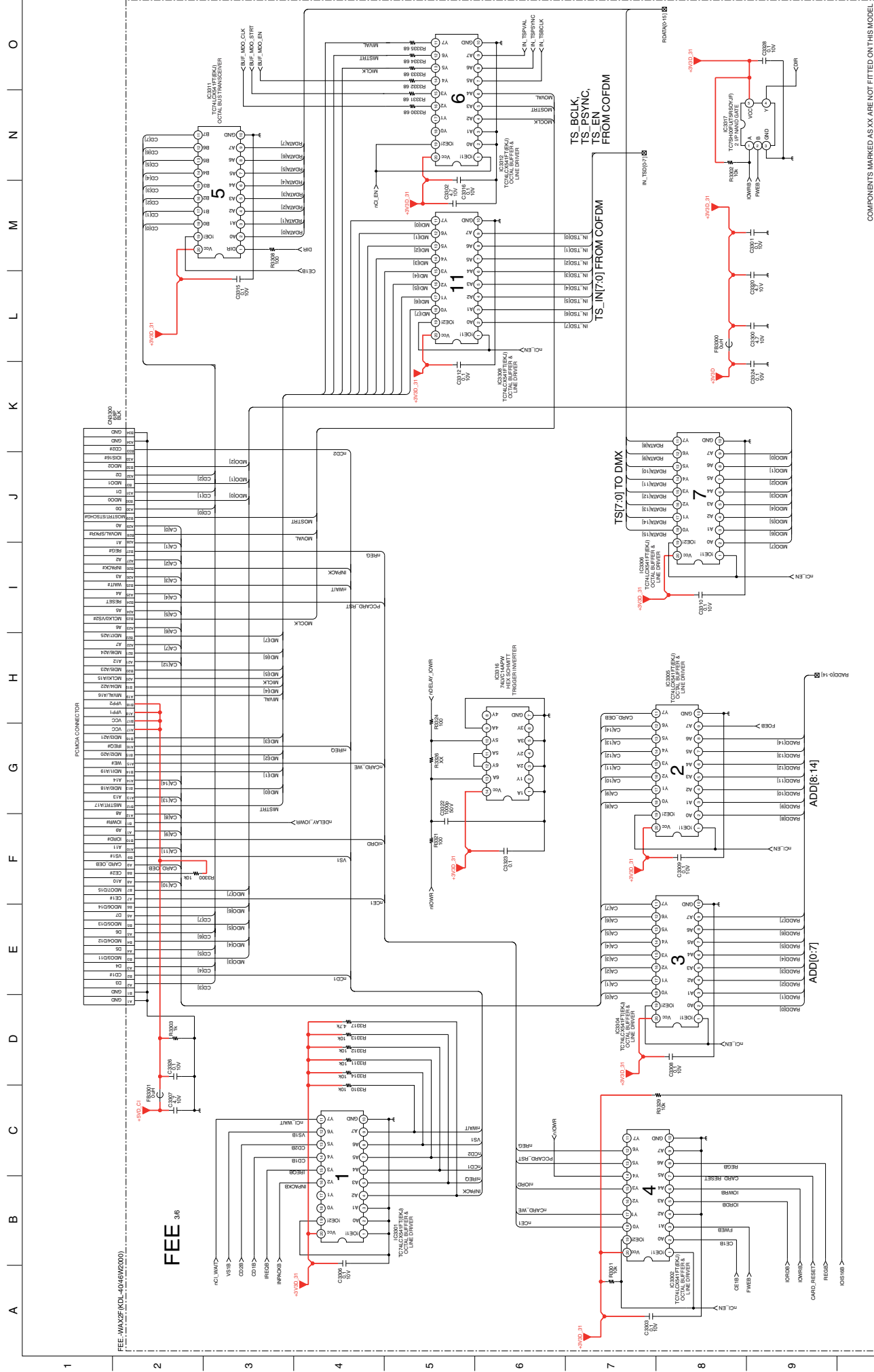
FEE 2.6

PLEASE PLACE COMPONENTS IN THIS BOX IN SAME AREA ON PWB

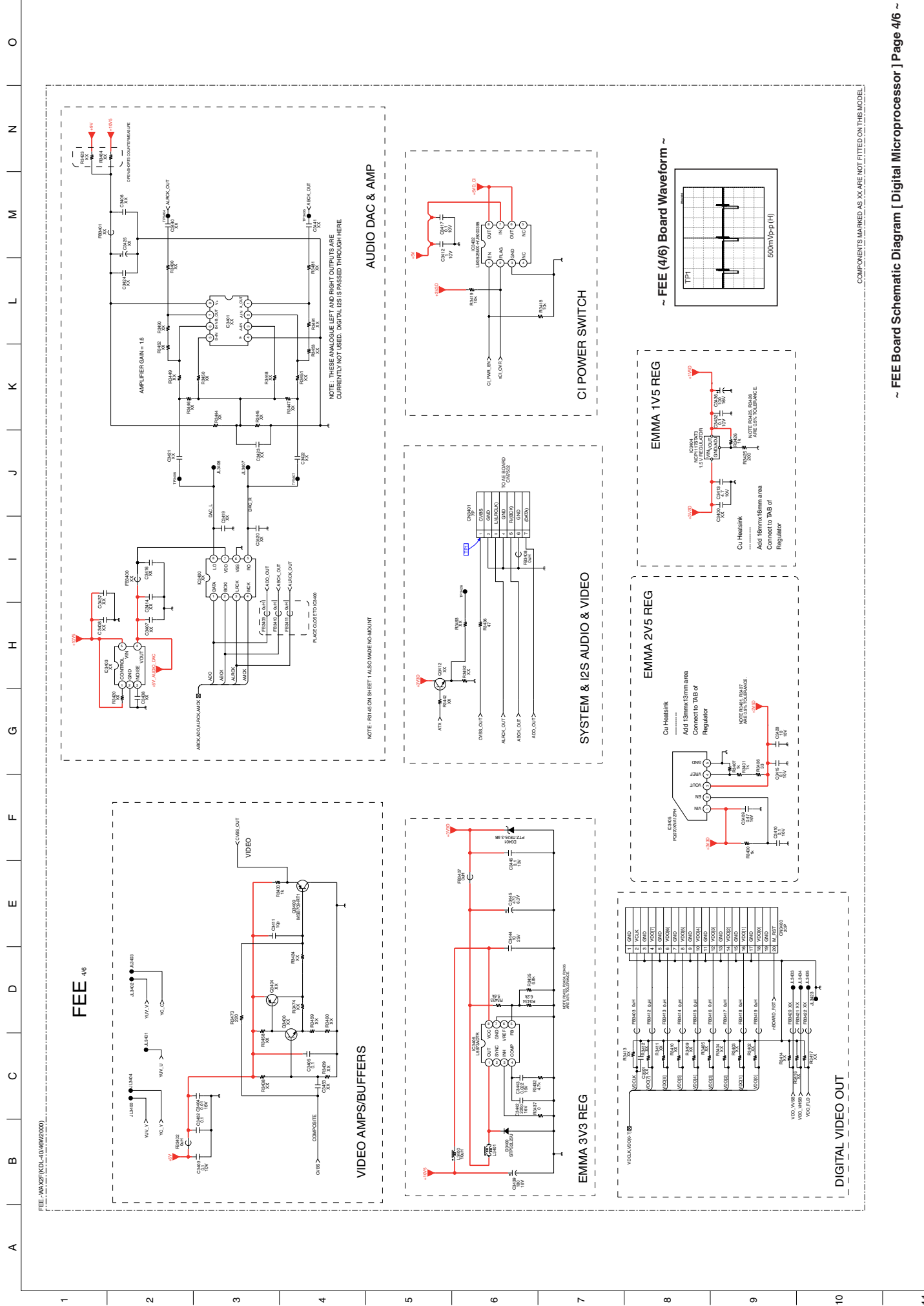


27MHZ CLOCK

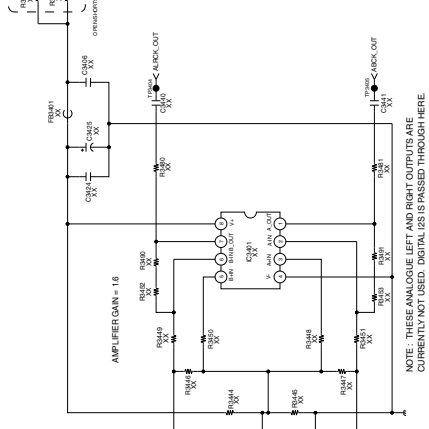
COMPONENTS MARKED AS 'XX' ARE NOT FITTED ON THIS MODEL



COMPONENTS MARKED AS XX ARE NOT FITTED ON THIS MODEL

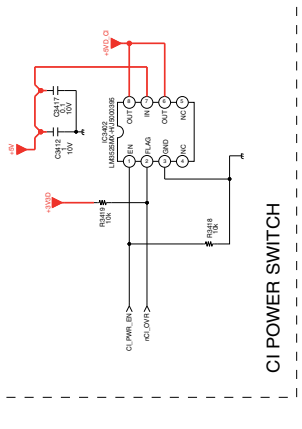


FEE 4/6

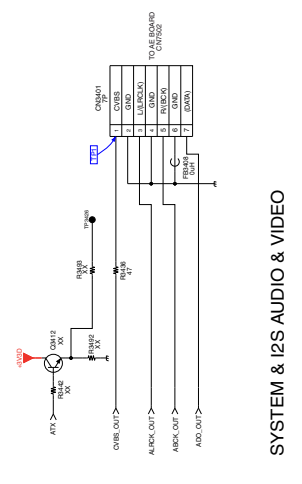


NOTE: THESE ANALOGUE LEFT AND RIGHT OUTPUTS ARE CURRENTLY NOT USED. DIGITAL I2S IS PASSED THROUGH HERE

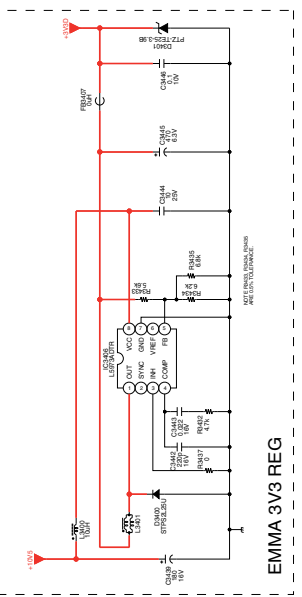
AUDIO DAC & AMP



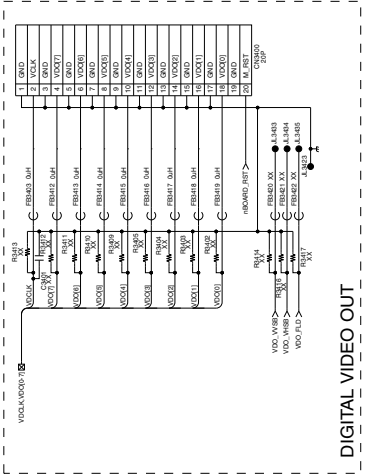
CI POWER SWITCH



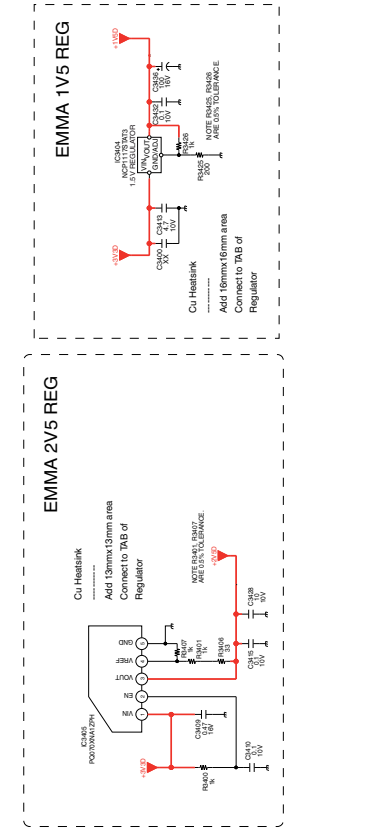
SYSTEM & I2S AUDIO & VIDEO



EMMA 3V3 REG

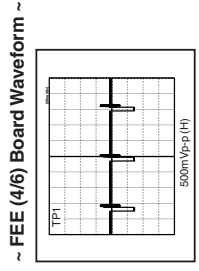


DIGITAL VIDEO OUT



EMMA 1V5 REG

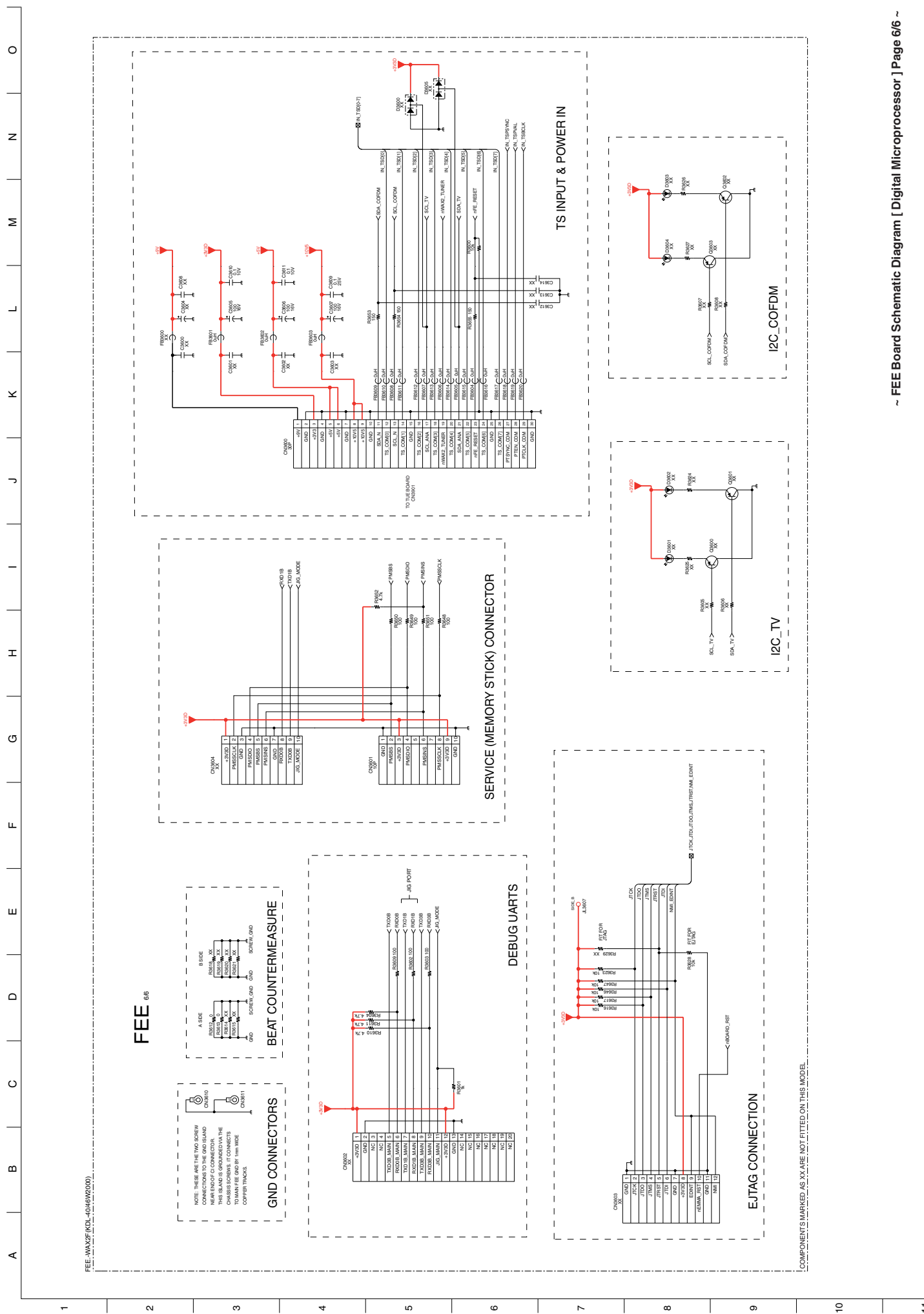
EMMA 2V5 REG



~ FEE (4/6) Board Waveform ~

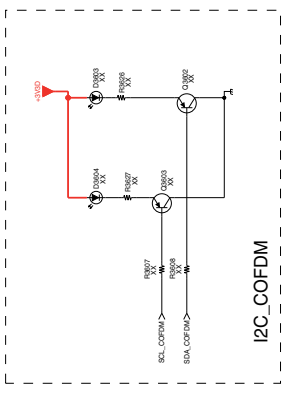
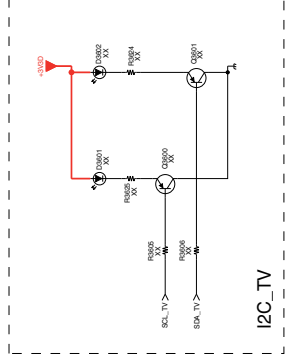
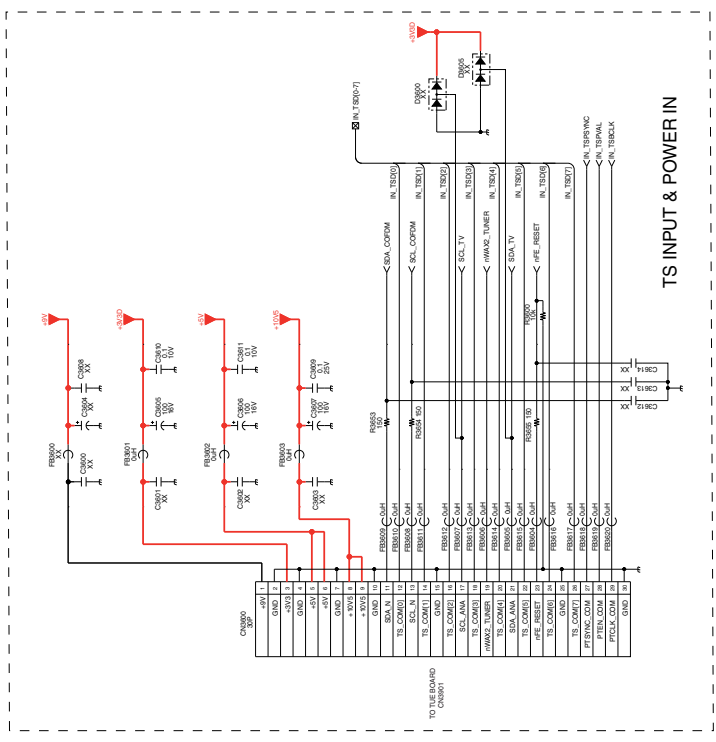
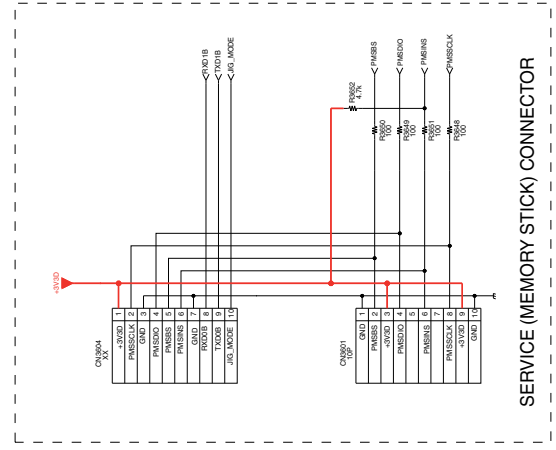
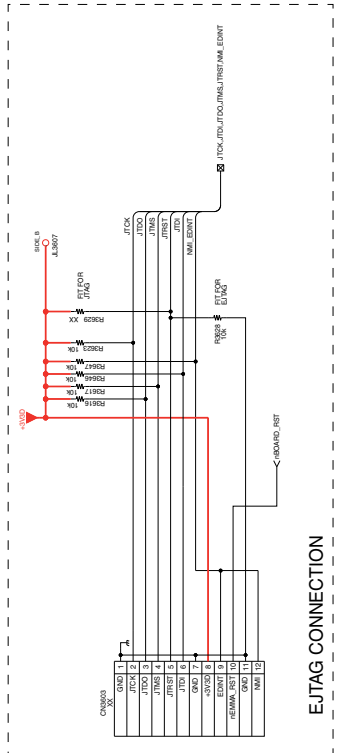
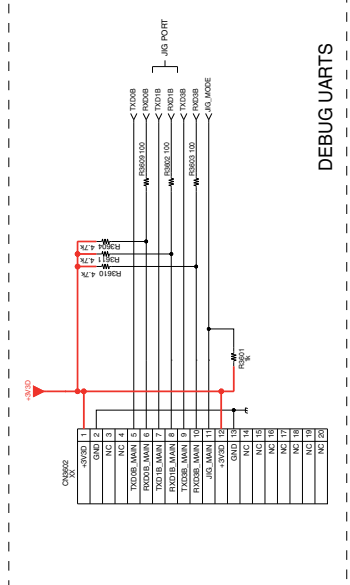
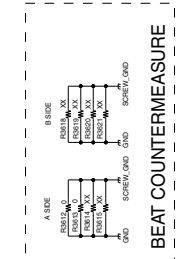
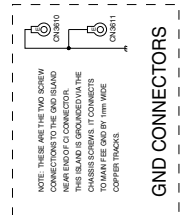
FEE-WX52F(K)-04(6/2020)

COMPONENTS MARKED AS XX ARE NOT FITTED ON THIS MODEL



FEE-WA2F(KCL-40)(REV2000)


FEE 66



COMPONENTS MARKED AS XX ARE NOT FITTED ON THIS MODEL.

A B C D E F G H I J K L M N O

~ FEE Printed Wiring Board Conductor Side A ~



~ FEE Board Semiconductor Voltage Table Side A ~

Ref	(a)(s)	(b)(g)	(c)(d)
C3409	1.0	0.3	0

~ FEE Board Semiconductor Location Table Side A ~

DIODE	IC	IC3206	C-2	IC3403	A-3	IC3501	D-2
D3400	F-4	IC3100	C-3	IC3404	A-2	TRANSISTOR	
D3503	D-2	IC3201	A-4	IC3406	F-4	Q3409	B-2


~ FEE Board IC Voltage Table Side A ~

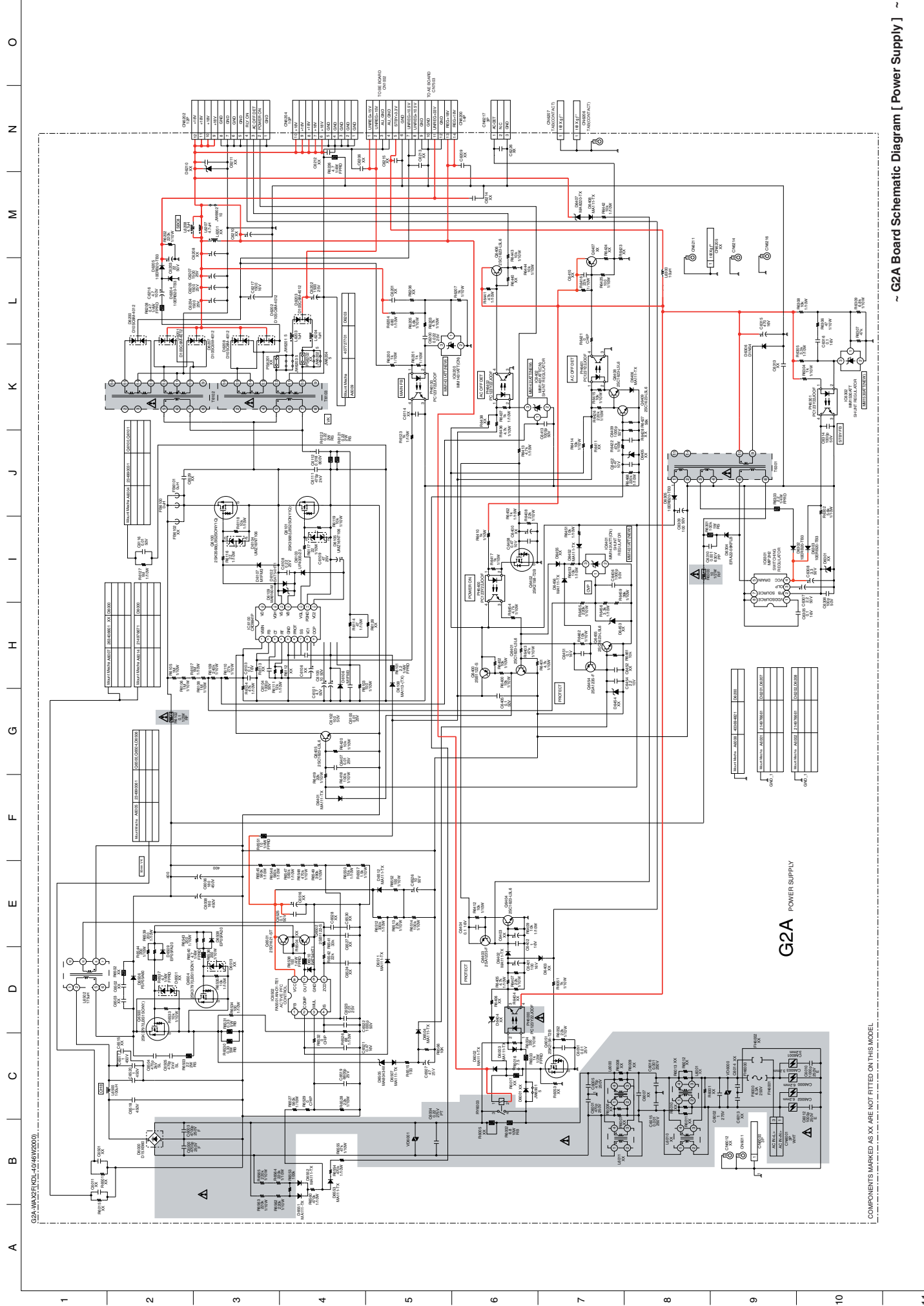
Ref No	Pin No	Volts (V)	Ref No	Pin No	Volts (V)	Ref No	Pin No	Volts (V)
IC3201	1	1.3	IC3404	8	1.9	IC3406	3	0
	2	0		1	3.3		4	1.0
	3	1.7		2	1.5		5	1.2
	4	0	IC3201	4	0		6	3.3
	5	1.7	IC3404	5	1.7		7	0
	6-7	3.3		6-7	3.3		8	13.0

~ FEE Board Semiconductor Location Table Side B ~

DIODE	IC	IC3306	C-8	IC3316	C-7	IC3405	B-8
D3401	B-10	IC3200	E-10	IC3317	C-8	TRANSISTOR	
D3600	C-10	IC3301	C-7	IC3400	F-9	Q3501	E-7
D3605	C-10	IC3302	C-8	IC3402	B-7	Q3502	D-7

~ FEE Printed Wiring Board Conductor Side B ~





G2A.WA.XF1(KOL-14)W1200L

G2A POWER SUPPLY

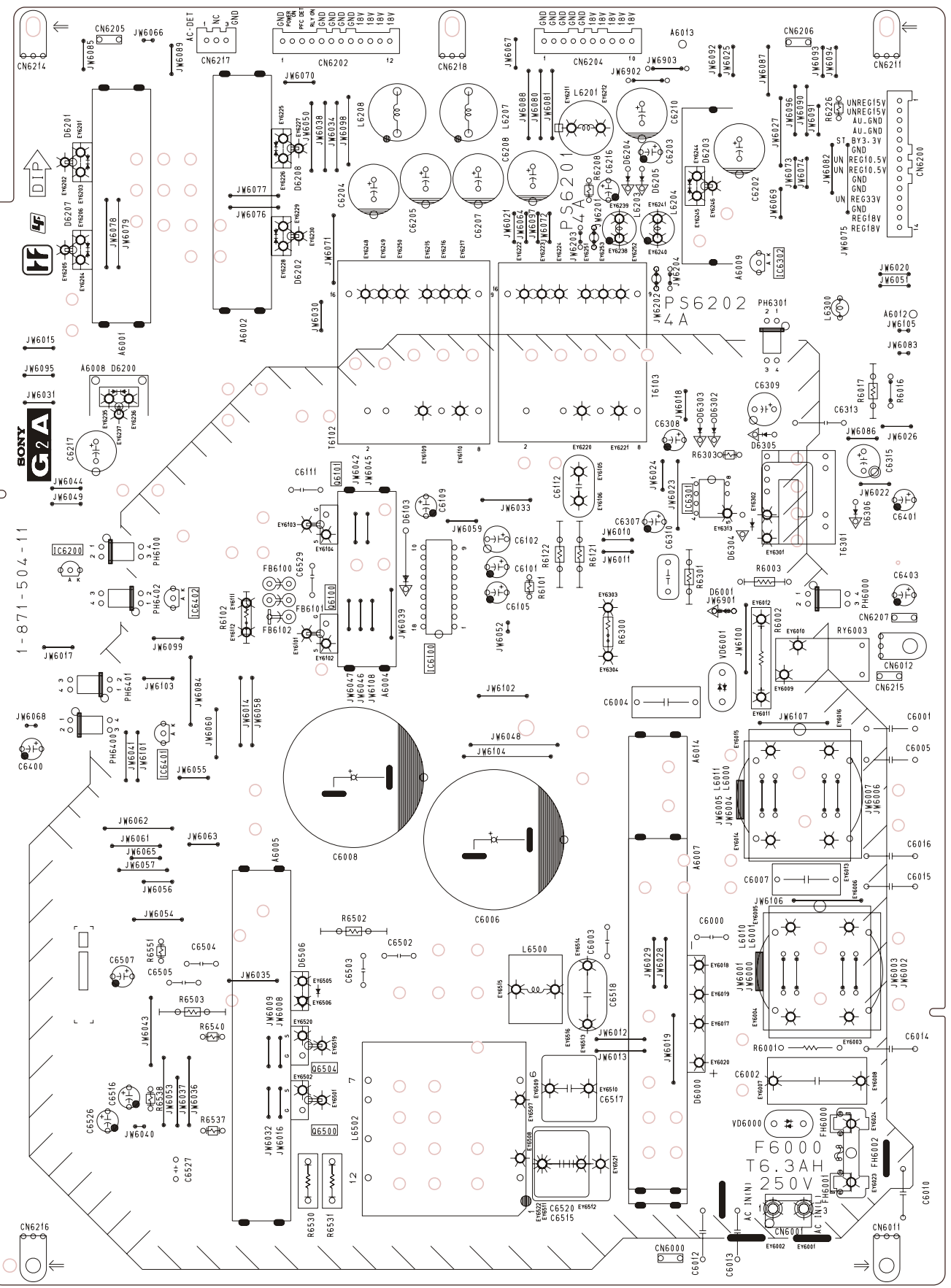
COMPONENTS MARKED AS XX ARE NOT FITTED ON THIS MODEL

~ G2A Board Schematic Diagram [Power Supply] ~

~ G2A Printed Wiring Board Conductor Side A ~

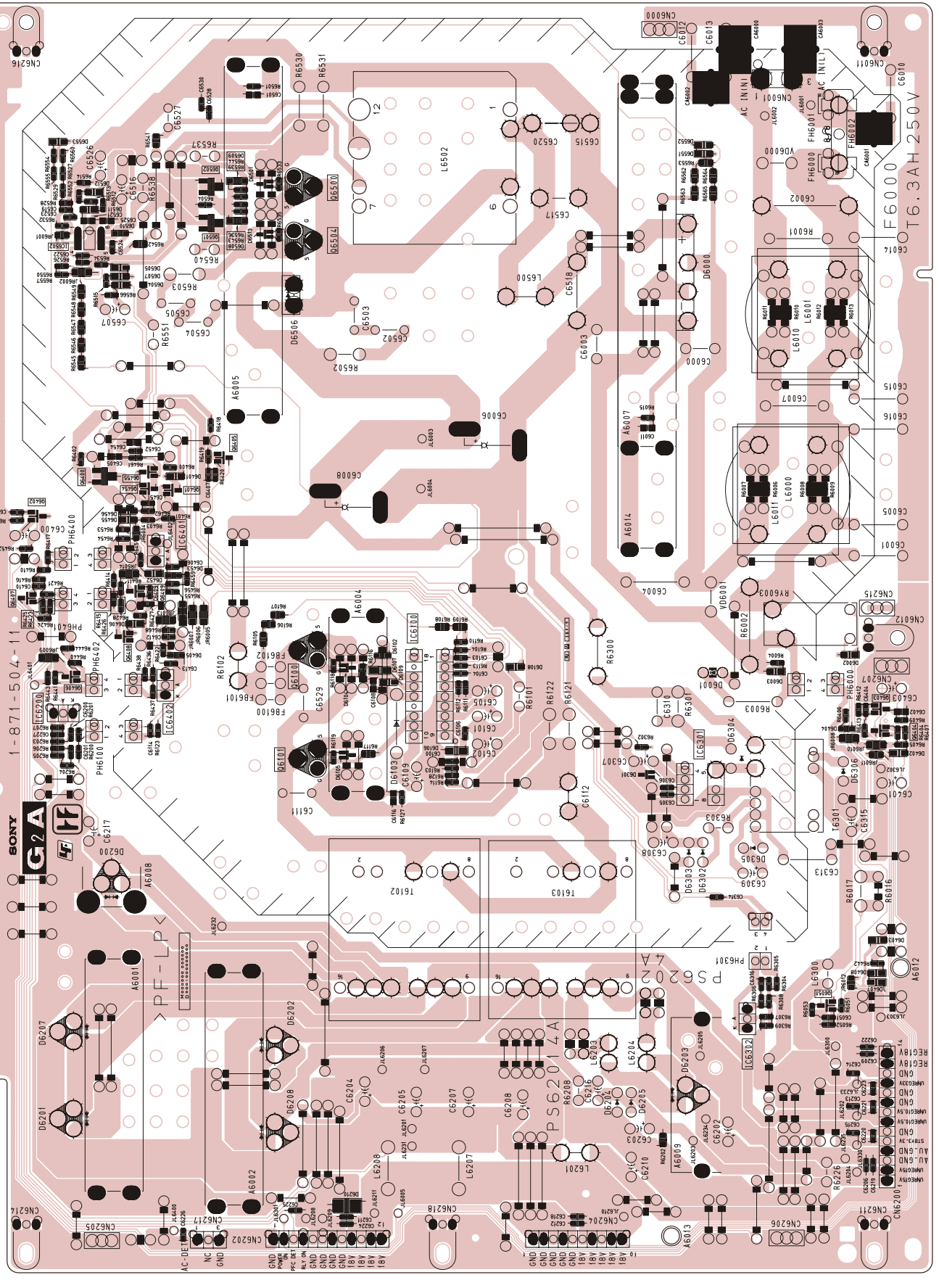
~ G2A Board Semiconductor Location Table Side A ~

DIODE	D6305	I-9
D6300	C-8	H-10
D6103	H-5	D-4
D6200	J-2	IC
D6201	M-2	H-2
D6202	K-4	I-8
D6203	L-8	K-9
D6204	L-7	F-3
D6205	K-8	H-3
D6207	L-2	TRANSISTOR
D6208	L-8	G6100
D6302	J-8	G6101
D6303	J-8	Q6500
D6304	H-6	Q6504



~ G2A Board Semiconductor Location Table Side B ~

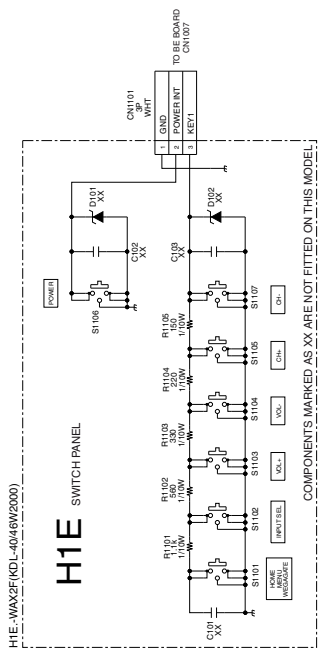
D6000	K-8	D6507	K-3
D6002	G-10	D6508	K-3
D6003	G-9	D6510	L-2
D6102	G-5	D6511	L-2
D6103	F-5	D6512	L-2
D6104	G-5	D6551	L-8
D6105	F-5	D6552	L-8
D6106	F-5		
D6107	G-5	IC6100	G-5
D6108	G-6	IC6200	G-2
D6200	E-2	IC6301	F-8
D6201	B-2	IC6302	G-9
D6202	C-4	IC6401	H-3
D6203	C-8	IC6402	F-3
D6204	B-7	IC6502	K-2
D6205	B-8		
D6207	C-2	TRANSISTOR	
D6208	B-4	CG051	C-10
D6302	E-8	CG100	G-4
D6303	E-8	CG101	F-4
D6304	F-9	CG400	I-2
D6305	E-9	CG401	I-3
D6306	F-10	CG402	I-2
D6401	I-3	CG403	F-10
D6402	F-10	CG404	F-10
D6403	D-10	CG405	I-3
D6404	D-10	CG406	G-2
D6408	D-10	CG454	I-2
D6452	H-3	CG455	I-2
D6456	I-2	CG500	L-4
D6504	K-3	CG501	K-3
D6505	K-3	CG502	L-3
D6506	J-4	CG504	K-4



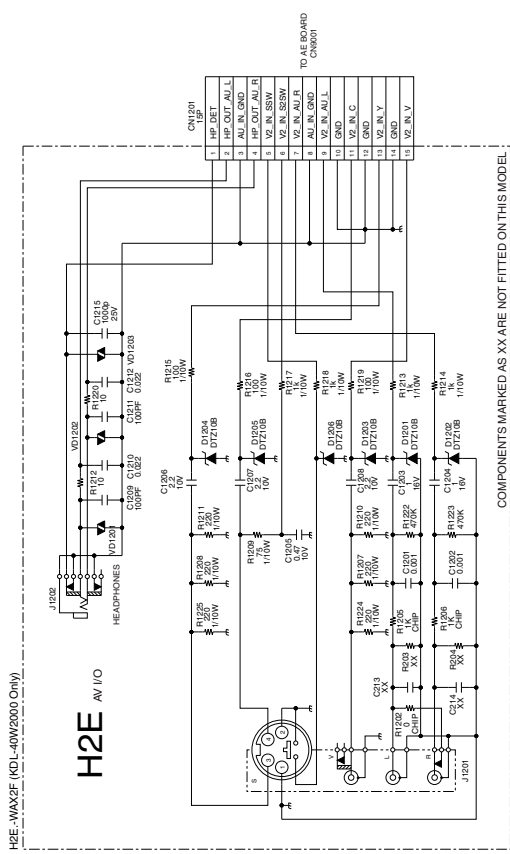
~ G2A Printed Wiring Board Conductor Side B ~

A B C D E F G H I J K L M N O

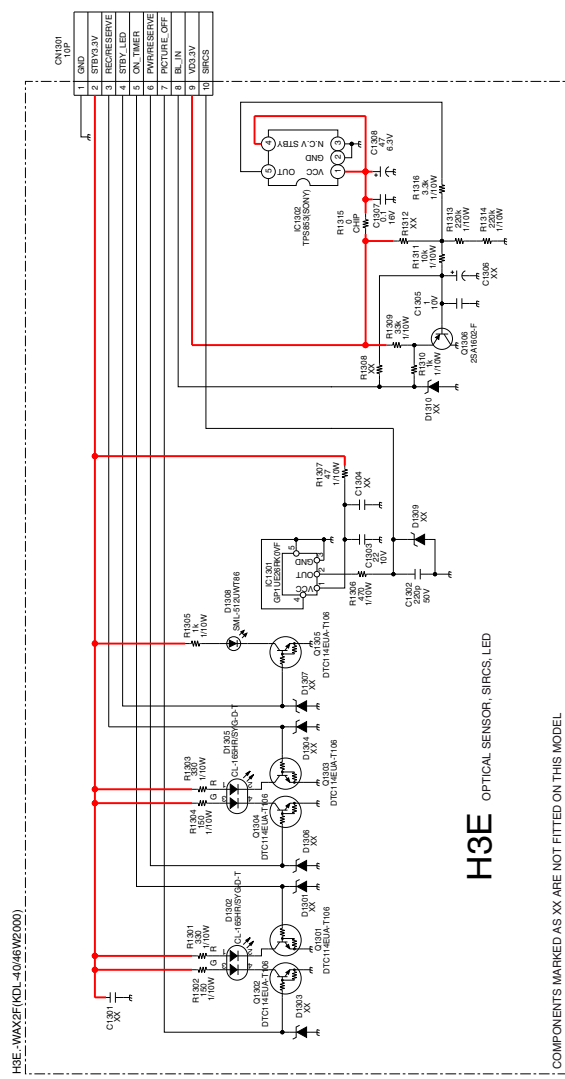
~ H1E Board Schematic Diagram [Switch Panel] ~



~ H2E Board Schematic Diagram [AV I/O] ~

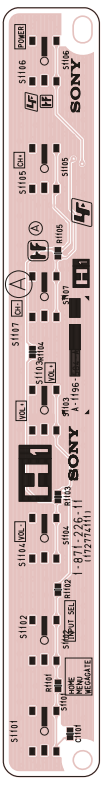


~ H3E Board Schematic Diagram [Optical Sensor, Sircs, Led] ~



1

~ H1E Printed Wiring Board Conductor Side A ~



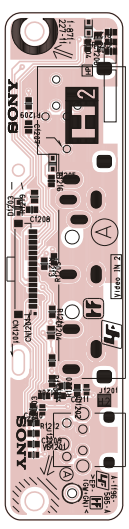
2

~ H1E Printed Wiring Board Conductor Side B ~

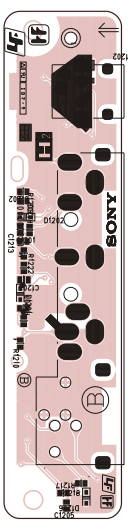


3

~ H2E Printed Wiring Board Conductor Side A ~

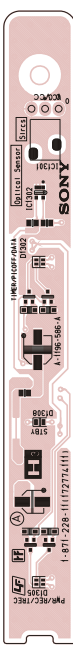


~ H2E Printed Wiring Board Conductor Side B ~

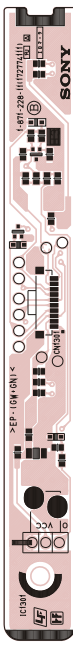


6

~ H3E Printed Wiring Board Conductor Side A ~

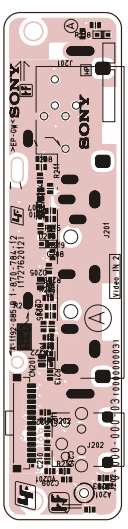


~ H3E Printed Wiring Board Conductor Side B ~

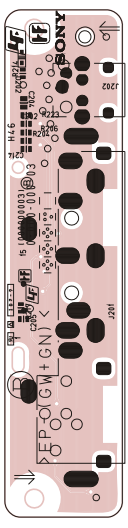


8

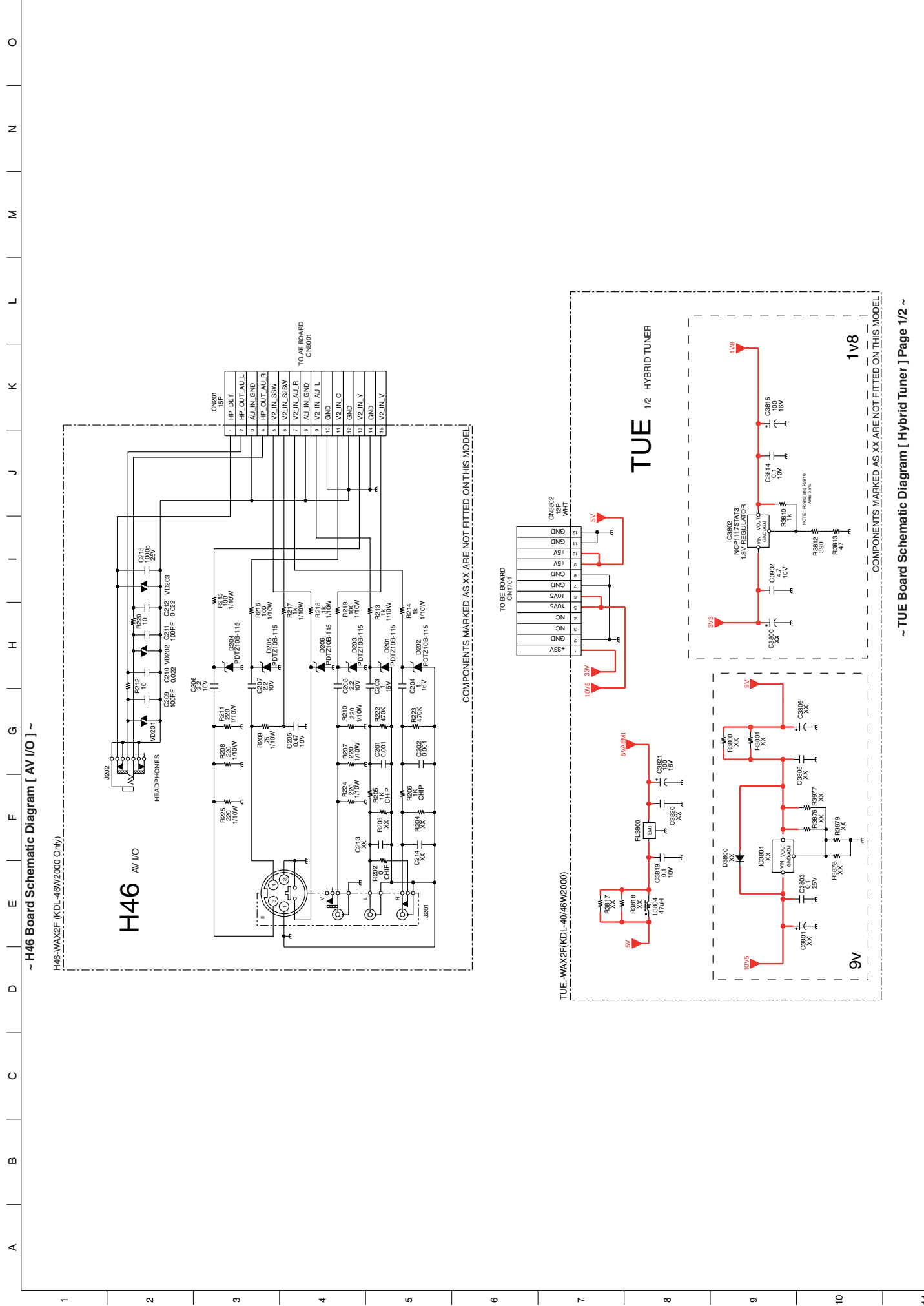
~ H46 Printed Wiring Board Conductor Side A ~



~ H46 Printed Wiring Board Conductor Side B ~



11

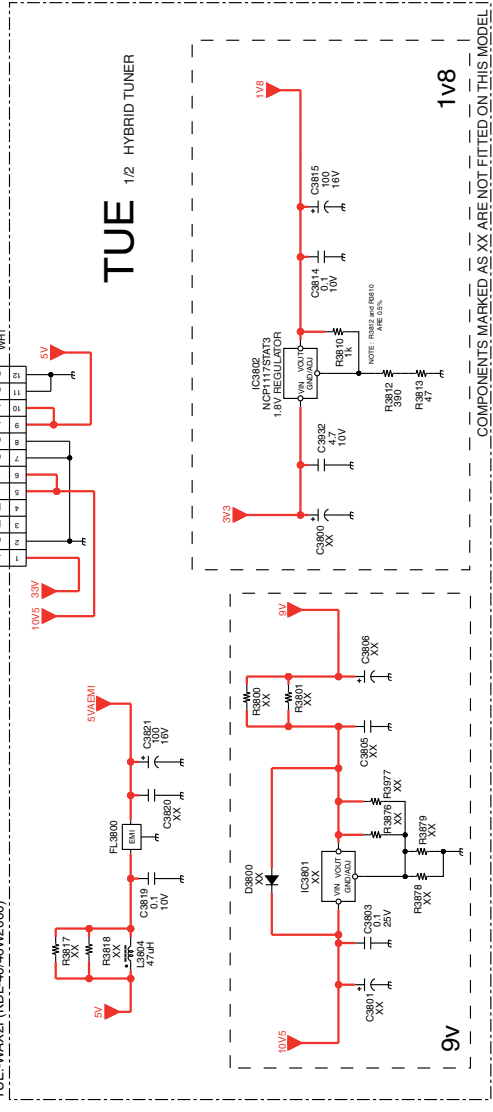


~ H46 Board Schematic Diagram [AV I/O] ~

H46 AV I/O

COMPONENTS MARKED AS XX ARE NOT FITTED ON THIS MODEL

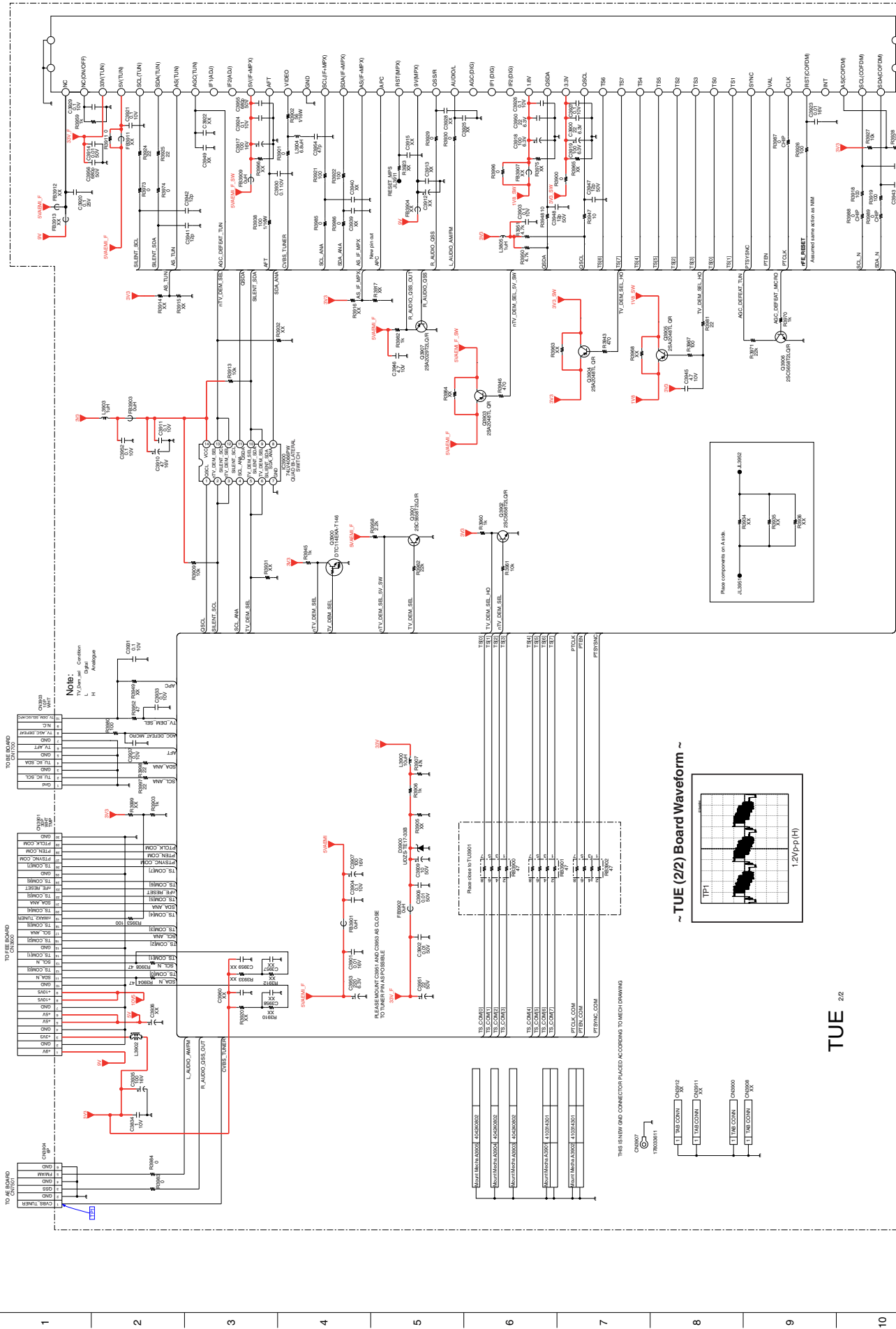
TUE-WAX2F(KDL-40/46/V2000)



TUE 1/2 HYBRID TUNER

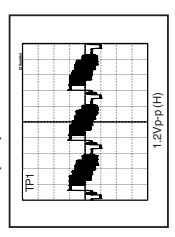
COMPONENTS MARKED AS XX ARE NOT FITTED ON THIS MODEL

~ TUE Board Schematic Diagram [Hybrid Tuner] Page 1/2 ~

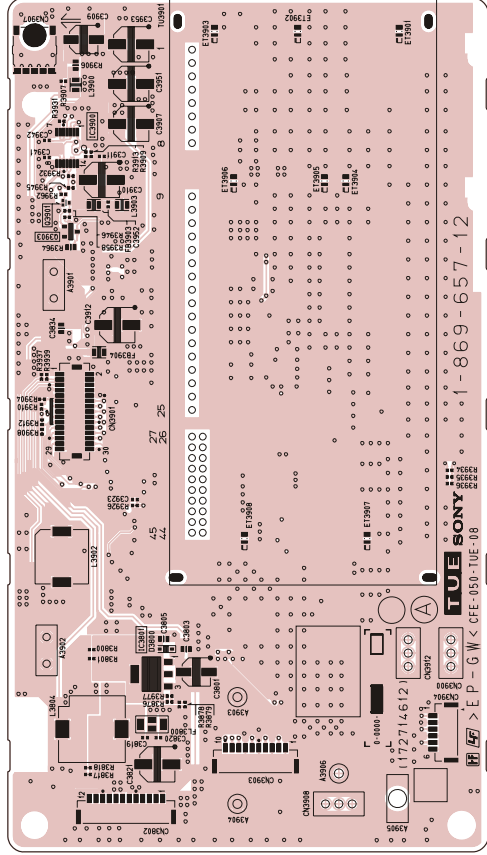


TUE 22

~TUE (2/2) Board Waveform ~



~ TUE Printed Wiring Board Conductor Side A ~



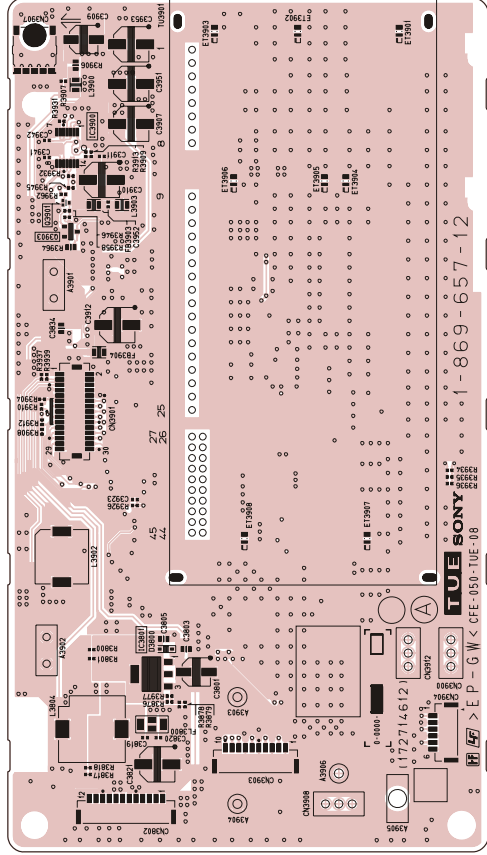
~ TUE Board Semiconductor Location Table Side A ~

IC		TRANSISTOR	
IC3900	G - 3	Q3901	G - 2
		Q3903	F - 2

~ TUE Board Semiconductor Voltage Table Side A ~

Ref	(e)(e)	(b)(g)	(c)(d)
Q3900	0	3.2	0
Q3901	0	0.7	0
Q3903	4.9	4.2	4.9

~ TUE Printed Wiring Board Conductor Side B ~




~ TUE Board IC Voltage Table Side A ~

Ref No	Pin No	Volts (V)	Ref No	Pin No	Volts (V)
IC3900	1-4	3.3	IC3900	8-11	3.3
	5-6	3.2		12-13	0
	7	0		14	3.3

~ TUE Board Semiconductor Location Table Side B ~

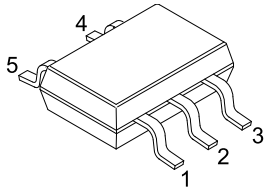
DIODE		TRANSISTOR	
D3900	B - 8	Q3900	C - 8
		Q3902	F - 9
IC3902	F - 10	Q3904	F - 10
		Q3905	E - 10
		Q3906	C - 8
		Q3907	D - 9

~ TUE Board Semiconductor Voltage Table Side B ~

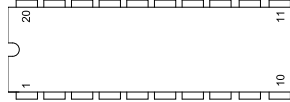


4-4. SEMICONDUCTORS

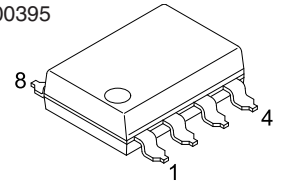
74LVC14APW
74LVC4066PW
74LVC541APW



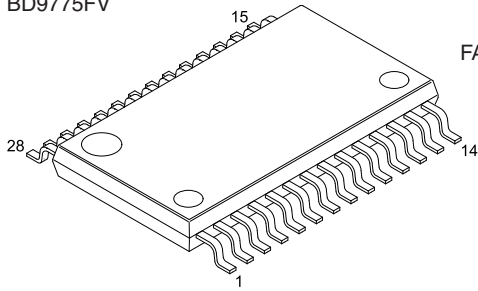
74LVT245PW-T



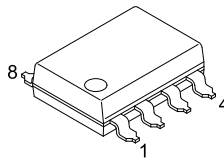
LM3525MX-H/J5000395



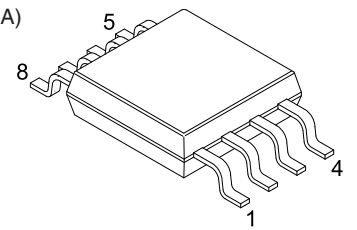
BD9775FV



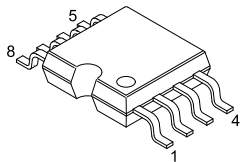
FA5501AN-D1-TE1



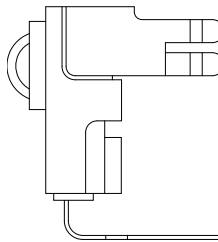
LM393DT (A)



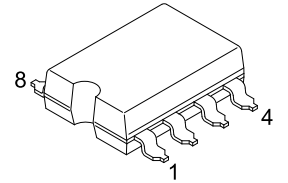
BR24L02F-WE2



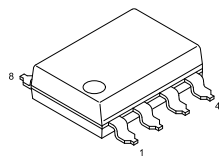
GP1UE26RK0VF



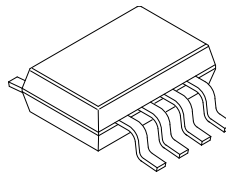
M24256-BWMN6T



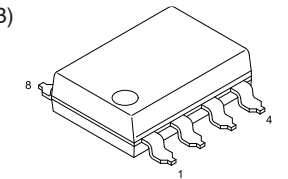
CS4335-KSZR



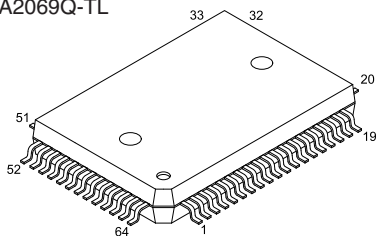
ICS7150MLFT



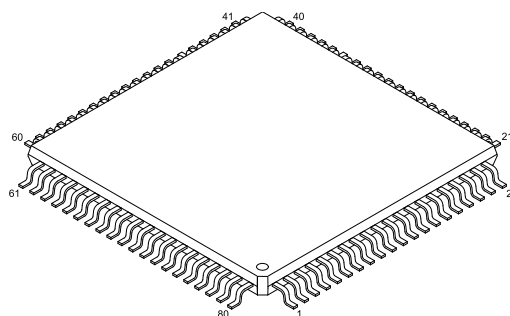
M24C02-WMN6T(B)



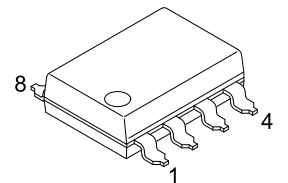
CXA2069Q-TL



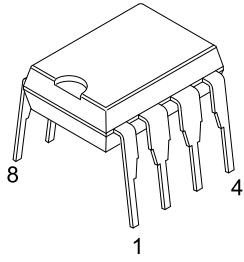
MSP4410K-QA-D6-501



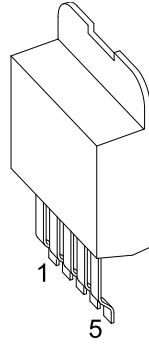
TMP75AIDR



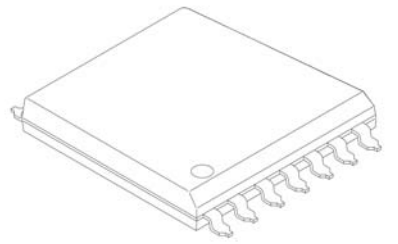
MIP2H2



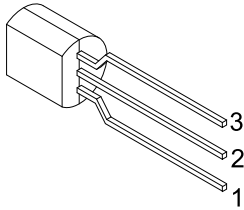
PQ070XNA1ZPH



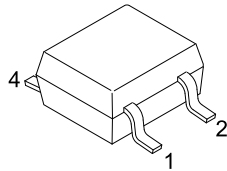
SN74CBTLV3245APWR



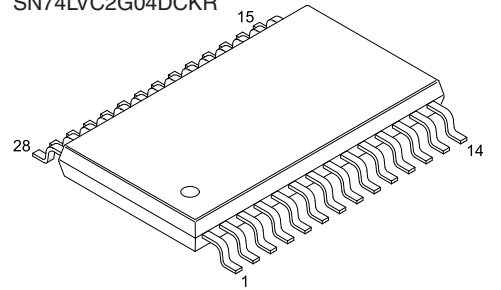
MM1431ATT(CN)
MM1530ATT



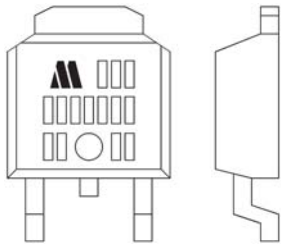
PST3629UL



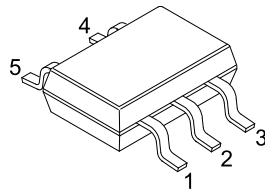
SN74LV132APWR
SN74LVC2G04DCKR



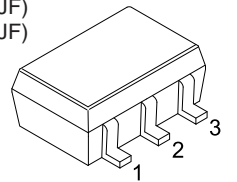
MM1662FTRE



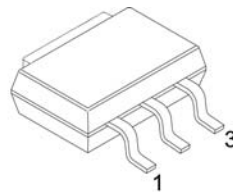
S-1132B18-M5T1G



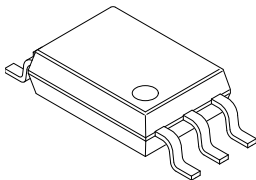
TC7SH00FU (T5RSOYJF)
TC7SH86FU (T5RSOYJF)



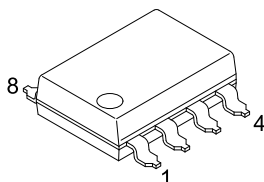
NCP1117STAT3



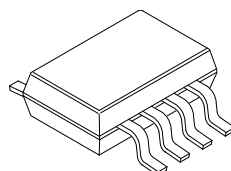
NJM3414AV(TE2)



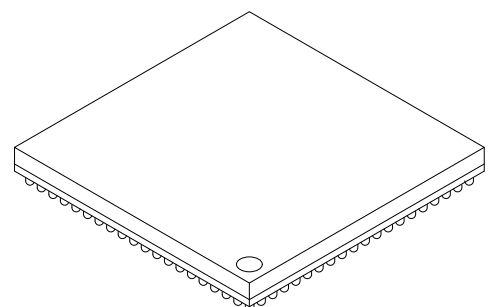
NJM4558V-TE2



S-35390A-J8T1G



UDP61123F1-100-KA3-A



SECTION 5 EXPLODED VIEWS

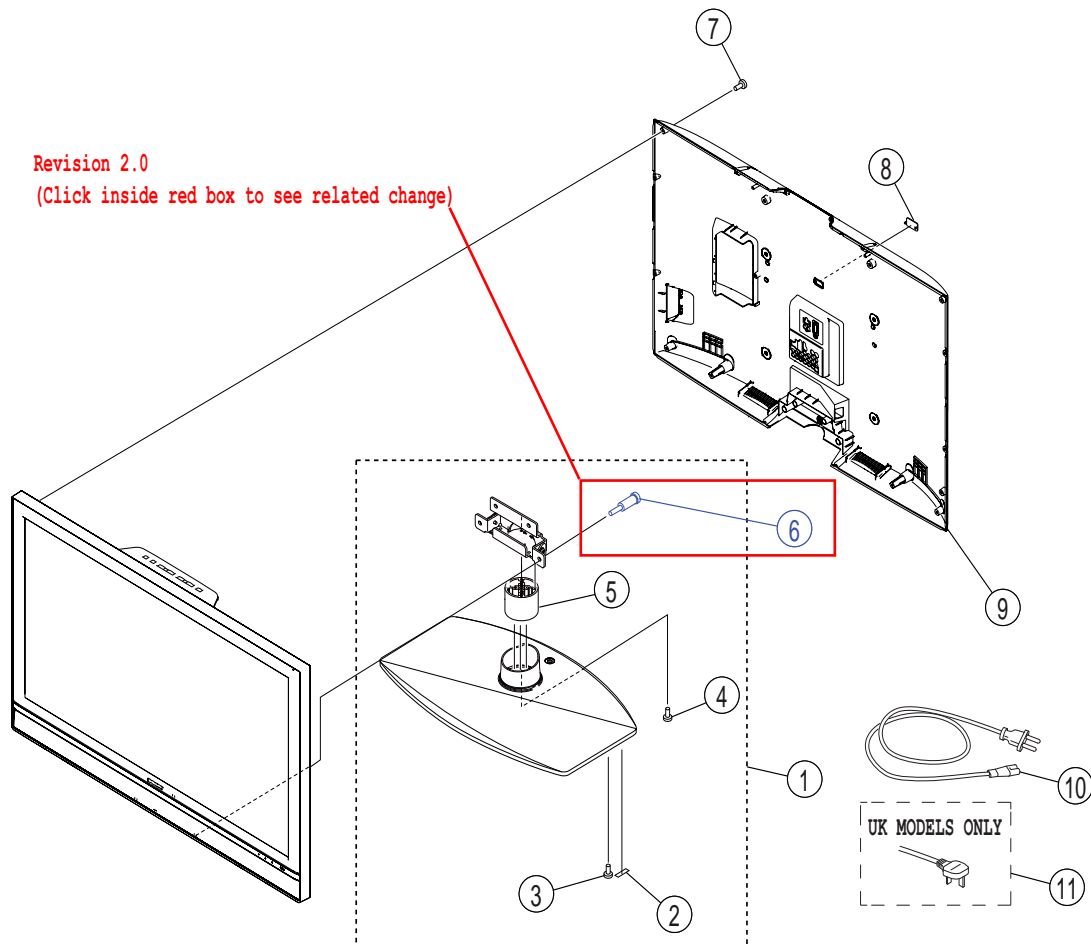
NOTE :

- Items with no part number and no description are not stocked because they are seldom required for routine service.
- The construction parts of an assembled part are indicated with a collation number in the remarks column.
- Items marked “*” are not stocked since they are seldom required for routine service. Some delay should be anticipated when ordering these items.

Note : Les composants identifiés par une trame et par une marque Δ sont d'une importance critique pour la sécurité. Ne les remplacer que par des pièces du numéro spécifié.

Note : The components identified by shading and marked Δ are critical for safety. Replace only with the part numbers specified in the parts list.

5-1. REAR COVER AND STAND ASSEMBLY



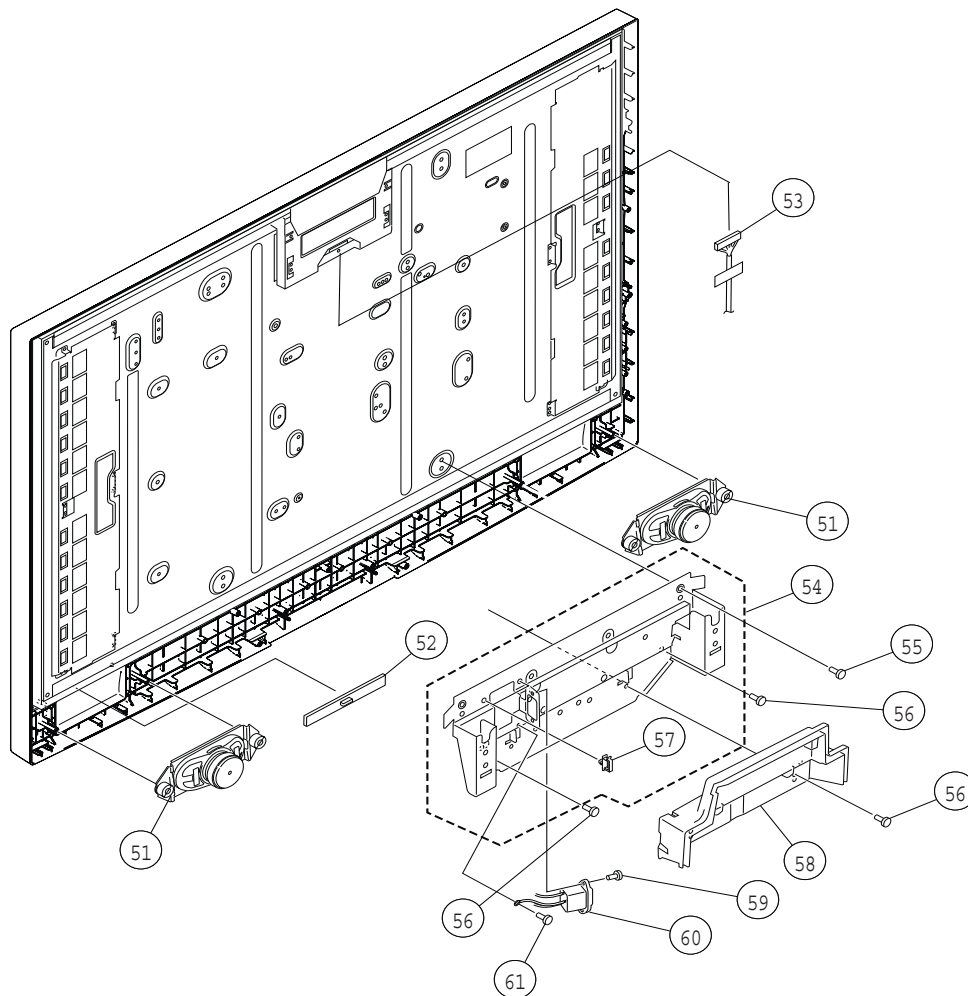
REF.NO.	PART.NO	DESCRIPTION	REMARK	REF.NO.	PART.NO	DESCRIPTION	REMARK
1	X-2149-932-1	STAND ASSY (ML) (KDL-40W2000)	2-5	7	2-580-640-01	SCREW, +BVTP2 4X16	
	X-2149-690-1	STAND ASSY (L) (KDL-46W2000)		8	2-664-636-11	COVER, ECS	
2	2-675-191-02	FOOT		9	X-2148-134-1	COVER, REAR ASSY (40) (KDL-40W2000)	
3	2-580-647-01	SCREW, +KTP2 4X12			X-2148-135-2	COVER, REAR ASSY (46) (KDL-46W2000)	
4	2-689-628-01	SCREW, (B) 5X30		10	Δ 1-830-611-11	POWER-SUPPLY CORD (AEP)	
5	*2-682-046-01	NECK (L)		11	Δ 1-830-609-11	AC POWER-SUPPLY CORD SET (UK)	
6	X-2149-374-1	JOINT, STAND ASSY					

Revision 2.0
(Click inside red box to see related change)

Note : Les composants indentifiés par une trame et par une marque Δ sont d'une importance critique pour la sécurité. Ne les remplacer que par des pièces du numéro spécifié.

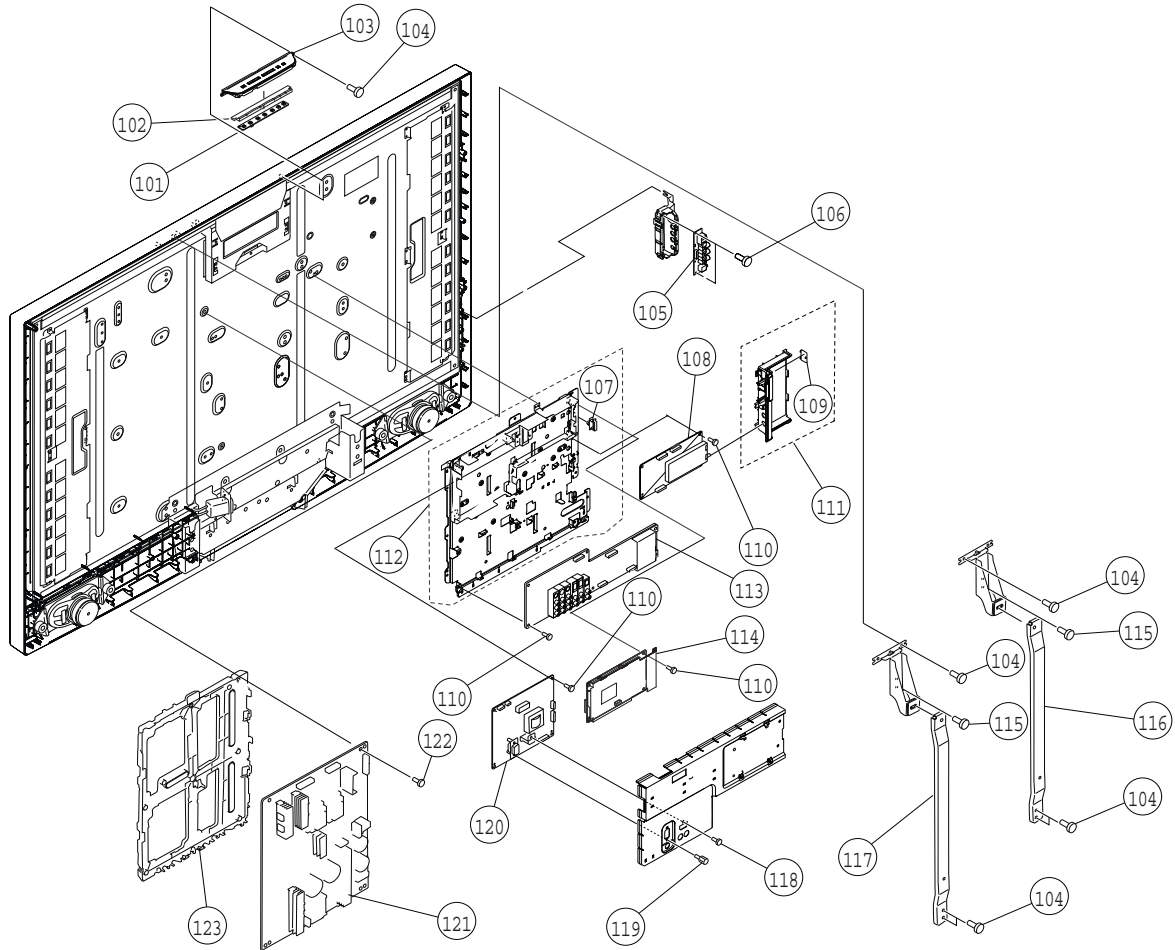
Note : The components identified by shading and marked Δ are critical for safety. Replace only with the part numbers specified in the parts list.

5-2. SPEAKERS.



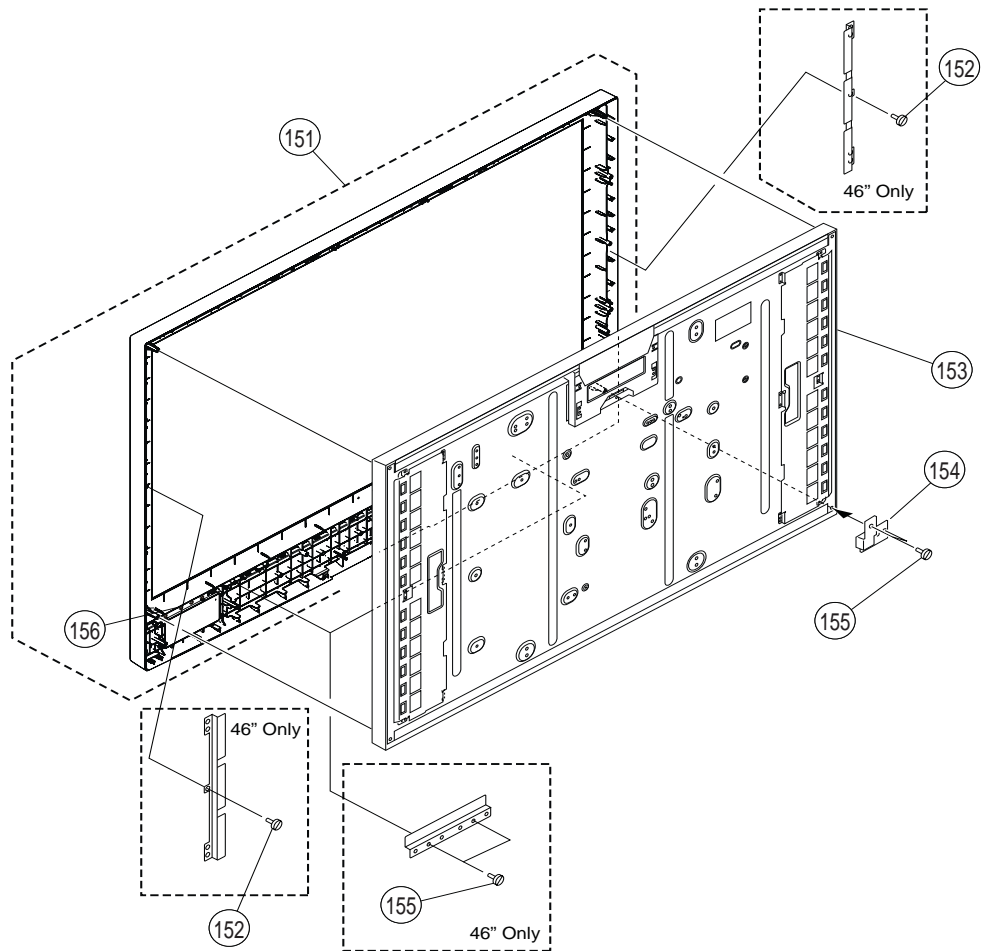
REF.NO.	PART.NO	DESCRIPTION	REMARK	REF.NO.	PART.NO	DESCRIPTION	REMARK
51	1-826-532-11	LOUDSPEAKER (5.5X15CM) (KDL-40W2000)		56	2-580-640-01	SCREW, +BVTP2 4X16	
	1-826-435-11	LOUDSPEAKER (13X7CM) (KDL-46W2000)		57	2-650-770-21	SLIDE, CLAMP	
52	*A-1196-586-A	H3E BOARD COMPLETE		58	2-687-624-11	COVER, UNDER	
53	1-833-275-12	LEAD WIRE WITH CONNECTOR(LVDS) (KDL-40W2000)		59	2-596-649-01	+KTT 3X10 (S TYPE)	
	1-833-276-12	LEAD WIRE WITH CONNECTOR(LVDS) (KDL-46W2000)		60	Δ 1-819-729-14	INLET, AC (WITH NOISE FILTER)	
54	X-2109-168-4	FRAME, BOTTOM (L) ASSY	57	61	2-580-600-01	SCREW, +PSW M4X8	
55	2-580-606-01	SCREW, +PSW M5X8					

5-3. CHASSIS



REF.NO.	PART.NO	DESCRIPTION	REMARK	REF.NO.	PART.NO	DESCRIPTION	REMARK
101	*A-1196-584-A	H1E BOARD COMPLETE		113	*A-1184-346-A	AE BOARD COMPLETE	
102	2-663-977-01	BUTTON, MULTI		114	*A-1173-179-K	FEE BOARD COMPLETE	
103	2-663-978-22	COVER, BUTTON		115	2-580-606-01	SCREW, +PSW M5X8	
104	2-580-640-01	SCREW, +BVTP2 4X16		116	X-2109-058-3	VESA BRACKET (40) L ASSY (KDL-40W2000)	
105	*A-1196-585-A	H2E BOARD COMPLETE (KDL-40W2000)			X-2109-250-3	ARM, VESA (46) L ASSY (KDL-46W2000)	
	*A-1192-085-B	H46 BOARD COMPLETE (KDL-46W2000)		117	X-2109-059-3	VESA BRACKET (40) R ASSY (KDL-40W2000)	
106	7-685-648-79	SCREW +BVTP 3X12 TYPE2 IT-3			X-2109-251-3	ARM, VESA (46) R ASSY (KDL-46W2000)	
107	2-650-770-21	SLIDE, CLAMP		118	2-580-590-01	SCREW, +PSW M3X5	
108	*A-1173-184-C	TUE BOARD COMPLETE		119	4-635-966-01	SCREW (HEX)	
109	2-689-737-01	COVER, MS		120	*A-1196-582-D	BE BOARD COMPLETE	
110	2-580-629-01	SCREW, +BVST 3X8		121	*A-1184-357-B	G2A BOARD COMPLETE	
111	X-2149-055-1	SIDE, TERMINAL (C) ASSY	109	122	2-674-965-31	SCREW, +PSW 3SG	
112	X-2149-118-4	BRACKET, CHAS ASSY (B)	107	123	2-664-617-11	BRACKET, G2	

5-4. LCD PANEL.



REF.NO.	PART.NO	DESCRIPTION	REMARK	REF.NO.	PART.NO	DESCRIPTION	REMARK
151	X-2148-140-4	BEZEL ASSY (40) (KDL-40W2000)	156	154	*2-682-132-01	BRACKET, PANEL CORNER (KDL-46W2000)	
	X-2148-141-4	BEZEL ASSY (46) (KDL-46W2000)	156	155	2-580-640-01	SCREW, +BVTP2 4X16	
152	7-685-648-79	SCREW +BVTP 3X12 TYPE2 IT-3		156	*2-664-630-01	GUIDE, LIGHT SENSOR	
153	1-802-184-11	LCD PANEL (40INCH FHD TFT) (KDL-40W2000)					
	1-802-183-11	LCD PANEL (46INCH FHD TFT) (KDL-46W2000)					

SECTION 6 ELECTRICAL PARTS LIST

PARTS LISTING TABLE OF CONTENTS

	<u>Page</u>
FEE BOARD COMPLETE Parts List :	75
TUE BOARD COMPLETE Parts List :	78
H46 BOARD COMPLETE Parts List : (KDL-46W2000).....	80
G2A BOARD COMPLETE Parts List :	81
BE BOARD COMPLETE Parts List :	84
AE BOARD COMPLETE Parts List :	98
H1E BOARD COMPLETE Parts List :	105
H2E BOARD COMPLETE Parts List : (KDL-40W2000).....	105
H3E BOARD COMPLETE Parts List :	106
MISCELLANEOUS :	107
ACCESSORIES AND CONNECTORS :	107
REMOTE COMMANDER:	107

Note : Items marked “*” are not stocked since they are seldom required for routine service. Some delay should be anticipated when ordering these items.
Parts indicated (XX) on the Schematic Diagram are not used in this model and therefore do not appear in the Parts List.

REF.NO.	PART.NO	DESCRIPTION	REMARK	REF.NO.	PART.NO	DESCRIPTION	REMARK
*A-1173-179-K FEE Board, Complete							
< CAPACITOR >							
C3100	1-100-911-11	CERAMIC CHIP 4.7UF	10% 25V	C3208	1-100-907-11	CERAMIC CHIP 0.1UF	10% 10V
C3101	1-117-720-11	CERAMIC CHIP 4.7UF	10V	C3209	1-100-907-11	CERAMIC CHIP 0.1UF	10% 10V
C3102	1-100-907-11	CERAMIC CHIP 0.1UF	10% 10V	C3210	1-100-907-11	CERAMIC CHIP 0.1UF	10% 10V
C3103	1-100-907-11	CERAMIC CHIP 0.1UF	10% 10V	C3211	1-117-720-11	CERAMIC CHIP 4.7UF	10V
C3104	1-100-907-11	CERAMIC CHIP 0.1UF	10% 10V	C3212	1-117-681-11	ELECT CHIP 100UF	20.00% 16V
C3105	1-100-907-11	CERAMIC CHIP 0.1UF	10% 10V	C3214	1-100-907-11	CERAMIC CHIP 0.1UF	10% 10V
C3106	1-100-907-11	CERAMIC CHIP 0.1UF	10% 10V	C3215	1-164-937-11	CERAMIC CHIP 0.001UF	10.00% 50V
C3107	1-100-907-11	CERAMIC CHIP 0.1UF	10% 10V	C3216	1-100-907-11	CERAMIC CHIP 0.1UF	10% 10V
C3108	1-100-907-11	CERAMIC CHIP 0.1UF	10% 10V	C3217	1-117-720-11	CERAMIC CHIP 4.7UF	10V
C3109	1-100-907-11	CERAMIC CHIP 0.1UF	10% 10V	C3218	1-100-907-11	CERAMIC CHIP 0.1UF	10% 10V
C3110	1-100-907-11	CERAMIC CHIP 0.1UF	10% 10V	C3219	1-100-907-11	CERAMIC CHIP 0.1UF	10% 10V
C3111	1-100-907-11	CERAMIC CHIP 0.1UF	10% 10V	C3220	1-100-907-11	CERAMIC CHIP 0.1UF	10% 10V
C3112	1-100-907-11	CERAMIC CHIP 0.1UF	10% 10V	C3300	1-117-720-11	CERAMIC CHIP 4.7UF	10V
C3113	1-100-907-11	CERAMIC CHIP 0.1UF	10% 10V	C3301	1-100-907-11	CERAMIC CHIP 0.1UF	10% 10V
C3114	1-100-907-11	CERAMIC CHIP 0.1UF	10% 10V	C3302	1-117-720-11	CERAMIC CHIP 4.7UF	10V
C3116	1-124-779-00	ELECT CHIP 10UF	20.00% 16V	C3303	1-100-907-11	CERAMIC CHIP 0.1UF	10% 10V
C3120	1-100-907-11	CERAMIC CHIP 0.1UF	10% 10V	C3306	1-100-907-11	CERAMIC CHIP 0.1UF	10% 10V
C3121	1-100-907-11	CERAMIC CHIP 0.1UF	10% 10V	C3307	1-117-720-11	CERAMIC CHIP 4.7UF	10V
C3122	1-100-907-11	CERAMIC CHIP 0.1UF	10% 10V	C3308	1-100-907-11	CERAMIC CHIP 0.1UF	10% 10V
C3123	1-100-907-11	CERAMIC CHIP 0.1UF	10% 10V	C3309	1-100-907-11	CERAMIC CHIP 0.1UF	10% 10V
C3124	1-100-907-11	CERAMIC CHIP 0.1UF	10% 10V	C3310	1-100-907-11	CERAMIC CHIP 0.1UF	10% 10V
C3125	1-100-907-11	CERAMIC CHIP 0.1UF	10% 10V	C3312	1-100-907-11	CERAMIC CHIP 0.1UF	10% 10V
C3126	1-100-907-11	CERAMIC CHIP 0.1UF	10% 10V	C3315	1-100-907-11	CERAMIC CHIP 0.1UF	10% 10V
C3130	1-164-850-11	CERAMIC CHIP 10PF	0.50PF 50V	C3316	1-100-907-11	CERAMIC CHIP 0.1UF	10% 10V
C3131	1-164-850-11	CERAMIC CHIP 10PF	0.50PF 50V	C3320	1-117-720-11	CERAMIC CHIP 4.7UF	10V
C3132	1-164-850-11	CERAMIC CHIP 10PF	0.50PF 50V	C3322	1-164-937-11	CERAMIC CHIP 0.001UF	10.00% 50V
C3133	1-100-911-11	CERAMIC CHIP 4.7UF	10% 25V	C3323	1-100-907-11	CERAMIC CHIP 0.1UF	10% 10V
C3134	1-100-907-11	CERAMIC CHIP 0.1UF	10% 10V	C3324	1-100-907-11	CERAMIC CHIP 0.1UF	10% 10V
C3135	1-100-907-11	CERAMIC CHIP 0.1UF	10% 10V	C3326	1-100-907-11	CERAMIC CHIP 0.1UF	10% 10V
C3136	1-100-911-11	CERAMIC CHIP 4.7UF	10% 25V	C3328	1-100-907-11	CERAMIC CHIP 0.1UF	10% 10V
C3137	1-100-907-11	CERAMIC CHIP 0.1UF	10% 10V	C3402	1-100-907-11	CERAMIC CHIP 0.1UF	10% 10V
C3138	1-100-907-11	CERAMIC CHIP 0.1UF	10% 10V	C3403	1-100-907-11	CERAMIC CHIP 0.1UF	10% 10V
C3139	1-100-907-11	CERAMIC CHIP 0.1UF	10% 10V	C3404	1-164-943-81	CERAMIC CHIP 0.01UF	10.00% 16V
C3140	1-124-779-00	ELECT CHIP 10UF	20.00% 16V	C3405	1-100-907-11	CERAMIC CHIP 0.1UF	10% 10V
C3141	1-100-907-11	CERAMIC CHIP 0.1UF	10% 10V	C3409	1-107-823-11	CERAMIC CHIP 0.47UF	10.00% 16V
C3142	1-100-907-11	CERAMIC CHIP 0.1UF	10% 10V	C3410	1-100-907-11	CERAMIC CHIP 0.1UF	10% 10V
C3143	1-100-907-11	CERAMIC CHIP 0.1UF	10% 10V	C3411	1-164-850-11	CERAMIC CHIP 10PF	0.50PF 50V
C3144	1-100-907-11	CERAMIC CHIP 0.1UF	10% 10V	C3412	1-165-908-11	CERAMIC CHIP 1UF	10% 10V
C3145	1-100-907-11	CERAMIC CHIP 0.1UF	10% 10V	C3413	1-117-720-11	CERAMIC CHIP 4.7UF	10V
C3200	1-100-907-11	CERAMIC CHIP 0.1UF	10% 10V	C3415	1-100-907-11	CERAMIC CHIP 0.1UF	10% 10V
C3201	1-117-720-11	CERAMIC CHIP 4.7UF	10V	C3417	1-100-907-11	CERAMIC CHIP 0.1UF	10% 10V
C3202	1-100-907-11	CERAMIC CHIP 0.1UF	10% 10V	C3428	1-112-066-11	CERAMIC CHIP 10UF	10% 10V
C3203	1-100-907-11	CERAMIC CHIP 0.1UF	10% 10V	C3432	1-100-907-11	CERAMIC CHIP 0.1UF	10% 10V
C3205	1-100-907-11	CERAMIC CHIP 0.1UF	10% 10V	C3436	1-117-681-11	ELECT CHIP 100UF	20.00% 16V
C3206	1-165-908-11	CERAMIC CHIP 1UF	10% 10V	C3439	1-165-681-21	ELECT CHIP 180UF	20% 16V
C3207	1-100-907-11	CERAMIC CHIP 0.1UF	10% 10V	C3442	1-164-882-11	CERAMIC CHIP 220PF	5.00% 16V
				C3443	1-107-819-11	CERAMIC CHIP 0.022UF	10.00% 16V
				C3444	1-135-960-91	CERAMIC CHIP 10UF	10% 25V
				C3445	1-165-671-21	ELECT CHIP 470UF	20% 6.3V
				C3446	1-100-907-11	CERAMIC CHIP 0.1UF	10% 10V

REF.NO.	PART.NO	DESCRIPTION	REMARK	REF.NO.	PART.NO	DESCRIPTION	REMARK
C3502	1-164-937-11	CERAMIC CHIP 0.001UF	10.00% 50V	FB3201	1-400-244-11	FERRITE	0UH
C3503	1-100-907-11	CERAMIC CHIP 0.1UF	10% 10V	FB3300	1-469-869-21	FERRITE	0UH
C3505	1-100-907-11	CERAMIC CHIP 0.1UF	10% 10V	FB3301	1-469-869-21	FERRITE	0UH
C3506	1-107-823-11	CERAMIC CHIP 0.47UF	10.00% 16V	FB3402	1-400-244-11	FERRITE	0UH
C3605	1-117-681-11	ELECT CHIP 100UF	20.00% 16V	FB3403	1-400-834-11	FERRITE	0UH
C3606	1-117-681-11	ELECT CHIP 100UF	20.00% 16V	FB3407	1-469-869-21	FERRITE	0UH
C3607	1-117-681-11	ELECT CHIP 100UF	20.00% 16V	FB3408	1-400-461-21	FERRITE	0UH
C3609	1-100-597-91	CERAMIC CHIP 0.1UF	10% 25V	FB3409	1-400-461-21	FERRITE	0UH
C3610	1-100-907-11	CERAMIC CHIP 0.1UF	10% 10V	FB3410	1-400-461-21	FERRITE	0UH
C3611	1-100-907-11	CERAMIC CHIP 0.1UF	10% 10V	FB3411	1-400-461-21	FERRITE	0UH
< CONNECTOR >				FB3412	1-400-834-11	FERRITE	0UH
CN3300	*1-793-769-21	CONNECTOR, CARD (PCMCIA CARD)		FB3413	1-400-834-11	FERRITE	0UH
CN3400	1-820-255-51	FFC/FPC CONNECTOR (ZIF) 20P		FB3414	1-400-834-11	FERRITE	0UH
CN3401	*1-819-475-11	HEADER ASSEMBLY FOR PWB 7P		FB3415	1-400-834-11	FERRITE	0UH
CN3600	*1-820-235-21	HEADER ASSEMBLY 30P		FB3416	1-400-834-11	FERRITE	0UH
CN3601	1-820-209-11	MEMORY STICK CONNECTOR		FB3417	1-400-834-11	FERRITE	0UH
CN3610	1-780-336-11	EARTH TERMINAL		FB3418	1-400-834-11	FERRITE	0UH
CN3611	1-780-336-11	EARTH TERMINAL		FB3419	1-400-834-11	FERRITE	0UH
< DIODE >				FB3601	1-469-869-21	FERRITE	0UH
D3400	6-501-060-01	DIODE STPS2L25U		FB3602	1-469-869-21	FERRITE	0UH
D3401	6-500-294-01	DIODE PTZ-TE25-3.9B		FB3603	1-469-869-21	FERRITE	0UH
D3503	8-719-066-11	DIODE 1PS184-115		FB3604	1-400-834-11	FERRITE	0UH
< FERRITE BEAD >				FB3605	1-400-834-11	FERRITE	0UH
FB3103	1-400-834-11	FERRITE	0UH	FB3606	1-400-834-11	FERRITE	0UH
FB3104	1-400-834-11	FERRITE	0UH	FB3607	1-400-834-11	FERRITE	0UH
FB3105	1-400-834-11	FERRITE	0UH	FB3608	1-400-834-11	FERRITE	0UH
FB3106	1-400-834-11	FERRITE	0UH	FB3609	1-400-834-11	FERRITE	0UH
FB3107	1-400-834-11	FERRITE	0UH	FB3610	1-400-834-11	FERRITE	0UH
FB3108	1-400-834-11	FERRITE	0UH	FB3611	1-400-834-11	FERRITE	0UH
FB3109	1-400-834-11	FERRITE	0UH	FB3612	1-400-834-11	FERRITE	0UH
FB3110	1-400-834-11	FERRITE	0UH	FB3613	1-400-834-11	FERRITE	0UH
FB3111	1-400-834-11	FERRITE	0UH	FB3614	1-400-834-11	FERRITE	0UH
FB3113	1-400-834-11	FERRITE	0UH	FB3615	1-400-834-11	FERRITE	0UH
FB3114	1-469-869-21	FERRITE	0UH	FB3616	1-400-834-11	FERRITE	0UH
FB3115	1-400-244-11	FERRITE	0UH	FB3617	1-400-834-11	FERRITE	0UH
FB3116	1-400-244-11	FERRITE	0UH	FB3618	1-400-834-11	FERRITE	0UH
FB3117	1-469-869-21	FERRITE	0UH	FB3619	1-400-834-11	FERRITE	0UH
FB3118	1-469-869-21	FERRITE	0UH	FB3620	1-400-834-11	FERRITE	0UH
FB3119	1-400-807-21	FERRITE	0UH	< IC >			
FB3120	1-400-807-21	FERRITE	0UH	IC3100	6-709-214-01	IC UPD61123F1-100-KA3-A	
FB3121	1-400-807-21	FERRITE	0UH	IC3200	6-707-809-01	IC EDD1216AATA-6B-E	
FB3122	1-400-807-21	FERRITE	0UH	IC3201	6-708-916-01	IC ICS7150MLFT	
FB3123	1-400-807-21	FERRITE	0UH	IC3206	6-705-336-01	IC K9F2808U0C-PCB0T	
FB3125	1-469-869-21	FERRITE	0UH	IC3301	6-707-853-01	IC TC74LCX541FT (EKJ)	
FB3126	1-400-244-11	FERRITE	0UH	IC3301	8-759-644-48	IC 74LVC541APW	
FB3127	1-400-244-11	FERRITE	0UH	IC3302	6-707-853-01	IC TC74LCX541FT (EKJ)	
FB3200	1-400-244-11	FERRITE	0UH	IC3302	8-759-644-48	IC 74LVC541APW	
				IC3304	6-707-853-01	IC TC74LCX541FT (EKJ)	
				IC3304	8-759-644-48	IC 74LVC541APW	

REF.NO.	PART.NO	DESCRIPTION	REMARK	REF.NO.	PART.NO	DESCRIPTION	REMARK
IC3305	6-707-853-01	IC TC74LCX541FT (EKJ)		R3129	1-220-174-11	RES-CHIP	200 5% 1/16W
IC3305	8-759-644-48	IC 74LVC541APW		R3130	1-220-174-11	RES-CHIP	200 5% 1/16W
IC3306	6-707-853-01	IC TC74LCX541FT (EKJ)		R3131	1-220-174-11	RES-CHIP	200 5% 1/16W
IC3306	8-759-644-48	IC 74LVC541APW		R3132	1-220-174-11	RES-CHIP	200 5% 1/16W
IC3308	6-707-853-01	IC TC74LCX541FT (EKJ)		R3133	1-208-671-11	METAL CHIP	330 0.5% 1/16W
IC3308	8-759-644-48	IC 74LVC541APW		R3134	1-208-679-11	METAL CHIP	680 0.5% 1/16W
IC3311	6-707-850-01	IC TC74LCX245FT (EKJ)		R3136	1-208-675-11	METAL CHIP	470 0.5% 1/16W
IC3311	8-759-298-91	IC 74LVT245PW-T		R3138	1-218-990-81	SHORT CHIP	0
IC3312	6-707-853-01	IC TC74LCX541FT (EKJ)		R3142	1-218-937-11	RES-CHIP	47 5% 1/16W
IC3316	6-708-132-01	IC 74LVC14APW		R3143	1-218-937-11	RES-CHIP	47 5% 1/16W
IC3317	6-706-482-01	IC TC7SH00FU (T5RSOYJF)		R3144	1-218-937-11	RES-CHIP	47 5% 1/16W
IC3402	6-705-790-01	IC LM3525MX-H/J5000395		R3146	1-218-965-11	RES-CHIP	10K 5% 1/16W
IC3404	6-706-106-01	IC NCP1117STAT3		R3147	1-218-965-11	RES-CHIP	10K 5% 1/16W
IC3405	6-708-603-01	IC PQ070XNA1ZPH		R3148	1-218-965-11	RES-CHIP	10K 5% 1/16W
IC3406	6-707-078-01	IC L5973ADTR		R3149	1-218-990-81	SHORT CHIP	0
IC3501	6-703-175-01	IC PST3629UL		R3150	1-218-965-11	RES-CHIP	10K 5% 1/16W
<	COIL >			R3151	1-218-965-11	RES-CHIP	10K 5% 1/16W
L3100	1-414-398-11	INDUCTOR	10UH	R3200	1-218-941-11	RES-CHIP	100 5% 1/16W
L3400	1-419-353-21	INDUCTOR	10UH	R3201	1-218-941-11	RES-CHIP	100 5% 1/16W
L3401	*1-424-924-21	COIL, POWER		R3202	1-218-939-11	RES-CHIP	68 5% 1/16W
<	TRANSISTOR >			R3203	1-218-941-81	RES-CHIP	100 5% 1/16W
Q3409	8-729-010-05	TRANSISTOR MSB709-RT1		R3204	1-218-941-81	RES-CHIP	100 5% 1/16W
Q3501	8-729-027-43	TRANSISTOR DTC114EKA-T146		R3205	1-218-937-11	RES-CHIP	47 5% 1/16W
Q3502	8-729-027-43	TRANSISTOR DTC114EKA-T146		R3207	1-218-953-11	RES-CHIP	1K 5% 1/16W
<	RESISTOR >			R3209	1-218-953-11	RES-CHIP	1K 5% 1/16W
R3100	1-218-965-11	RES-CHIP	10K 5% 1/16W	R3210	1-218-953-11	RES-CHIP	1K 5% 1/16W
R3101	1-218-941-81	RES-CHIP	100 5% 1/16W	R3212	1-218-953-11	RES-CHIP	1K 5% 1/16W
R3102	1-218-941-81	RES-CHIP	100 5% 1/16W	R3214	1-218-953-11	RES-CHIP	1K 5% 1/16W
R3103	1-218-941-81	RES-CHIP	100 5% 1/16W	R3217	1-218-953-11	RES-CHIP	1K 5% 1/16W
R3104	1-218-941-81	RES-CHIP	100 5% 1/16W	R3218	1-218-953-11	RES-CHIP	1K 5% 1/16W
R3105	1-218-961-11	RES-CHIP	4.7K 5% 1/16W	R3220	1-218-953-11	RES-CHIP	1K 5% 1/16W
R3106	1-218-961-11	RES-CHIP	4.7K 5% 1/16W	R3222	1-218-953-11	RES-CHIP	1K 5% 1/16W
R3109	1-218-941-81	RES-CHIP	100 5% 1/16W	R3224	1-218-953-11	RES-CHIP	1K 5% 1/16W
R3110	1-218-941-81	RES-CHIP	100 5% 1/16W	R3226	1-218-953-11	RES-CHIP	1K 5% 1/16W
R3111	1-218-941-81	RES-CHIP	100 5% 1/16W	R3229	1-218-953-11	RES-CHIP	1K 5% 1/16W
R3112	1-218-941-81	RES-CHIP	100 5% 1/16W	R3230	1-218-953-11	RES-CHIP	1K 5% 1/16W
R3113	1-218-965-11	RES-CHIP	10K 5% 1/16W	R3233	1-218-953-11	RES-CHIP	1K 5% 1/16W
R3114	1-218-965-11	RES-CHIP	10K 5% 1/16W	R3235	1-218-953-11	RES-CHIP	1K 5% 1/16W
R3115	1-218-965-11	RES-CHIP	10K 5% 1/16W	R3237	1-218-961-11	RES-CHIP	4.7K 5% 1/16W
R3117	1-218-965-11	RES-CHIP	10K 5% 1/16W	R3238	1-218-953-11	RES-CHIP	1K 5% 1/16W
R3119	1-218-990-81	SHORT CHIP	0	R3239	1-218-965-11	RES-CHIP	10K 5% 1/16W
R3120	1-218-990-81	SHORT CHIP	0	R3240	1-218-939-11	RES-CHIP	68 5% 1/16W
R3125	1-218-937-11	RES-CHIP	47 5% 1/16W	R3241	1-218-953-11	RES-CHIP	1K 5% 1/16W
R3126	1-218-990-81	SHORT CHIP	0	R3242	1-218-941-81	RES-CHIP	100 5% 1/16W
R3127	1-220-174-11	RES-CHIP	200 5% 1/16W	R3244	1-218-953-11	RES-CHIP	1K 5% 1/16W
R3128	1-220-174-11	RES-CHIP	200 5% 1/16W	R3247	1-218-953-11	RES-CHIP	1K 5% 1/16W
				R3249	1-218-953-11	RES-CHIP	1K 5% 1/16W
				R3250	1-218-953-11	RES-CHIP	1K 5% 1/16W
				R3251	1-218-949-11	RES-CHIP	470 5% 1/16W
				R3254	1-218-953-11	RES-CHIP	1K 5% 1/16W

REF.NO.	PART.NO	DESCRIPTION	REMARK	REF.NO.	PART.NO	DESCRIPTION	REMARK
R3255	1-218-953-11	RES-CHIP	1K 5% 1/16W	R3520	1-218-965-11	RES-CHIP	10K 5% 1/16W
R3258	1-218-941-81	RES-CHIP	100 5% 1/16W	R3522	1-218-941-81	RES-CHIP	100 5% 1/16W
R3259	1-218-953-11	RES-CHIP	1K 5% 1/16W	R3554	1-218-965-11	RES-CHIP	10K 5% 1/16W
R3263	1-218-965-11	RES-CHIP	10K 5% 1/16W	R3600	1-218-965-11	RES-CHIP	10K 5% 1/16W
R3264	1-218-949-11	RES-CHIP	470 5% 1/16W	R3601	1-218-953-11	RES-CHIP	1K 5% 1/16W
R3265	1-218-949-11	RES-CHIP	470 5% 1/16W	R3602	1-218-941-81	RES-CHIP	100 5% 1/16W
R3300	1-218-965-11	RES-CHIP	10K 5% 1/16W	R3603	1-218-941-81	RES-CHIP	100 5% 1/16W
R3301	1-218-965-11	RES-CHIP	10K 5% 1/16W	R3604	1-218-961-11	RES-CHIP	4.7K 5% 1/16W
R3302	1-218-965-11	RES-CHIP	10K 5% 1/16W	R3609	1-218-941-81	RES-CHIP	100 5% 1/16W
R3303	1-218-953-11	RES-CHIP	1K 5% 1/16W	R3610	1-218-961-11	RES-CHIP	4.7K 5% 1/16W
R3308	1-218-941-81	RES-CHIP	100 5% 1/16W	R3611	1-218-961-11	RES-CHIP	4.7K 5% 1/16W
R3310	1-218-965-11	RES-CHIP	10K 5% 1/16W	R3612	1-218-990-81	SHORT CHIP	0
R3311	1-218-965-11	RES-CHIP	10K 5% 1/16W	R3613	1-218-990-81	SHORT CHIP	0
R3312	1-218-965-11	RES-CHIP	10K 5% 1/16W	R3616	1-218-965-11	RES-CHIP	10K 5% 1/16W
R3313	1-218-965-11	RES-CHIP	10K 5% 1/16W	R3617	1-218-965-11	RES-CHIP	10K 5% 1/16W
R3314	1-218-965-11	RES-CHIP	10K 5% 1/16W	R3623	1-218-965-11	RES-CHIP	10K 5% 1/16W
R3317	1-218-961-11	RES-CHIP	4.7K 5% 1/16W	R3628	1-218-965-11	RES-CHIP	10K 5% 1/16W
R3321	1-218-941-81	RES-CHIP	100 5% 1/16W	R3646	1-218-965-11	RES-CHIP	10K 5% 1/16W
R3324	1-218-941-81	RES-CHIP	100 5% 1/16W	R3647	1-218-965-11	RES-CHIP	10K 5% 1/16W
R3329	1-218-965-11	RES-CHIP	10K 5% 1/16W	R3648	1-218-941-81	RES-CHIP	100 5% 1/16W
R3330	1-218-939-11	RES-CHIP	68 5% 1/16W	R3649	1-218-941-81	RES-CHIP	100 5% 1/16W
R3331	1-218-939-11	RES-CHIP	68 5% 1/16W	R3650	1-218-941-81	RES-CHIP	100 5% 1/16W
R3332	1-218-939-11	RES-CHIP	68 5% 1/16W	R3651	1-218-941-81	RES-CHIP	100 5% 1/16W
R3333	1-218-939-11	RES-CHIP	68 5% 1/16W	R3652	1-218-961-11	RES-CHIP	4.7K 5% 1/16W
R3334	1-218-939-11	RES-CHIP	68 5% 1/16W	R3653	1-218-943-11	RES-CHIP	150 5% 1/16W
R3335	1-218-939-11	RES-CHIP	68 5% 1/16W	R3654	1-218-943-11	RES-CHIP	150 5% 1/16W
R3400	1-218-953-11	RES-CHIP	1K 5% 1/16W	R3655	1-218-943-11	RES-CHIP	150 5% 1/16W
R3401	1-208-683-11	METAL CHIP	1K 0.5% 1/16W	< RESISTOR CHIP >			
R3406	1-218-935-11	RES-CHIP	33 5% 1/16W	RB3200	1-234-372-11	RES, NETWORK	100 (1005X4)
R3407	1-208-683-11	METAL CHIP	1K 0.5% 1/16W	RB3201	1-234-372-11	RES, NETWORK	100 (1005X4)
R3418	1-218-965-11	RES-CHIP	10K 5% 1/16W	RB3202	1-234-372-11	RES, NETWORK	100 (1005X4)
R3419	1-218-965-11	RES-CHIP	10K 5% 1/16W	RB3203	1-234-702-11	RES, NETWORK	68 (1005X4)
R3425	1-220-174-11	RES-CHIP	200 5% 1/16W	RB3204	1-234-702-11	RES, NETWORK	68 (1005X4)
R3426	1-208-683-11	METAL CHIP	1K 0.5% 1/16W	RB3206	1-234-372-11	RES, NETWORK	100 (1005X4)
R3430	1-218-953-11	RES-CHIP	1K 5% 1/16W	RB3207	1-234-372-11	RES, NETWORK	100 (1005X4)
R3432	1-218-961-11	RES-CHIP	4.7K 5% 1/16W	RB3208	1-234-702-11	RES, NETWORK	68 (1005X4)
R3433	1-208-905-11	METAL CHIP	5.6K 0.5% 1/16W	RB3209	1-234-702-11	RES, NETWORK	68 (1005X4)
R3434	1-208-702-11	METAL CHIP	6.2K 0.5% 1/16W	< CRYSTAL >			
R3435	1-208-703-11	METAL CHIP	6.8K 0.5% 1/16W	X3200	1-813-055-11	QUARTZ CRYSTAL UNIT	
R3436	1-218-937-11	RES-CHIP	47 5% 1/16W	*A-1173-184-C TUE Board, Complete			
R3437	1-218-990-81	SHORT CHIP	0	< CAPACITOR >			
R3473	1-218-945-11	RES-CHIP	220 5% 1/16W	C3803	1-100-566-91	CERAMIC CHIP	0.1UF 10.00% 25V
R3504	1-218-965-11	RES-CHIP	10K 5% 1/16W	C3814	1-100-907-11	CERAMIC CHIP	0.1UF 10% 10V
R3508	1-218-965-11	RES-CHIP	10K 5% 1/16W	C3815	1-117-681-11	ELECT CHIP	100UF 20.00% 16V
R3511	1-218-965-11	RES-CHIP	10K 5% 1/16W	C3819	1-100-907-11	CERAMIC CHIP	0.1UF 10% 10V
R3513	1-218-965-11	RES-CHIP	10K 5% 1/16W	C3821	1-117-681-11	ELECT CHIP	100UF 20.00% 16V
R3514	1-218-941-81	RES-CHIP	100 5% 1/16W				
R3515	1-218-953-11	RES-CHIP	1K 5% 1/16W				
R3518	1-218-965-11	RES-CHIP	10K 5% 1/16W				
R3519	1-218-961-11	RES-CHIP	4.7K 5% 1/16W				

REF.NO.	PART.NO	DESCRIPTION	REMARK	REF.NO.	PART.NO	DESCRIPTION	REMARK
C3834	1-165-908-11	CERAMIC CHIP 1UF	10% 10V	<		DIODE >	
C3900	1-100-611-91	CERAMIC CHIP 22UF	20% 6.3V				
C3901	1-164-943-81	CERAMIC CHIP 0.01UF	10.00% 16V	D3900	8-719-083-87	DIODE UDZS-TE17-33B	
C3902	1-164-947-11	CERAMIC CHIP 0.01UF	50V				
C3903	1-100-907-11	CERAMIC CHIP 0.1UF	10% 10V			< FERRITE BEAD >	
C3904	1-100-907-11	CERAMIC CHIP 0.1UF	10% 10V	FB3901	1-469-869-21	FERRITE	0UH
C3906	1-164-947-11	CERAMIC CHIP 0.01UF	50V	FB3902	1-469-869-21	FERRITE	0UH
C3907	1-135-366-11	ELECT CHIP 100UF	20% 16V	FB3903	1-469-869-21	FERRITE	0UH
C3909	1-128-991-21	ELECT CHIP 10UF	20% 50V	FB3909	1-469-869-21	FERRITE	0UH
C3910	1-126-204-11	ELECT CHIP 47UF	20.00% 16V			< FILTER >	
C3911	1-100-907-11	CERAMIC CHIP 0.1UF	10% 10V				
C3914	1-164-947-11	CERAMIC CHIP 0.01UF	50V	FL3800	1-239-899-21	FERRITE	0UH
C3917	1-117-681-11	ELECT CHIP 100UF	20.00% 16V			< IC >	
C3918	1-135-595-11	ELECT 100UF	20% 6.3V	IC3802	6-706-106-01	IC NCP1117STAT3	
C3919	1-135-595-11	ELECT 100UF	20% 6.3V	IC3900	6-709-257-01	IC 74LVC4066PW	
C3920	1-100-566-91	CERAMIC CHIP 0.1UF	10.00% 25V			< COIL >	
C3921	1-100-907-11	CERAMIC CHIP 0.1UF	10% 10V	L3804	1-400-175-21	INDUCTOR	47UH
C3923	1-164-943-81	CERAMIC CHIP 0.01UF	10.00% 16V	L3805	1-410-993-42	INDUCTOR	1UH
C3924	1-100-907-11	CERAMIC CHIP 0.1UF	10% 10V	L3900	1-412-006-31	INDUCTOR	10UH
C3926	1-100-907-11	CERAMIC CHIP 0.1UF	10% 10V	L3902	1-424-924-21	COIL, POWER	
C3927	1-100-907-11	CERAMIC CHIP 0.1UF	10% 10V	L3903	1-410-993-42	INDUCTOR	1UH
C3929	1-100-907-11	CERAMIC CHIP 0.1UF	10% 10V	L3904	1-412-989-11	INDUCTOR	6.8UH
C3930	1-100-907-11	CERAMIC CHIP 0.1UF	10% 10V			< TRANSISTOR >	
C3931	1-100-907-11	CERAMIC CHIP 0.1UF	10% 10V	Q3900	8-729-027-43	TRANSISTOR DTC114EKA-T146	
C3932	1-115-566-11	CERAMIC CHIP 4.7UF	10.00% 10V	Q3901	6-550-237-01	TRANSISTOR 2SC5658T2LQ/R	
C3933	1-100-907-11	CERAMIC CHIP 0.1UF	10% 10V	Q3902	6-550-237-01	TRANSISTOR 2SC5658T2LQ/R	
C3935	1-117-681-11	ELECT CHIP 100UF	20.00% 16V	Q3903	6-550-871-01	TRANSISTOR 2SA2048TL QR	
C3937	1-100-907-11	CERAMIC CHIP 0.1UF	10% 10V	Q3904	6-550-871-01	TRANSISTOR 2SA2048TL QR	
C3941	1-164-852-11	CERAMIC CHIP 12PF	5.00% 50V	Q3905	6-550-871-01	TRANSISTOR 2SA2048TL QR	
C3942	1-164-852-11	CERAMIC CHIP 12PF	5.00% 50V	Q3906	6-550-237-01	TRANSISTOR 2SC5658T2LQ/R	
C3945	1-115-566-11	CERAMIC CHIP 4.7UF	10.00% 10V	Q3907	6-550-232-01	TRANSISTOR 2SA2029T2LQ/R	
C3946	1-115-566-11	CERAMIC CHIP 4.7UF	10.00% 10V			< RESISTOR >	
C3947	1-164-852-11	CERAMIC CHIP 12PF	5.00% 50V	R3810	1-208-683-11	METAL CHIP	1K 0.5% 1/16W
C3948	1-164-852-11	CERAMIC CHIP 12PF	5.00% 50V	R3812	1-218-948-11	RES-CHIP	390 5% 1/16W
C3950	1-100-611-91	CERAMIC CHIP 22UF	20% 6.3V	R3813	1-218-937-11	RES-CHIP	47 5% 1/16W
C3951	1-128-405-11	ELECT CHIP 22UF	20% 50V	R3900	1-216-295-91	SHORT CHIP	0
C3952	1-100-907-11	CERAMIC CHIP 0.1UF	10% 10V	R3901	1-218-990-81	SHORT CHIP	0
C3953	1-100-053-21	ELECT CHIP 220UF	20% 6.3V	R3902	1-218-938-11	RES-CHIP	56 5% 1/16W
C3954	1-164-866-11	CERAMIC CHIP 47PF	5.00% 50V	R3903	1-218-953-11	RES-CHIP	1K 5% 1/16W
C3955	1-164-936-11	CERAMIC CHIP 680PF	10.00% 50V	R3904	1-218-937-11	RES-CHIP	47 5% 1/16W
C3956	1-164-936-11	CERAMIC CHIP 680PF	10.00% 50V	R3906	1-216-821-11	METAL CHIP	1K 5% 1/10W
		< CONNECTOR >		R3907	1-218-973-11	RES-CHIP	47K 5% 1/16W
CN3802	1-819-339-11	HEADER ASSEMBLY FOR PWB 12P		R3908	1-218-937-11	RES-CHIP	47 5% 1/16W
CN3900	1-695-915-11	TAB (CONTACT)		R3909	1-218-965-11	RES-CHIP	10K 5% 1/16W
CN3901	*1-820-235-21	HEADER ASSEMBLY 30P		R3911	1-218-990-81	SHORT CHIP	0
CN3903	1-819-337-11	HEADER ASSEMBLY FOR PWB 10P					
CN3904	*1-819-474-11	HEADER ASSEMBLY FOR PWB 6P					
CN3907	1-780-336-11	EARTH TERMINAL					

REF.NO.	PART.NO	DESCRIPTION	REMARK	REF.NO.	PART.NO	DESCRIPTION	REMARK
R3913	1-218-965-11	RES-CHIP	10K 5% 1/16W	<		TUNER >	
R3918	1-218-941-81	RES-CHIP	100 5% 1/16W				
R3919	1-218-941-81	RES-CHIP	100 5% 1/16W	TU3901	8-597-598-00	TUNER UNIT, DIGITAL BTD-HF441Z	
R3921	1-218-941-81	RES-CHIP	100 5% 1/16W	*A-1192-085-B H46 Board, Complete (KDL-46W2000)			
R3922	1-218-941-81	RES-CHIP	100 5% 1/16W	<		CAPACITOR >	
R3924	1-218-933-11	RES-CHIP	22 5% 1/16W	C201	1-162-964-11	CERAMIC CHIP 0.001UF	10.00% 50V
R3925	1-218-933-11	RES-CHIP	22 5% 1/16W	C202	1-162-964-11	CERAMIC CHIP 0.001UF	10.00% 50V
R3926	1-218-941-81	RES-CHIP	100 5% 1/16W	C203	1-127-573-11	CERAMIC CHIP 1UF	10% 16V
R3927	1-218-965-11	RES-CHIP	10K 5% 1/16W	C204	1-127-573-11	CERAMIC CHIP 1UF	10% 16V
R3929	1-218-990-81	SHORT CHIP	0	C205	1-125-891-11	CERAMIC CHIP 0.47UF	10.00% 10V
R3930	1-218-990-81	SHORT CHIP	0	C206	1-125-889-91	CERAMIC CHIP 2.2UF	10% 10V
R3938	1-218-941-81	RES-CHIP	100 5% 1/16W	C207	1-125-889-91	CERAMIC CHIP 2.2UF	10% 10V
R3943	1-218-949-11	RES-CHIP	470 5% 1/16W	C208	1-125-889-91	CERAMIC CHIP 2.2UF	10% 10V
R3945	1-218-953-11	RES-CHIP	1K 5% 1/16W	C209	1-162-927-11	CERAMIC CHIP 100PF	5.00% 50V
R3946	1-218-949-11	RES-CHIP	470 5% 1/16W	C210	1-164-227-11	CERAMIC CHIP 0.022UF	10.00% 25V
R3947	1-218-929-11	RES-CHIP	10 5% 1/16W	C211	1-162-927-11	CERAMIC CHIP 100PF	5.00% 50V
R3948	1-218-929-11	RES-CHIP	10 5% 1/16W	C212	1-164-227-11	CERAMIC CHIP 0.022UF	10.00% 25V
R3950	1-218-961-11	RES-CHIP	4.7K 5% 1/16W	C215	1-115-416-11	CERAMIC CHIP 0.001UF	5.00% 25V
R3951	1-218-961-11	RES-CHIP	4.7K 5% 1/16W	<		CONNECTOR >	
R3952	1-218-937-11	RES-CHIP	47 5% 1/16W	CN201	1-820-192-11	HEADER ASSEMBLY (PRINT PWB)15P	
R3953	1-218-941-81	RES-CHIP	100 5% 1/16W	<		DIODE >	
R3958	1-218-957-11	RES-CHIP	2.2K 5% 1/16W	D201	8-719-070-63	DIODE PDZ10B-115	
R3959	1-218-953-11	RES-CHIP	1K 5% 1/16W	D202	8-719-070-63	DIODE PDZ10B-115	
R3960	1-218-953-11	RES-CHIP	1K 5% 1/16W	D203	8-719-070-63	DIODE PDZ10B-115	
R3961	1-218-965-11	RES-CHIP	10K 5% 1/16W	D204	8-719-070-63	DIODE PDZ10B-115	
R3962	1-218-969-11	RES-CHIP	22K 5% 1/16W	D205	8-719-070-63	DIODE PDZ10B-115	
R3967	1-218-941-81	RES-CHIP	100 5% 1/16W	D206	8-719-070-63	DIODE PDZ10B-115	
R3970	1-218-953-11	RES-CHIP	1K 5% 1/16W	<		SOCKET >	
R3971	1-218-969-11	RES-CHIP	22K 5% 1/16W	J201	1-780-368-11	S TERMINAL BLOCK (RIGHT ANGLE)	
R3973	1-218-990-81	SHORT CHIP	0	J202	1-815-325-11	JACK	
R3974	1-218-990-81	SHORT CHIP	0	<		RESISTOR >	
R3980	1-218-941-81	RES-CHIP	100 5% 1/16W	R201	1-216-864-11	SHORT CHIP	0
R3981	1-218-933-11	RES-CHIP	22 5% 1/16W	R202	1-216-864-11	SHORT CHIP	0
R3982	1-218-953-11	RES-CHIP	1K 5% 1/16W	R205	1-216-821-11	METAL CHIP	1K 5% 1/10W
R3983	1-218-990-81	SHORT CHIP	0	R206	1-216-821-11	METAL CHIP	1K 5% 1/10W
R3984	1-218-990-81	SHORT CHIP	0	R207	1-218-831-11	METAL CHIP	220 0.5% 1/10W
R3985	1-218-990-81	SHORT CHIP	0	R208	1-218-831-11	METAL CHIP	220 0.5% 1/10W
R3986	1-218-990-81	SHORT CHIP	0	R209	1-218-285-11	METAL CHIP	75 5% 1/10W
R3987	1-218-990-81	SHORT CHIP	0	R210	1-218-831-11	METAL CHIP	220 0.5% 1/10W
R3988	1-218-990-81	SHORT CHIP	0	R211	1-218-831-11	METAL CHIP	220 0.5% 1/10W
R3989	1-218-990-81	SHORT CHIP	0	R212	1-216-797-11	METAL CHIP	10 5% 1/10W
R3996	1-218-990-81	SHORT CHIP	0	R213	1-216-821-11	METAL CHIP	1K 5% 1/10W
R3997	1-218-933-11	RES-CHIP	22 5% 1/16W	R214	1-216-821-11	METAL CHIP	1K 5% 1/10W
R3998	1-218-933-11	RES-CHIP	22 5% 1/16W	<		RESISTOR CHIP >	
RB3900	1-234-371-21	RES, NETWORK	47 (1005X4)				
RB3901	1-234-371-21	RES, NETWORK	47 (1005X4)				
RB3902	1-234-371-21	RES, NETWORK	47 (1005X4)				

Note : The components identified by shading and marked Δ are critical for safety. Replace only with the part numbers specified in the parts list.

H46 G2A

REF.NO.	PART.NO	DESCRIPTION	REMARK	REF.NO.	PART.NO	DESCRIPTION	REMARK
R215	1-216-809-11	METAL CHIP	100 5% 1/10W	C6205	1-112-242-21	ELECT 1500UF	20% 25V
R216	1-216-809-11	METAL CHIP	100 5% 1/10W	C6207	1-112-242-21	ELECT 1500UF	20% 25V
R217	1-216-821-11	METAL CHIP	1K 5% 1/10W	C6216	1-107-928-11	ELECT 4.7UF	20% 100V
R218	1-216-821-11	METAL CHIP	1K 5% 1/10W	C6217	1-112-229-21	ELECT 1500UF	20% 16V
R219	1-216-809-11	METAL CHIP	100 5% 1/10W	C6305	1-107-826-11	CERAMIC CHIP 0.1UF	10.00% 16V
R220	1-216-797-11	METAL CHIP	10 5% 1/10W	C6306	1-162-927-11	CERAMIC CHIP 100PF	5.00% 50V
R222	1-216-853-11	METAL CHIP	470K 5% 1/10W	C6307	1-107-903-11	ELECT 2.2UF	20% 50V
R223	1-216-853-11	METAL CHIP	470K 5% 1/10W	C6308	1-107-904-11	ELECT 3.3UF	20% 50V
R224	1-218-831-11	METAL CHIP	220 0.5% 1/10W	C6309	1-107-910-11	ELECT 100UF	20% 50V
R225	1-218-831-11	METAL CHIP	220 0.5% 1/10W	C6310	1-100-139-31	FILM 0.001UF	5% 630V
R226	1-216-864-11	SHORT CHIP	0	C6314	1-162-964-11	CERAMIC CHIP 0.001UF	10.00% 50V
<	VARISTOR >			C6315	1-165-729-31	ELECT 470UF	20% 16V
VD201	1-802-082-11	VARISTOR (SMD)		C6316	1-107-826-11	CERAMIC CHIP 0.1UF	10.00% 16V
VD202	1-802-082-11	VARISTOR (SMD)		C6401	1-107-882-91	ELECT 100UF	20% 16V
VD203	1-802-082-11	VARISTOR (SMD)		C6402	1-127-573-11	CERAMIC CHIP 1UF	10% 16V
*A-1184-357-B G2A Board, Complete							
	4-382-854-11	SCREW (M3X10), P, SW (+)		C6404	1-107-826-11	CERAMIC CHIP 0.1UF	10.00% 16V
<	CAPACITOR >			C6405	1-115-339-11	CERAMIC CHIP 0.1UF	10.00% 50V
C6000	Δ 1-161-964-91	CERAMIC	0.0047UF 250V	C6406	1-162-964-11	CERAMIC CHIP 0.001UF	10.00% 50V
C6001	Δ 1-119-892-51	CERAMIC	470PF 10.00% 250V	C6407	1-162-970-11	CERAMIC CHIP 0.01UF	10.00% 25V
C6002	Δ 1-165-531-11	MYLAR	1UF 10 275V	C6408	1-125-891-11	CERAMIC CHIP 0.47UF	10.00% 10V
C6003	Δ 1-161-964-91	CERAMIC	0.0047UF 250V	C6409	1-162-964-11	CERAMIC CHIP 0.001UF	10.00% 50V
C6004	Δ 1-165-529-11	MYLAR	0.22UF 10 275V	C6412	1-125-891-11	CERAMIC CHIP 0.47UF	10.00% 10V
C6005	Δ 1-119-892-51	CERAMIC	470PF 10.00% 250V	C6413	1-162-964-11	CERAMIC CHIP 0.001UF	10.00% 50V
C6006	1-135-361-11	ELECT (BLOCK)	180UF 20% 450V	C6451	1-107-826-11	CERAMIC CHIP 0.1UF	10.00% 16V
C6008	1-135-361-11	ELECT (BLOCK)	180UF 20% 450V	C6454	1-125-889-91	CERAMIC CHIP 2.2UF	10% 10V
C6010	Δ 1-113-889-11	CERAMIC	0.001UF 20.00% 250V	C6504	1-162-134-11	CERAMIC 470PF	10.00% 2KV
C6012	Δ 1-113-889-11	CERAMIC	0.001UF 20.00% 250V	C6505	1-162-134-11	CERAMIC 470PF	10.00% 2KV
C6015	Δ 1-113-889-11	CERAMIC	0.001UF 20.00% 250V	C6507	1-107-888-11	ELECT 47UF	20% 25V
C6016	Δ 1-113-889-11	CERAMIC	0.001UF 20.00% 250V	C6517	1-117-227-11	MYLAR 1UF	10.00% 450V
C6051	1-162-970-11	CERAMIC CHIP	0.01UF 10.00% 25V	C6518	1-112-744-52	MYLAR 1UF	10% 450V
C6100	1-162-970-11	CERAMIC CHIP	0.01UF 10.00% 25V	C6519	1-162-969-11	CERAMIC CHIP 0.0068UF	10.00% 25V
C6101	1-107-905-11	ELECT	4.7UF 20% 50V	C6520	1-117-227-11	MYLAR 1UF	10.00% 450V
C6102	1-107-910-11	ELECT	100UF 20% 50V	C6521	1-107-823-11	CERAMIC CHIP 0.47UF	10.00% 16V
C6103	1-107-826-11	CERAMIC CHIP	0.1UF 10.00% 16V	C6522	1-162-964-11	CERAMIC CHIP 0.001UF	10.00% 50V
C6104	1-100-831-91	CERAMIC CHIP	0.001UF 2% 50V	C6523	1-162-970-11	CERAMIC CHIP 0.01UF	10.00% 25V
C6105	1-107-906-11	ELECT	10UF 20% 50V	C6525	1-115-339-11	CERAMIC CHIP 0.1UF	10.00% 50V
C6108	1-115-340-11	CERAMIC CHIP	0.22UF 10.00% 25V	C6526	1-107-906-11	ELECT 10UF	20% 50V
C6109	1-107-888-11	ELECT	47UF 20% 25V	<	CONNECTOR >		
C6111	1-162-134-11	CERAMIC	470PF 10.00% 2KV	CN6000	1-695-915-11	TAB (CONTACT)	
C6112	1-100-310-11	FILM	18000PF 3% 800V	CN6001	Δ *1-793-660-11	PIN, CONNECTOR (PC BOARD) 3P	
C6116	1-163-021-91	CERAMIC CHIP	0.01UF 10.00% 50V	CN6011	1-537-770-21	TERMINAL BOARD, GROUND	
C6200	1-164-227-11	CERAMIC CHIP	0.022UF 10.00% 25V	CN6200	*1-793-236-11	PIN, CONNECTOR (PC BOARD) 14P	
C6202	1-112-242-21	ELECT	1500UF 20% 25V	CN6202	*1-785-708-11	PIN, CONNECTOR (PC BOARD) 12P	
C6203	1-107-907-11	ELECT	22UF 20% 50V	CN6204	*1-785-706-11	PIN, CONNECTOR (PC BOARD) 10P	
C6204	1-112-242-21	ELECT	1500UF 20% 25V	CN6206	1-695-915-11	TAB (CONTACT)	
				CN6207	1-695-915-11	TAB (CONTACT)	
				CN6211	1-537-770-21	TERMINAL BOARD, GROUND	
				CN6214	1-537-770-21	TERMINAL BOARD, GROUND	

Note : The components identified by shading and marked Δ are critical for safety. Replace only with the part numbers specified in the parts list.

G2A

REF.NO.	PART.NO	DESCRIPTION	REMARK	REF.NO.	PART.NO	DESCRIPTION	REMARK
CN6216	1-537-770-21	TERMINAL BOARD, GROUND		< FUSE >			
CN6217	*1-785-701-11	PIN, CONNECTOR (PC BOARD) 3P		F6000	Δ 1-576-233-51	FUSE	6.3A 250V
< DIODE >				< FERRITE BEAD >			
D6000	8-719-054-89	DIODE D15XB60		FB6100	1-412-911-11	FERRITE	0UH
D6002	8-719-404-50	DIODE MA111-TX		FB6101	1-412-911-11	FERRITE	0UH
D6003	8-719-404-50	DIODE MA111-TX		< CLIP FUSE >			
D6102	6-500-137-01	DIODE BAT54HT1		FH6000	Δ 1-533-223-11	FUSE HOLDER	0A 0V
D6103	8-719-979-64	DIODE UF4005/23		FH6001	Δ 1-533-223-11	FUSE HOLDER	0A 0V
D6104	6-501-043-01	DIODE UMZ16NT106		< IC >			
D6105	6-501-043-01	DIODE UMZ16NT106		IC6100	6-707-749-01	IC CXD9841P	
D6106	8-719-081-67	DIODE M1FM3		IC6200	6-709-368-01	IC MM1431ATT (CN)	
D6107	8-719-081-67	DIODE M1FM3		IC6301	6-708-801-01	IC MIP2H2	
D6108	8-719-041-97	DIODE MA113-(TX)		IC6302	6-709-442-01	IC MM1530ATT	
D6109	8-719-022-90	DIODE MA8160-M		IC6401	6-709-368-01	IC MM1431ATT (CN)	
D6200	8-719-057-96	DIODE D10SC6M-4012		IC6402	6-709-368-01	IC MM1431ATT (CN)	
D6201	8-719-057-96	DIODE D10SC6M-4012		IC6502	6-709-192-01	IC FA5501AN-D1-TE1	
D6202	8-719-057-96	DIODE D10SC6M-4012		< COIL >			
D6203	8-719-057-96	DIODE D10SC6M-4012		L6000	Δ 1-456-856-21	LINE FILTER COIL	
D6204	6-500-567-31	DIODE 10ERB20-TB3		L6203	1-414-487-41	INDUCTOR	1UH
D6205	6-500-567-31	DIODE 10ERB20-TB3		L6204	1-414-487-41	INDUCTOR	1UH
D6207	8-719-057-96	DIODE D10SC6M-4012		L6207	1-457-239-11	INDUCTOR	4.7UH
D6208	8-719-057-96	DIODE D10SC6M-4012		L6208	1-457-239-11	INDUCTOR	4.7UH
D6302	6-500-567-31	DIODE 10ERB20-TB3		L6300	1-414-183-41	INDUCTOR	10UH
D6303	6-500-567-31	DIODE 10ERB20-TB3		L6500	1-457-218-11	INDUCTOR	100UH
D6304	6-500-849-01	DIODE ERA22-08KFLB		L6502	1-457-141-21	INDUCTOR	175UH
D6305	6-500-567-31	DIODE 10ERB20-TB3		< PHOTOCOUPLER >			
D6306	8-719-510-02	DIODE D1NS4		PH6000	Δ 6-600-187-01	PHOTO COUPLER	PC123Y22J00F
D6401	8-719-404-50	DIODE MA111-TX		PH6100	6-600-187-01	PHOTO COUPLER	PC123Y22J00F
D6402	8-719-404-50	DIODE MA111-TX		PH6301	6-600-187-01	PHOTO COUPLER	PC123Y22J00F
D6406	8-719-404-50	DIODE MA111-TX		PH6400	6-600-187-01	PHOTO COUPLER	PC123Y22J00F
D6407	8-719-018-01	DIODE MA8220-TX		PH6401	6-600-187-01	PHOTO COUPLER	PC123Y22J00F
D6408	8-719-404-50	DIODE MA111-TX		PH6402	6-600-187-01	PHOTO COUPLER	PC123Y22J00F
D6452	8-719-404-50	DIODE MA111-TX		< TRANSISTOR >			
D6456	8-719-404-50	DIODE MA111-TX		Q6051	8-729-045-62	TRANSISTOR 2SK2158-T2B	
D6504	8-719-404-50	DIODE MA111-TX		Q6100	6-551-297-01	TRANSISTOR 2SK3568 (LBS1SONY.Q	
D6505	8-719-421-82	DIODE MA8043-M		Q6101	6-551-297-01	TRANSISTOR 2SK3568 (LBS1SONY.Q	
D6506	8-719-054-59	DIODE FSF05A60		Q6400	8-729-804-41	TRANSISTOR 2SB1122-S	
D6507	8-719-404-50	DIODE MA111-TX		Q6401	8-729-120-28	TRANSISTOR 2SC1623-L5L6	
D6508	6-500-108-01	DIODE EP05FA20		Q6402	8-729-045-62	TRANSISTOR 2SK2158-T2B	
D6509	6-500-108-01	DIODE EP05FA20		Q6403	8-729-600-22	TRANSISTOR 2SA1235-F	
D6510	6-500-137-01	DIODE BAT54HT1		Q6404	8-729-120-28	TRANSISTOR 2SC1623-L5L6	
D6511	8-719-404-50	DIODE MA111-TX		Q6405	8-729-120-28	TRANSISTOR 2SC1623-L5L6	
D6512	8-719-404-50	DIODE MA111-TX					
D6551	8-719-404-50	DIODE MA111-TX					
D6552	8-719-404-50	DIODE MA111-TX					
D6553	8-719-404-50	DIODE MA111-TX					

Note : The components identified by shading and marked Δ are critical for safety. Replace only with the part numbers specified in the parts list.

G2A

REF.NO.	PART.NO	DESCRIPTION	REMARK	REF.NO.	PART.NO	DESCRIPTION	REMARK
Q6406	8-729-120-28	TRANSISTOR 2SC1623-L5L6		R6304	1-216-821-11	METAL CHIP 1K 5%	1/10W
Q6408	8-729-120-28	TRANSISTOR 2SC1623-L5L6		R6305	1-216-827-11	METAL CHIP 3.3K 5%	1/10W
Q6409	8-729-120-28	TRANSISTOR 2SC1623-L5L6		R6306	1-216-805-11	METAL CHIP 47 5%	1/10W
Q6454	8-729-600-22	TRANSISTOR 2SA1235-F		R6307	1-218-887-11	METAL CHIP 47K 0.5%	1/10W
Q6455	8-729-120-28	TRANSISTOR 2SC1623-L5L6		R6308	1-218-871-11	METAL CHIP 10K 0.5%	1/10W
Q6500	6-551-403-01	TRANSISTOR 2SK3797(LBS1SONY.		R6309	1-218-867-11	METAL CHIP 6.8K 0.5%	1/10W
Q6501	8-729-820-90	TRANSISTOR 2SD1621-ST		R6400	1-216-833-11	METAL CHIP 10K 5%	1/10W
Q6502	8-729-804-41	TRANSISTOR 2SB1122-S		R6401	1-218-863-11	METAL CHIP 4.7K 0.5%	1/10W
Q6504	6-551-403-01	TRANSISTOR 2SK3797(LBS1SONY.		R6402	1-216-833-11	METAL CHIP 10K 5%	1/10W
< RESISTOR >				R6403	1-218-887-11	METAL CHIP 47K 0.5%	1/10W
R6002	Δ 1-240-251-11	METAL 6.8 5%	10W	R6405	1-216-829-11	METAL CHIP 4.7K 5%	1/10W
R6003	1-247-752-11	CARBON 1K 5%	1/2W	R6407	1-216-837-11	METAL CHIP 22K 5%	1/10W
R6004	1-218-835-11	METAL CHIP 330 0.5%	1/10W	R6408	1-218-879-11	METAL CHIP 22K 0.5%	1/10W
R6016	1-535-143-71	LEAD, JUMPER (7.5MM)		R6409	1-216-833-11	METAL CHIP 10K 5%	1/10W
R6051	1-216-821-11	METAL CHIP 1K 5%	1/10W	R6410	1-216-821-11	METAL CHIP 1K 5%	1/10W
R6052	1-216-837-11	METAL CHIP 22K 5%	1/10W	R6412	1-216-833-11	METAL CHIP 10K 5%	1/10W
R6101	1-249-385-11	CARBON 2.2 5%	1/4W	R6413	1-218-863-11	METAL CHIP 4.7K 0.5%	1/10W
R6102	Δ 1-202-933-61	FUSIBLE 0.1 10%	1/2W	R6414	1-216-833-11	METAL CHIP 10K 5%	1/10W
R6103	1-218-823-11	METAL CHIP 100 0.5%	1/10W	R6415	1-216-833-11	METAL CHIP 10K 5%	1/10W
R6104	1-218-887-11	METAL CHIP 47K 0.5%	1/10W	R6416	1-216-837-11	METAL CHIP 22K 5%	1/10W
R6105	1-208-854-11	METAL CHIP 1M 0.5%	1/10W	R6417	1-216-821-11	METAL CHIP 1K 5%	1/10W
R6106	1-208-854-11	METAL CHIP 1M 0.5%	1/10W	R6418	1-216-845-11	METAL CHIP 100K 5%	1/10W
R6107	1-208-854-11	METAL CHIP 1M 0.5%	1/10W	R6419	1-216-837-11	METAL CHIP 22K 5%	1/10W
R6108	1-208-854-11	METAL CHIP 1M 0.5%	1/10W	R6420	1-216-833-11	METAL CHIP 10K 5%	1/10W
R6109	1-218-761-11	METAL CHIP 240K 0.5%	1/10W	R6421	1-216-864-11	SHORT CHIP 0	
R6110	1-218-881-11	METAL CHIP 27K 0.5%	1/10W	R6422	1-218-887-11	METAL CHIP 47K 0.5%	1/10W
R6111	1-218-873-11	METAL CHIP 12K 0.5%	1/10W	R6425	1-216-809-11	METAL CHIP 100 5%	1/10W
R6114	1-211-985-11	METAL CHIP 47 0.5%	1/10W	R6426	1-216-849-11	METAL CHIP 220K 5%	1/10W
R6116	1-216-009-91	RES-CHIP 22 5%	1/10W	R6427	1-218-889-11	METAL CHIP 56K 0.5%	1/10W
R6117	1-216-009-91	RES-CHIP 22 5%	1/10W	R6436	1-216-829-11	METAL CHIP 4.7K 5%	1/10W
R6118	1-216-833-11	METAL CHIP 10K 5%	1/10W	R6437	1-216-821-11	METAL CHIP 1K 5%	1/10W
R6119	1-216-833-11	METAL CHIP 10K 5%	1/10W	R6441	1-216-841-11	METAL CHIP 47K 5%	1/10W
R6121	1-216-361-00	METAL OXIDE 0.22 5%	2W	R6442	1-216-833-11	METAL CHIP 10K 5%	1/10W
R6122	1-216-361-00	METAL OXIDE 0.22 5%	2W	R6443	1-216-833-11	METAL CHIP 10K 5%	1/10W
R6123	1-218-847-11	METAL CHIP 1K 0.5%	1/10W	R6444	1-216-833-11	METAL CHIP 10K 5%	1/10W
R6127	1-216-857-11	METAL CHIP 1M 5%	1/10W	R6451	1-216-833-11	METAL CHIP 10K 5%	1/10W
R6200	1-216-821-11	METAL CHIP 1K 5%	1/10W	R6452	1-218-847-11	METAL CHIP 1K 0.5%	1/10W
R6201	1-216-821-11	METAL CHIP 1K 5%	1/10W	R6453	1-216-833-11	METAL CHIP 10K 5%	1/10W
R6202	1-216-105-91	RES-CHIP 220K 5%	1/10W	R6454	1-216-829-11	METAL CHIP 4.7K 5%	1/10W
R6203	1-216-829-11	METAL CHIP 4.7K 5%	1/10W	R6455	1-218-903-11	METAL CHIP 220K 0.5%	1/10W
R6204	1-218-843-11	METAL CHIP 680 0.5%	1/10W	R6456	1-218-859-11	METAL CHIP 3.3K 0.5%	1/10W
R6205	1-218-865-11	METAL CHIP 5.6K 0.5%	1/10W	R6459	1-218-885-11	METAL CHIP 39K 0.5%	1/10W
R6207	1-218-847-11	METAL CHIP 1K 0.5%	1/10W	R6461	1-216-833-11	METAL CHIP 10K 5%	1/10W
R6208	1-249-377-11	CARBON 0.47 5%	1/4W	R6462	1-216-833-11	METAL CHIP 10K 5%	1/10W
R6226	1-249-389-11	CARBON 4.7 5%	1/4W	R6468	1-218-903-11	METAL CHIP 220K 0.5%	1/10W
R6300	Δ 1-212-958-00	FUSIBLE 10 5%	1/2W	R6503	1-215-882-00	METAL OXIDE 22 5%	2W
R6301	1-243-725-71	METAL OXIDE 100K 5%	1W	R6512	1-218-907-11	METAL CHIP 330K 0.5%	1/10W
R6302	1-218-865-11	METAL CHIP 5.6K 0.5%	1/10W	R6513	1-218-879-11	METAL CHIP 22K 0.5%	1/10W
R6303	1-249-385-11	CARBON 2.2 5%	1/4W	R6514	1-218-895-11	METAL CHIP 100K 0.5%	1/10W
				R6515	1-218-823-11	METAL CHIP 100 0.5%	1/10W

Note : The components identified by shading and marked Δ are critical for safety. Replace only with the part numbers specified in the parts list.

G2A BE

REF.NO.	PART.NO	DESCRIPTION	REMARK	REF.NO.	PART.NO	DESCRIPTION	REMARK
R6526	1-211-989-11	METAL CHIP	68 0.5% 1/10W	*A-1196-582-D BE Board, Complete			
R6527	1-218-913-91	METAL CHIP	560K 0.5% 1/10W		2-586-175-01	SHEET B, RADIATION	
R6528	1-218-879-11	METAL CHIP	22K 0.5% 1/10W	A5001	1-694-974-21	CONTACT TERMINAL	
R6529	1-216-864-11	SHORT CHIP	0	A5002	1-694-974-21	CONTACT TERMINAL	
R6530	1-219-729-61	METAL	0.33 10% 5W	A5003	1-694-974-21	CONTACT TERMINAL	
R6531	1-219-729-61	METAL	0.33 10% 5W	A5004	1-694-974-21	CONTACT TERMINAL	
R6532	1-216-864-11	SHORT CHIP	0	< CAPACITOR >			
R6533	1-216-833-11	METAL CHIP	10K 5% 1/10W	C4001	1-162-964-11	CERAMIC CHIP 0.001UF	10.00% 50V
R6534	1-218-823-11	METAL CHIP	100 0.5% 1/10W	C4003	1-162-964-11	CERAMIC CHIP 0.001UF	10.00% 50V
R6535	1-216-833-11	METAL CHIP	10K 5% 1/10W	C4004	1-162-970-11	CERAMIC CHIP 0.01UF	10.00% 25V
R6536	1-218-830-11	METAL CHIP	200 0.5% 1/10W	C4006	1-100-906-11	CERAMIC CHIP 0.01UF	10% 16V
R6537	1-249-389-11	CARBON	4.7 5% 1/4W	C4007	1-162-964-11	CERAMIC CHIP 0.001UF	10.00% 50V
R6538	1-249-405-11	CARBON	100 5% 1/4W	C4010	1-100-916-11	CERAMIC CHIP 0.1UF	10% 16V
R6539	1-218-830-11	METAL CHIP	200 0.5% 1/10W	C4011	1-126-206-11	ELECT CHIP 100UF	20.00% 6.3V
R6540	1-249-389-11	CARBON	4.7 5% 1/4W	C4012	1-100-591-91	CERAMIC CHIP 1UF	10% 25V
R6541	1-208-818-11	METAL CHIP	33K 0.5% 1/10W	C4013	1-112-777-11	CERAMIC CHIP 0.01UF	10% 25V
R6542	1-208-814-91	METAL CHIP	22K 0.5% 1/10W	C4014	1-112-777-11	CERAMIC CHIP 0.01UF	10% 25V
R6543	1-218-830-11	METAL CHIP	200 0.5% 1/10W	C4015	1-100-906-11	CERAMIC CHIP 0.01UF	10% 16V
R6544	1-218-830-11	METAL CHIP	200 0.5% 1/10W	C4016	1-100-916-11	CERAMIC CHIP 0.1UF	10% 16V
R6545	1-208-848-11	METAL CHIP	560K 0.5% 1/10W	C4017	1-100-906-11	CERAMIC CHIP 0.01UF	10% 16V
R6546	1-208-848-11	METAL CHIP	560K 0.5% 1/10W	C4018	1-100-916-11	CERAMIC CHIP 0.1UF	10% 16V
R6547	1-208-848-11	METAL CHIP	560K 0.5% 1/10W	C4019	1-164-847-11	CERAMIC CHIP 7PF	0.50PF 50V
R6548	1-208-846-11	METAL CHIP	470K 0.5% 1/10W	C4021	1-100-906-11	CERAMIC CHIP 0.01UF	10% 16V
R6549	1-208-844-11	METAL CHIP	390K 0.5% 1/10W	C4022	1-126-392-11	ELECT CHIP 100UF	20.00% 6.3V
R6550	1-218-875-11	METAL CHIP	15K 0.5% 1/10W	C4023	1-100-916-11	CERAMIC CHIP 0.1UF	10% 16V
R6551	1-249-393-11	CARBON	10 5% 1/4W	C4024	1-126-392-11	ELECT CHIP 100UF	20.00% 6.3V
R6552	1-216-809-11	METAL CHIP	100 5% 1/10W	C4025	1-100-916-11	CERAMIC CHIP 0.1UF	10% 16V
R6553 Δ	1-208-830-11	METAL CHIP	100K 0.5% 1/10W	C4026	1-100-906-11	CERAMIC CHIP 0.01UF	10% 16V
R6554	1-218-911-11	METAL CHIP	470K 0.5% 1/10W	C4027	1-100-916-11	CERAMIC CHIP 0.1UF	10% 16V
R6555	1-218-887-11	METAL CHIP	47K 0.5% 1/10W	C4028	1-100-916-11	CERAMIC CHIP 0.1UF	10% 16V
R6557	1-218-851-11	METAL CHIP	1.5K 0.5% 1/10W	C4029	1-100-906-11	CERAMIC CHIP 0.01UF	10% 16V
R6560	1-218-911-11	METAL CHIP	470K 0.5% 1/10W	C4030	1-112-777-11	CERAMIC CHIP 0.01UF	10% 25V
R6562 Δ	1-218-760-11	METAL CHIP	220K 0.5% 1/10W	C4031	1-100-916-11	CERAMIC CHIP 0.1UF	10% 16V
R6563 Δ	1-218-760-11	METAL CHIP	220K 0.5% 1/10W	C4032	1-100-906-11	CERAMIC CHIP 0.01UF	10% 16V
R6564 Δ	1-218-760-11	METAL CHIP	220K 0.5% 1/10W	C4033	1-100-916-11	CERAMIC CHIP 0.1UF	10% 16V
R6565 Δ	1-218-760-11	METAL CHIP	220K 0.5% 1/10W	C4034	1-100-906-11	CERAMIC CHIP 0.01UF	10% 16V
R6566	1-216-833-11	METAL CHIP	10K 5% 1/10W	C4035	1-100-906-11	CERAMIC CHIP 0.01UF	10% 16V
< RELAY >				C4036	1-112-064-11	CERAMIC CHIP 2.2UF	10% 10V
RY6003 Δ	1-755-579-11	RELAY, POWER		C4037	1-100-906-11	CERAMIC CHIP 0.01UF	10% 16V
< TRANSFORMER >				C4038	1-100-916-11	CERAMIC CHIP 0.1UF	10% 16V
T6102 Δ	1-443-983-11	CONVERTER TRANSFORMER (PIT)		C4039	1-100-906-11	CERAMIC CHIP 0.01UF	10% 16V
T6103 Δ	1-443-982-11	CONVERTER TRANSFORMER (PIT)		C4040	1-100-916-11	CERAMIC CHIP 0.1UF	10% 16V
T6301 Δ	1-443-984-11	CONVERTER TRANSFORMER (SBT)		C4041	1-100-916-11	CERAMIC CHIP 0.1UF	10% 16V
< VARISTOR >				C4042	1-100-906-11	CERAMIC CHIP 0.01UF	10% 16V
VD6000 Δ	1-804-996-21	VARISTOR		C4043	1-100-906-11	CERAMIC CHIP 0.01UF	10% 16V
VD6001 Δ	1-804-996-21	VARISTOR		C4044	1-100-591-91	CERAMIC CHIP 1UF	10% 25V
				C4045	1-100-916-11	CERAMIC CHIP 0.1UF	10% 16V



REF.NO.	PART.NO	DESCRIPTION	REMARK	REF.NO.	PART.NO	DESCRIPTION	REMARK
C4046	1-100-906-11	CERAMIC CHIP 0.01UF	10% 16V	C4305	1-100-566-91	CERAMIC CHIP 0.1UF	10.00% 25V
C4047	1-100-916-11	CERAMIC CHIP 0.1UF	10% 16V	C4306	1-100-566-91	CERAMIC CHIP 0.1UF	10.00% 25V
C4048	1-100-916-11	CERAMIC CHIP 0.1UF	10% 16V	C4307	1-100-566-91	CERAMIC CHIP 0.1UF	10.00% 25V
C4049	1-100-906-11	CERAMIC CHIP 0.01UF	10% 16V	C4308	1-164-874-11	CERAMIC CHIP 100PF	5.00% 50V
C4050	1-100-916-11	CERAMIC CHIP 0.1UF	10% 16V	C4309	1-100-905-11	CERAMIC CHIP 0.001UF	10% 50V
C4051	1-126-394-11	ELECT CHIP 10UF	20.00% 16V	C4310	1-100-905-11	CERAMIC CHIP 0.001UF	10% 50V
C4052	1-100-916-11	CERAMIC CHIP 0.1UF	10% 16V	C4311	1-100-905-11	CERAMIC CHIP 0.001UF	10% 50V
C4053	1-126-394-11	ELECT CHIP 10UF	20.00% 16V	C4312	1-100-162-91	CERAMIC CHIP 1UF	50V
C4054	1-100-916-11	CERAMIC CHIP 0.1UF	10% 16V	C4400	1-164-937-11	CERAMIC CHIP 0.001UF	10.00% 50V
C4055	1-100-916-11	CERAMIC CHIP 0.1UF	10% 16V	C4401	1-164-937-11	CERAMIC CHIP 0.001UF	10.00% 50V
C4056	1-100-916-11	CERAMIC CHIP 0.1UF	10% 16V	C4402	1-100-916-11	CERAMIC CHIP 0.1UF	10% 16V
C4057	1-100-916-11	CERAMIC CHIP 0.1UF	10% 16V	C4403	1-127-573-11	CERAMIC CHIP 1UF	10% 16V
C4058	1-100-916-11	CERAMIC CHIP 0.1UF	10% 16V	C4404	1-127-573-11	CERAMIC CHIP 1UF	10% 16V
C4059	1-100-906-11	CERAMIC CHIP 0.01UF	10% 16V	C4405	1-162-927-11	CERAMIC CHIP 100PF	5.00% 50V
C4060	1-100-906-11	CERAMIC CHIP 0.01UF	10% 16V	C4406	1-162-927-11	CERAMIC CHIP 100PF	5.00% 50V
C4061	1-100-906-11	CERAMIC CHIP 0.01UF	10% 16V	C4407	1-164-874-11	CERAMIC CHIP 100PF	5.00% 50V
C4062	1-126-394-11	ELECT CHIP 10UF	20.00% 16V	C4408	1-112-781-11	CERAMIC CHIP 1UF	10% 10V
C4063	1-100-916-11	CERAMIC CHIP 0.1UF	10% 16V	C4409	1-100-906-11	CERAMIC CHIP 0.01UF	10% 16V
C4066	1-100-916-11	CERAMIC CHIP 0.1UF	10% 16V	C4412	1-100-566-91	CERAMIC CHIP 0.1UF	10.00% 25V
C4067	1-100-566-91	CERAMIC CHIP 0.1UF	10.00% 25V	C4413	1-127-573-11	CERAMIC CHIP 1UF	10% 16V
C4068	1-100-566-91	CERAMIC CHIP 0.1UF	10.00% 25V	C4414	1-127-573-11	CERAMIC CHIP 1UF	10% 16V
C4069	1-100-566-91	CERAMIC CHIP 0.1UF	10.00% 25V	C4415	1-100-905-11	CERAMIC CHIP 0.001UF	10% 50V
C4070	1-100-906-11	CERAMIC CHIP 0.01UF	10% 16V	C4416	1-164-874-11	CERAMIC CHIP 100PF	5.00% 50V
C4071	1-164-874-11	CERAMIC CHIP 100PF	5.00% 50V	C4512	1-164-937-11	CERAMIC CHIP 0.001UF	10.00% 50V
C4072	1-100-916-11	CERAMIC CHIP 0.1UF	10% 16V	C5000	1-100-916-11	CERAMIC CHIP 0.1UF	10% 16V
C4073	1-126-390-11	ELECT CHIP 22UF	20.00% 6.3V	C5002	1-100-908-11	CERAMIC CHIP 1UF	10% 6.3V
C4074	1-100-916-11	CERAMIC CHIP 0.1UF	10% 16V	C5003	1-100-916-11	CERAMIC CHIP 0.1UF	10% 16V
C4075	1-164-939-11	CERAMIC CHIP 0.0022UF	10.00% 50V	C5004	1-100-916-11	CERAMIC CHIP 0.1UF	10% 16V
C4076	1-112-781-11	CERAMIC CHIP 1UF	10% 10V	C5005	1-100-916-11	CERAMIC CHIP 0.1UF	10% 16V
C4079	1-100-916-11	CERAMIC CHIP 0.1UF	10% 16V	C5006	1-164-847-11	CERAMIC CHIP 7PF	0.50PF 50V
C4080	1-100-906-11	CERAMIC CHIP 0.01UF	10% 16V	C5007	1-164-847-11	CERAMIC CHIP 7PF	0.50PF 50V
C4081	1-126-391-11	ELECT CHIP 47UF	20.00% 6.3V	C5008	1-112-774-11	CERAMIC CHIP 470PF	10% 50V
C4082	1-126-394-11	ELECT CHIP 10UF	20.00% 16V	C5009	1-112-777-11	CERAMIC CHIP 0.01UF	10% 25V
C4083	1-100-916-11	CERAMIC CHIP 0.1UF	10% 16V	C5011	1-100-905-11	CERAMIC CHIP 0.001UF	10% 50V
C4084	1-100-905-11	CERAMIC CHIP 0.001UF	10% 50V	C5012	1-112-777-11	CERAMIC CHIP 0.01UF	10% 25V
C4085	1-115-456-21	DOUBLE LAYER 0.22F	5.5V	C5013	1-112-777-11	CERAMIC CHIP 0.01UF	10% 25V
C4086	1-112-777-11	CERAMIC CHIP 0.01UF	10% 25V	C5014	1-100-905-11	CERAMIC CHIP 0.001UF	10% 50V
C4087	1-100-916-11	CERAMIC CHIP 0.1UF	10% 16V	C5036	1-100-905-11	CERAMIC CHIP 0.001UF	10% 50V
C4089	1-100-905-11	CERAMIC CHIP 0.001UF	10% 50V	C5038	1-100-905-11	CERAMIC CHIP 0.001UF	10% 50V
C4090	1-100-916-11	CERAMIC CHIP 0.1UF	10% 16V	C5201	1-100-916-11	CERAMIC CHIP 0.1UF	10% 16V
C4091	1-100-912-11	CERAMIC CHIP 1UF	10% 25V	C5203	1-100-916-11	CERAMIC CHIP 0.1UF	10% 16V
C4092	1-100-566-91	CERAMIC CHIP 0.1UF	10.00% 25V	C5205	1-100-916-11	CERAMIC CHIP 0.1UF	10% 16V
C4100	1-100-911-11	CERAMIC CHIP 4.7UF	10% 25V	C5207	1-100-916-11	CERAMIC CHIP 0.1UF	10% 16V
C4101	1-100-911-11	CERAMIC CHIP 4.7UF	10% 25V	C5208	1-115-340-11	CERAMIC CHIP 0.22UF	10.00% 25V
C4105	1-164-874-11	CERAMIC CHIP 100PF	5.00% 50V	C5209	1-117-681-11	ELECT CHIP 100UF	20.00% 16V
C4106	1-164-874-11	CERAMIC CHIP 100PF	5.00% 50V	C5210	1-100-566-91	CERAMIC CHIP 0.1UF	10.00% 25V
C4107	1-164-874-11	CERAMIC CHIP 100PF	5.00% 50V	C5211	1-100-566-91	CERAMIC CHIP 0.1UF	10.00% 25V
C4110	1-100-916-11	CERAMIC CHIP 0.1UF	10% 16V	C5212	1-100-916-11	CERAMIC CHIP 0.1UF	10% 16V
C4301	1-112-692-11	CERAMIC CHIP 1000PF	5% 50V	C5214	1-100-916-11	CERAMIC CHIP 0.1UF	10% 16V
C4304	1-100-905-11	CERAMIC CHIP 0.001UF	10% 50V	C5215	1-100-916-11	CERAMIC CHIP 0.1UF	10% 16V



REF.NO.	PART.NO	DESCRIPTION	REMARK	REF.NO.	PART.NO	DESCRIPTION	REMARK
C5520	1-100-905-11	CERAMIC CHIP 0.001UF	10% 50V	C5811	1-100-906-11	CERAMIC CHIP 0.01UF	10% 16V
C5521	1-100-905-11	CERAMIC CHIP 0.001UF	10% 50V	C5812	1-100-906-11	CERAMIC CHIP 0.01UF	10% 16V
C5522	1-126-392-11	ELECT CHIP 100UF	20.00% 6.3V	C5813	1-126-390-11	ELECT CHIP 22UF	20.00% 6.3V
C5523	1-126-392-11	ELECT CHIP 100UF	20.00% 6.3V	C5814	1-124-779-00	ELECT CHIP 10UF	20.00% 16V
C5524	1-100-916-11	CERAMIC CHIP 0.1UF	10% 16V	C5818	1-164-874-11	CERAMIC CHIP 100PF	5.00% 50V
C5525	1-100-905-11	CERAMIC CHIP 0.001UF	10% 50V	C5819	1-100-916-11	CERAMIC CHIP 0.1UF	10% 16V
C5526	1-100-916-11	CERAMIC CHIP 0.1UF	10% 16V	C5820	1-164-874-11	CERAMIC CHIP 100PF	5.00% 50V
C5527	1-100-905-11	CERAMIC CHIP 0.001UF	10% 50V	C5821	1-164-874-11	CERAMIC CHIP 100PF	5.00% 50V
C5528	1-100-916-11	CERAMIC CHIP 0.1UF	10% 16V	C5827	1-126-394-11	ELECT CHIP 10UF	20.00% 16V
C5529	1-100-905-11	CERAMIC CHIP 0.001UF	10% 50V	C5828	1-164-874-11	CERAMIC CHIP 100PF	5.00% 50V
C5530	1-100-916-11	CERAMIC CHIP 0.1UF	10% 16V	C5829	1-100-905-11	CERAMIC CHIP 0.001UF	10% 50V
C5531	1-100-905-11	CERAMIC CHIP 0.001UF	10% 50V	C5832	1-100-916-11	CERAMIC CHIP 0.1UF	10% 16V
C5532	1-100-916-11	CERAMIC CHIP 0.1UF	10% 16V	C5833	1-100-566-91	CERAMIC CHIP 0.1UF	10.00% 25V
C5533	1-100-916-11	CERAMIC CHIP 0.1UF	10% 16V	C5834	1-126-396-11	ELECT CHIP 47UF	20.00% 16V
C5534	1-100-916-11	CERAMIC CHIP 0.1UF	10% 16V	C5835	1-127-573-11	CERAMIC CHIP 1UF	10% 16V
C5535	1-100-916-11	CERAMIC CHIP 0.1UF	10% 16V	C5836	1-127-573-11	CERAMIC CHIP 1UF	10% 16V
C5536	1-100-916-11	CERAMIC CHIP 0.1UF	10% 16V	C5837	1-112-064-11	CERAMIC CHIP 2.2UF	10% 10V
C5537	1-100-916-11	CERAMIC CHIP 0.1UF	10% 16V	C5838	1-112-064-11	CERAMIC CHIP 2.2UF	10% 10V
C5538	1-100-916-11	CERAMIC CHIP 0.1UF	10% 16V	C5839	1-164-936-11	CERAMIC CHIP 680PF	10.00% 50V
C5539	1-100-916-11	CERAMIC CHIP 0.1UF	10% 16V	C5840	1-164-936-11	CERAMIC CHIP 680PF	10.00% 50V
C5540	1-100-905-11	CERAMIC CHIP 0.001UF	10% 50V	C5841	1-112-067-11	CERAMIC CHIP 0.22UF	10% 16V
C5541	1-100-905-11	CERAMIC CHIP 0.001UF	10% 50V	C5842	1-164-874-11	CERAMIC CHIP 100PF	5.00% 50V
C5542	1-100-905-11	CERAMIC CHIP 0.001UF	10% 50V	C5843	1-100-905-11	CERAMIC CHIP 0.001UF	10% 50V
C5543	1-100-905-11	CERAMIC CHIP 0.001UF	10% 50V	C5844	1-100-916-11	CERAMIC CHIP 0.1UF	10% 16V
C5544	1-100-905-11	CERAMIC CHIP 0.001UF	10% 50V	C5845	1-100-905-11	CERAMIC CHIP 0.001UF	10% 50V
C5545	1-100-905-11	CERAMIC CHIP 0.001UF	10% 50V	C5846	1-100-905-11	CERAMIC CHIP 0.001UF	10% 50V
C5546	1-100-905-11	CERAMIC CHIP 0.001UF	10% 50V	C5847	1-100-905-11	CERAMIC CHIP 0.001UF	10% 50V
C5547	1-100-905-11	CERAMIC CHIP 0.001UF	10% 50V	C5848	1-100-905-11	CERAMIC CHIP 0.001UF	10% 50V
C5548	1-100-906-11	CERAMIC CHIP 0.01UF	10% 16V	C5849	1-100-905-11	CERAMIC CHIP 0.001UF	10% 50V
C5549	1-100-916-11	CERAMIC CHIP 0.1UF	10% 16V	C5850	1-100-905-11	CERAMIC CHIP 0.001UF	10% 50V
C5550	1-100-916-11	CERAMIC CHIP 0.1UF	10% 16V	C5851	1-100-905-11	CERAMIC CHIP 0.001UF	10% 50V
C5551	1-100-916-11	CERAMIC CHIP 0.1UF	10% 16V	C5852	1-100-905-11	CERAMIC CHIP 0.001UF	10% 50V
C5552	1-100-905-11	CERAMIC CHIP 0.001UF	10% 50V	C5853	1-100-905-11	CERAMIC CHIP 0.001UF	10% 50V
C5553	1-100-916-11	CERAMIC CHIP 0.1UF	10% 16V	C5854	1-100-916-11	CERAMIC CHIP 0.1UF	10% 16V
C5554	1-100-905-11	CERAMIC CHIP 0.001UF	10% 50V	C5855	1-126-394-11	ELECT CHIP 10UF	20.00% 16V
C5555	1-100-916-11	CERAMIC CHIP 0.1UF	10% 16V	C5856	1-100-916-11	CERAMIC CHIP 0.1UF	10% 16V
C5556	1-100-905-11	CERAMIC CHIP 0.001UF	10% 50V	C5857	1-100-916-11	CERAMIC CHIP 0.1UF	10% 16V
C5557	1-100-916-11	CERAMIC CHIP 0.1UF	10% 16V	C5858	1-126-394-11	ELECT CHIP 10UF	20.00% 16V
C5558	1-100-905-11	CERAMIC CHIP 0.001UF	10% 50V	C5859	1-100-916-11	CERAMIC CHIP 0.1UF	10% 16V
C5559	1-100-916-11	CERAMIC CHIP 0.1UF	10% 16V	C5860	1-100-905-11	CERAMIC CHIP 0.001UF	10% 50V
C5560	1-100-905-11	CERAMIC CHIP 0.001UF	10% 50V	C5861	1-100-916-11	CERAMIC CHIP 0.1UF	10% 16V
C5561	1-100-916-11	CERAMIC CHIP 0.1UF	10% 16V	C5862	1-100-905-11	CERAMIC CHIP 0.001UF	10% 50V
C5562	1-100-916-11	CERAMIC CHIP 0.1UF	10% 16V	C5863	1-100-905-11	CERAMIC CHIP 0.001UF	10% 50V
C5802	1-124-779-00	ELECT CHIP 10UF	20.00% 16V	C5864	1-100-905-11	CERAMIC CHIP 0.001UF	10% 50V
C5803	1-100-905-11	CERAMIC CHIP 0.001UF	10% 50V	C5865	1-100-905-11	CERAMIC CHIP 0.001UF	10% 50V
C5804	1-164-937-11	CERAMIC CHIP 0.001UF	10.00% 50V	C5866	1-100-905-11	CERAMIC CHIP 0.001UF	10% 50V
C5806	1-164-937-11	CERAMIC CHIP 0.001UF	10.00% 50V	C5867	1-100-905-11	CERAMIC CHIP 0.001UF	10% 50V
C5807	1-127-573-11	CERAMIC CHIP 1UF	10% 16V	C5868	1-100-905-11	CERAMIC CHIP 0.001UF	10% 50V
C5808	1-127-573-11	CERAMIC CHIP 1UF	10% 16V	C5869	1-100-905-11	CERAMIC CHIP 0.001UF	10% 50V
C5809	1-126-392-11	ELECT CHIP 100UF	20.00% 6.3V	C5870	1-100-905-11	CERAMIC CHIP 0.001UF	10% 50V



REF.NO.	PART.NO	DESCRIPTION	REMARK	REF.NO.	PART.NO	DESCRIPTION	REMARK
C5871	1-164-854-11	CERAMIC CHIP 15PF	5.00% 50V	C7012	1-100-566-91	CERAMIC CHIP 0.1UF	10.00% 25V
C5872	1-100-905-11	CERAMIC CHIP 0.001UF	10% 50V	C7013	1-100-591-91	CERAMIC CHIP 1UF	10% 25V
C5873	1-164-852-11	CERAMIC CHIP 12PF	5.00% 50V	C7014	1-100-591-91	CERAMIC CHIP 1UF	10% 25V
C5874	1-100-905-11	CERAMIC CHIP 0.001UF	10% 50V	C7015	1-164-004-11	CERAMIC CHIP 0.1UF	10.00% 25V
C5875	1-100-905-11	CERAMIC CHIP 0.001UF	10% 50V	C7016	1-100-591-91	CERAMIC CHIP 1UF	10% 25V
C5876	1-100-916-11	CERAMIC CHIP 0.1UF	10% 16V	C7017	1-164-004-11	CERAMIC CHIP 0.1UF	10.00% 25V
C5877	1-100-916-11	CERAMIC CHIP 0.1UF	10% 16V	C7019	1-112-161-21	ELECT CHIP 1000UF	20% 6.3V
C5878	1-100-916-11	CERAMIC CHIP 0.1UF	10% 16V	C7020	1-164-934-11	CERAMIC CHIP 330PF	10.00% 50V
C5879	1-126-394-11	ELECT CHIP 10UF	20.00% 16V	C7022	1-100-911-11	CERAMIC CHIP 4.7UF	10% 25V
C5880	1-126-394-11	ELECT CHIP 10UF	20.00% 16V	C7023	1-100-911-11	CERAMIC CHIP 4.7UF	10% 25V
C5881	1-100-905-11	CERAMIC CHIP 0.001UF	10% 50V	C7025	1-125-827-91	CERAMIC CHIP 1UF	10.00% 25V
C5882	1-100-905-11	CERAMIC CHIP 0.001UF	10% 50V	C7026	1-125-827-91	CERAMIC CHIP 1UF	10.00% 25V
C5883	1-100-905-11	CERAMIC CHIP 0.001UF	10% 50V	C7027	1-164-939-11	CERAMIC CHIP 0.0022UF	10.00% 50V
C5884	1-100-905-11	CERAMIC CHIP 0.001UF	10% 50V	C7028	1-119-923-11	CERAMIC CHIP 0.047UF	10.00% 10V
C5885	1-100-905-11	CERAMIC CHIP 0.001UF	10% 50V	C7029	1-100-566-91	CERAMIC CHIP 0.1UF	10.00% 25V
C5886	1-100-905-11	CERAMIC CHIP 0.001UF	10% 50V	C7030	1-100-566-91	CERAMIC CHIP 0.1UF	10.00% 25V
C5887	1-100-916-11	CERAMIC CHIP 0.1UF	10% 16V	C7031	1-135-342-21	ELECT CHIP 56UF	20% 10V
C5888	1-100-916-11	CERAMIC CHIP 0.1UF	10% 16V	C7032	1-135-346-21	ELECT CHIP 39UF	20% 16V
C5889	1-126-394-11	ELECT CHIP 10UF	20.00% 16V	C7033	1-100-566-91	CERAMIC CHIP 0.1UF	10.00% 25V
C5892	1-100-905-11	CERAMIC CHIP 0.001UF	10% 50V	C7034	1-164-004-11	CERAMIC CHIP 0.1UF	10.00% 25V
C5893	1-100-905-11	CERAMIC CHIP 0.001UF	10% 50V	C7035	1-164-004-11	CERAMIC CHIP 0.1UF	10.00% 25V
C5894	1-100-905-11	CERAMIC CHIP 0.001UF	10% 50V	C7036	1-162-970-11	CERAMIC CHIP 0.01UF	10.00% 25V
C5895	1-100-906-11	CERAMIC CHIP 0.01UF	10% 16V	C7037	1-162-970-11	CERAMIC CHIP 0.01UF	10.00% 25V
C5896	1-100-905-11	CERAMIC CHIP 0.001UF	10% 50V	C7039	1-100-905-11	CERAMIC CHIP 0.001UF	10% 50V
C5897	1-100-906-11	CERAMIC CHIP 0.01UF	10% 16V	C7040	1-100-916-11	CERAMIC CHIP 0.1UF	10% 16V
C5900	1-100-906-11	CERAMIC CHIP 0.01UF	10% 16V	C7041	1-100-567-81	CERAMIC CHIP 0.01UF	10% 25V
C5901	1-100-916-11	CERAMIC CHIP 0.1UF	10% 16V	C7042	1-112-066-11	CERAMIC CHIP 10UF	10% 10V
C5902	1-100-906-11	CERAMIC CHIP 0.01UF	10% 16V	C7043	1-164-939-11	CERAMIC CHIP 0.0022UF	10.00% 50V
C5903	1-100-916-11	CERAMIC CHIP 0.1UF	10% 16V	C7044	1-100-909-11	CERAMIC CHIP 10UF	10% 6.3V
C5904	1-100-916-11	CERAMIC CHIP 0.1UF	10% 16V	C7046	1-100-906-11	CERAMIC CHIP 0.01UF	10% 16V
C5905	1-100-906-11	CERAMIC CHIP 0.01UF	10% 16V	C7047	1-165-672-21	ELECT CHIP 47UF	20% 10V
C5906	1-100-916-11	CERAMIC CHIP 0.1UF	10% 16V	C7048	1-164-878-11	CERAMIC CHIP 150PF	5% 50V
C5907	1-100-916-11	CERAMIC CHIP 0.1UF	10% 16V	C7049	1-100-566-91	CERAMIC CHIP 0.1UF	10.00% 25V
C5908	1-100-906-11	CERAMIC CHIP 0.01UF	10% 16V	C7050	1-126-392-11	ELECT CHIP 100UF	20.00% 6.3V
C5909	1-100-906-11	CERAMIC CHIP 0.01UF	10% 16V	C7051	1-100-566-91	CERAMIC CHIP 0.1UF	10.00% 25V
C5910	1-100-906-11	CERAMIC CHIP 0.01UF	10% 16V	C7054	1-100-916-11	CERAMIC CHIP 0.1UF	10% 16V
C5911	1-100-916-11	CERAMIC CHIP 0.1UF	10% 16V	C7056	1-100-905-11	CERAMIC CHIP 0.001UF	10% 50V
C5912	1-100-916-11	CERAMIC CHIP 0.1UF	10% 16V	C7057	1-112-046-11	CERAMIC CHIP 4.7UF	10% 6.3V
C7000	1-100-591-91	CERAMIC CHIP 1UF	10% 25V	C7058	1-100-906-11	CERAMIC CHIP 0.01UF	10% 16V
C7001	1-112-064-11	CERAMIC CHIP 2.2UF	10% 10V	C7060	1-135-595-11	ELECT 100UF	20% 6.3V
C7002	1-112-064-11	CERAMIC CHIP 2.2UF	10% 10V	C7062	1-135-342-21	ELECT CHIP 56UF	20% 10V
C7003	1-164-315-11	CERAMIC CHIP 470PF	5.00% 50V	C7065	1-112-161-21	ELECT CHIP 1000UF	20% 6.3V
C7004	1-164-315-11	CERAMIC CHIP 470PF	5.00% 50V	C7067	1-112-797-11	ELECT CHIP 470UF	20% 25V
C7005	1-162-967-11	CERAMIC CHIP 0.0033UF	10.00% 50V	C7068	1-164-874-11	CERAMIC CHIP 100PF	5.00% 50V
C7006	1-162-966-11	CERAMIC CHIP 0.0022UF	10.00% 50V	C7069	1-164-874-11	CERAMIC CHIP 100PF	5.00% 50V
C7007	1-100-552-21	ELECT CHIP 10UF	20% 25V	C7070	1-100-905-11	CERAMIC CHIP 0.001UF	10% 50V
C7008	1-164-004-11	CERAMIC CHIP 0.1UF	10.00% 25V	C7079	1-164-874-11	CERAMIC CHIP 100PF	5.00% 50V
C7009	1-162-927-11	CERAMIC CHIP 100PF	5.00% 50V	C7080	1-164-874-11	CERAMIC CHIP 100PF	5.00% 50V
C7010	1-112-797-11	ELECT CHIP 470UF	20% 25V	C7081	1-164-874-11	CERAMIC CHIP 100PF	5.00% 50V
C7011	1-115-339-11	CERAMIC CHIP 0.1UF	10.00% 50V	C7082	1-100-905-11	CERAMIC CHIP 0.001UF	10% 50V

Note : The components identified by shading and marked Δ are critical for safety. Replace only with the part numbers specified in the parts list.



REF.NO.	PART.NO	DESCRIPTION	REMARK	REF.NO.	PART.NO	DESCRIPTION	REMARK
C7083	1-100-905-11	CERAMIC CHIP 0.001UF	10% 50V	D4508	8-719-073-01	DIODE MA111-(K8) .S0	
C7084	1-164-874-11	CERAMIC CHIP 100PF	5.00% 50V	D4509	8-719-073-01	DIODE MA111-(K8) .S0	
C7085	1-100-905-11	CERAMIC CHIP 0.001UF	10% 50V	D4510	8-719-073-01	DIODE MA111-(K8) .S0	
C7088	1-164-874-11	CERAMIC CHIP 100PF	5.00% 50V	D4511	8-719-073-01	DIODE MA111-(K8) .S0	
C7089	1-100-905-11	CERAMIC CHIP 0.001UF	10% 50V	D5801	8-719-073-01	DIODE MA111-(K8) .S0	
< CONNECTOR >							
CN4001	*1-819-390-51	FFC/FPC CONNECTOR (ZIF) 49P		D5802	8-719-073-01	DIODE MA111-(K8) .S0	
CN4002	*1-819-447-11	HEADER ASSEMBLY FOR PWB 10P		D5804	8-719-073-01	DIODE MA111-(K8) .S0	
CN4003	*1-779-331-51	CONNECTOR, FFC/FPC 14P		D5813	8-719-073-01	DIODE MA111-(K8) .S0	
CN4004	*1-779-936-51	CONNECTOR, FFC/FPC 18P		D7000	6-500-215-01	DIODE M2FM3	
CN4007	*1-819-336-11	HEADER ASSEMBLY FOR PWB 3P		D7001	8-719-072-43	DIODE RB050L-40TE25	
CN4008	*1-820-187-11	HEADER ASSEMBLY (PRINT PWB)10P		D7002	6-500-294-01	DIODE PTZ-TE25-3.9B	
CN4300	*1-819-337-11	HEADER ASSEMBLY FOR PWB 10P		D7003	6-500-294-01	DIODE PTZ-TE25-3.9B	
CN4301	*1-820-189-11	HEADER ASSEMBLY (PRINT PWB)12P		D7004	8-719-072-43	DIODE RB050L-40TE25	
CN4400	*1-820-284-11	D SUB CONNECTOR		D7005	8-719-072-43	DIODE RB050L-40TE25	
CN4700	*1-820-255-51	FFC/FPC CONNECTOR (ZIF) 20P		D7006	8-719-073-01	DIODE MA111-(K8) .S0	
CN5003	*1-820-506-11	HEADER ASSEMBLY FOR PWB 51P		D7007	8-719-072-43	DIODE RB050L-40TE25	
CN5800	*1-818-737-11	HDMI CONNECTOR		D7008	6-500-579-01	DIODE PTZ-TE25-6.8B	
CN5801	*1-818-737-11	HDMI CONNECTOR		D7009	8-719-084-56	DIODE PTZ-TE25-15B	
CN7002	*1-780-408-11	TERMINAL		D7010	6-500-295-01	DIODE PTZ-TE25-5.6B	
CN7003	*1-780-408-11	TERMINAL		< FUSE >			
CN7004	*1-780-408-11	TERMINAL		F7000	Δ 1-576-603-21	FUSE	3.15A 24V
CN7005	*1-780-408-11	TERMINAL		< FERRITE BEAD >			
CN7008	*1-820-186-11	HEADER ASSEMBLY (PRINT PWB) 9P		FB4001	1-414-227-11	FERRITE	0UH
CN7009	*1-820-186-11	HEADER ASSEMBLY (PRINT PWB) 9P		FB4002	1-400-177-21	FERRITE	0UH
CN7010	*1-780-408-11	TERMINAL		FB4003	1-414-227-11	FERRITE	0UH
CN7011	*1-780-408-11	TERMINAL		FB4004	1-400-110-21	FERRITE	0UH
CN7012	*1-780-408-11	TERMINAL		FB4005	1-400-110-21	FERRITE	0UH
CN7013	*1-780-408-11	TERMINAL		FB4006	1-400-110-21	FERRITE	0UH
CN7014	*1-780-408-11	TERMINAL		FB4007	1-400-110-21	FERRITE	0UH
CN7015	*1-780-408-11	TERMINAL		FB4008	1-400-331-11	FERRITE	0UH
CN7016	*1-780-408-11	TERMINAL		FB4009	1-400-807-21	FERRITE	0UH
CN7017	*1-780-408-11	TERMINAL		FB4010	1-400-591-22	FERRITE	0UH
CN7018	*1-780-408-11	TERMINAL		FB4011	1-400-807-21	FERRITE	0UH
CN7019	*1-780-408-11	TERMINAL		FB4012	1-400-807-21	FERRITE	0UH
< DIODE >							
D4002	8-719-058-24	DIODE RB501V-40TE-17		FB4013	1-400-807-21	FERRITE	0UH
D4006	8-719-073-01	DIODE MA111-(K8) .S0		FB4014	1-400-807-21	FERRITE	0UH
D4007	8-719-077-59	DIODE 1PS302		FB4015	1-400-807-21	FERRITE	0UH
D4020	8-719-422-46	DIODE MA8056		FB4016	1-400-807-21	FERRITE	0UH
D4021	8-719-422-46	DIODE MA8056		FB4017	1-400-794-21	FERRITE	0UH
D4301	8-719-064-03	DIODE HZU16B2TRF-E		FB4018	1-400-794-21	FERRITE	0UH
D4302	8-719-064-03	DIODE HZU16B2TRF-E		FB4019	1-400-591-22	FERRITE	0UH
D4400	8-719-422-46	DIODE MA8056		FB4020	1-400-141-22	FERRITE	0UH
D4401	8-719-422-46	DIODE MA8056		FB4021	1-400-141-22	FERRITE	0UH
D4402	8-719-422-46	DIODE MA8056		FB4022	1-400-807-21	FERRITE	0UH
D4403	8-719-050-38	DIODE M1MA152WK-T1		FB4023	1-400-807-21	FERRITE	0UH
D4500	8-719-056-84	DIODE Udz-TE-17-7.5B		FB4311	1-400-851-11	FERRITE	0UH
				FB4312	1-400-110-21	FERRITE	0UH

REF.NO.	PART.NO	DESCRIPTION	REMARK	REF.NO.	PART.NO	DESCRIPTION	REMARK
FB4313	1-400-110-21	FERRITE	OUH	FL5302	1-234-177-21	FERRITE	OUH
FB4315	1-400-110-21	FERRITE	OUH	FL5303	1-234-177-21	FERRITE	OUH
FB4320	1-400-141-22	FERRITE	OUH	FL5304	1-234-177-21	FERRITE	OUH
FB4321	1-400-141-22	FERRITE	OUH	FL5306	1-234-177-21	FERRITE	OUH
FB4400	1-469-100-21	FERRITE	OUH	FL5500	1-234-177-21	FERRITE	OUH
FB4401	1-469-100-21	FERRITE	OUH	FL5501	1-234-177-21	FERRITE	OUH
FB4402	1-469-100-21	FERRITE	OUH	FL5800	1-234-177-21	FERRITE	OUH
FB4404	1-469-100-21	FERRITE	OUH	FL5801	1-234-177-21	FERRITE	OUH
FB4405	1-400-141-22	FERRITE	OUH	FL5802	1-234-177-21	FERRITE	OUH
FB5000	1-400-461-21	FERRITE	OUH				
FB5001	1-400-461-21	FERRITE	OUH	<	IC >		
FB5002	1-400-461-21	FERRITE	OUH	IC4001	6-708-219-01	IC MB91305PMC-G-BNDE1	
FB5003	1-400-461-21	FERRITE	OUH	IC4002	6-807-038-01	IC MX29LV160CTTI-70G-WAX2FE-03	
FB5004	1-400-461-21	FERRITE	OUH	IC4003	6-706-419-01	IC LM393DT (A)	
FB5005	1-400-461-21	FERRITE	OUH	IC4004	6-703-175-01	IC PST3629UL	
FB5006	1-400-461-21	FERRITE	OUH	IC4005	6-710-121-01	IC M24256-BWMN6TP(A)	
FB5008	1-400-794-21	FERRITE	OUH	IC4006	6-709-512-01	IC S-1132B18-M5T1G	
FB5300	1-400-794-21	FERRITE	OUH	IC4007	6-706-815-01	IC TMP75AIDR	
FB5301	1-400-794-21	FERRITE	OUH	IC4008	8-759-549-03	IC SN74LV132APWR	
FB5302	1-400-794-21	FERRITE	OUH	IC4009	6-709-517-01	IC S-35390A-J8T1G	
FB5501	1-400-794-21	FERRITE	OUH	IC4010	6-708-762-01	IC PQ200WNA1ZPH	
FB5502	1-400-794-21	FERRITE	OUH	IC4400	6-704-600-01	IC M24C02-WMN6T(B)	
FB5800	1-469-094-21	FERRITE	OUH	IC4401	8-759-679-54	IC SN74LVC14APWR	
FB5801	1-400-461-21	FERRITE	OUH	IC5000	6-709-896-01	IC CXD9887GG	
FB5802	1-414-235-22	FERRITE	OUH	IC5001	6-706-491-01	IC TC7SH86FU(T5RSOYJF)	
FB5803	1-414-235-22	FERRITE	OUH	IC5002	8-759-651-59	IC SN74CBTLV3245APWR	
FB5804	1-400-461-21	FERRITE	OUH	IC5003	8-759-651-59	IC SN74CBTLV3245APWR	
FB5805	1-400-461-21	FERRITE	OUH	IC5004	* 6-703-108-01	IC SN74LVC2G04DCKR	
FB5806	1-414-235-22	FERRITE	OUH	IC5500	6-710-089-01	IC K4D263238I-VC50T	
FB5807	1-400-461-21	FERRITE	OUH	IC5501	6-710-089-01	IC K4D263238I-VC50T	
FB5808	1-400-382-11	FERRITE	OUH	IC5800	6-704-819-01	IC CS4335-KSZR	
FB5809	1-400-382-11	FERRITE	OUH	IC5801	6-704-001-01	IC BR24L02F-WE2	
FB7000	1-400-794-21	FERRITE	OUH	IC5802	6-709-927-01	IC RT8H225C-TP-2	
FB7001	1-414-445-11	FERRITE	OUH	IC5803	6-704-001-01	IC BR24L02F-WE2	
FB7002	1-414-445-11	FERRITE	OUH	IC5805	6-709-498-01	IC SII9023CTU	
FB7003	1-414-445-11	FERRITE	OUH	IC5806	6-705-403-01	IC PQ070XZ01ZPH	
FB7004	1-400-591-22	FERRITE	OUH	IC7000	6-707-927-01	IC BD9775FV	
FB7005	1-400-110-21	FERRITE	OUH	IC7001	6-702-142-01	IC PQ1CY1032ZP	
FB7006	1-400-110-21	FERRITE	OUH	IC7002	6-710-037-01	IC MB39C011APFT-G-BND-ERE1	
FB7007	1-400-110-21	FERRITE	OUH	IC7003	6-708-862-01	IC MM1662FTRE	
FB7008	1-400-110-21	FERRITE	OUH	<	SOCKET >		
FB7009	1-400-591-22	FERRITE	OUH	J4400	1-820-638-11	JACK (SMALL TYPE)	
FB7010	1-400-591-22	FERRITE	OUH	J5800	1-820-764-11	PHONO JACK2P	
FB7011	1-400-591-22	FERRITE	OUH	<	COIL >		
FB7014	1-400-591-22	FERRITE	OUH	L5000	1-457-360-21	INDUCTOR	OUH
<	FILTER >			L5001	1-457-360-21	INDUCTOR	OUH
FL4001	1-234-177-21	FERRITE	OUH	L5002	1-457-360-21	INDUCTOR	OUH
FL5300	1-234-177-21	FERRITE	OUH	L5003	1-457-360-21	INDUCTOR	OUH
FL5301	1-234-177-21	FERRITE	OUH				

Note : The components identified by shading and marked Δ are critical for safety. Replace only with the part numbers specified in the parts list.



REF.NO.	PART.NO	DESCRIPTION	REMARK	REF.NO.	PART.NO	DESCRIPTION	REMARK
L5004	1-457-360-21	INDUCTOR	0UH	Q5800	8-729-028-96	TRANSISTOR DTC114EUA-T106	
L5006	1-457-360-21	INDUCTOR	0UH	Q5801	8-729-025-28	TRANSISTOR 2SK1828	
L5007	1-457-360-21	INDUCTOR	0UH	Q5802	8-729-028-96	TRANSISTOR DTC114EUA-T106	
L5008	1-457-360-21	INDUCTOR	0UH	Q5803	8-729-025-28	TRANSISTOR 2SK1828	
L5009	1-457-360-21	INDUCTOR	0UH	Q5804	8-729-120-28	TRANSISTOR 2SC1623-L5L6	
L5010	1-457-360-21	INDUCTOR	0UH	Q5805	8-729-120-28	TRANSISTOR 2SC1623-L5L6	
L5012	1-400-177-21	FERRITE	0UH	Q5807	6-551-364-01	TRANSISTOR DTC614TUT106	
L5200	1-469-561-21	INDUCTOR	100UH	Q5808	6-551-364-01	TRANSISTOR DTC614TUT106	
L5300	1-469-551-21	INDUCTOR	2.2UH	Q5810	8-729-028-96	TRANSISTOR DTC114EUA-T106	
L5301	1-469-551-21	INDUCTOR	2.2UH	Q5812	6-550-014-01	TRANSISTOR SSM6N15FU (TE85R)	
L5302	1-469-551-21	INDUCTOR	2.2UH	Q5813	6-550-014-01	TRANSISTOR SSM6N15FU (TE85R)	
L5303	1-469-551-21	INDUCTOR	2.2UH	Q7000	6-550-652-01	TRANSISTOR FDS4435A	
L5304	1-412-054-21	INDUCTOR	2.2UH	Q7001	6-550-828-01	TRANSISTOR RSQ035P03TR	
L5305	1-400-177-21	FERRITE	0UH	Q7002	6-550-828-01	TRANSISTOR RSQ035P03TR	
L5804	1-469-555-21	INDUCTOR	10UH	Q7003	*6-550-663-01	TRANSISTOR RSS100N03TB	
L5805	1-469-555-21	INDUCTOR	10UH	Q7004	6-550-355-01	TRANSISTOR RTQ045N03TR	
L7000	1-400-175-21	INDUCTOR	47UH	Q7005	6-550-851-01	TRANSISTOR RSS050P03FTB	
L7001	1-457-041-21	INDUCTOR	10UH	Q7007	8-729-602-21	TRANSISTOR 2SC4154-F	
L7002	1-456-787-21	INDUCTOR	10UH	Q7008	8-729-028-96	TRANSISTOR DTC114EUA-T106	
L7003	1-481-080-11	INDUCTOR	22UH	Q7009	6-550-663-01	TRANSISTOR RSS100N03TB	
L7004	1-481-083-11	INDUCTOR	22UH	Q7012	8-729-029-00	TRANSISTOR DTC115EUA-T106	
L7005	1-424-797-21	INDUCTOR	10UH	Q7015	8-729-028-77	TRANSISTOR DTA115EUA-T106	
L7007	1-400-790-21	INDUCTOR	4.7UH	Q7016	8-729-029-00	TRANSISTOR DTC115EUA-T106	
< PROTECTOR MODULE >				< RESISTOR >			
PS4400	Δ 1-576-122-21	IC LINK	0.4A 72V	R4001	1-216-864-11	SHORT CHIP	0
PS7000	Δ 1-576-603-21	FUSE	3.15A 24V	R4002	1-216-864-11	SHORT CHIP	0
< TRANSISTOR >				R4003	1-218-961-11	RES-CHIP	4.7K 5% 1/16W
Q4001	6-551-387-01	TRANSISTOR SSM6N16FU		R4004	1-218-961-11	RES-CHIP	4.7K 5% 1/16W
Q4003	8-729-028-74	TRANSISTOR DTA114TUA-T106		R4005	1-216-821-11	METAL CHIP	1K 5% 1/10W
Q4004	8-729-013-28	TRANSISTOR HNB01FU-TE85R		R4007	1-218-937-11	RES-CHIP	47 5% 1/16W
Q4005	8-729-028-74	TRANSISTOR DTA114TUA-T106		R4008	1-218-937-11	RES-CHIP	47 5% 1/16W
Q4006	8-729-029-04	TRANSISTOR DTC123JUA-T106		R4009	1-218-937-11	RES-CHIP	47 5% 1/16W
Q4007	8-729-028-96	TRANSISTOR DTC114EUA-T106		R4010	1-218-990-81	SHORT CHIP	0
Q4285	8-729-029-00	TRANSISTOR DTC115EUA-T106		R4011	1-216-864-11	SHORT CHIP	0
Q4286	8-729-028-77	TRANSISTOR DTA115EUA-T106		R4012	1-216-864-11	SHORT CHIP	0
Q4301	8-729-120-28	TRANSISTOR 2SC1623-L5L6		R4013	1-216-801-11	METAL CHIP	22 5% 1/10W
Q4400	8-729-120-28	TRANSISTOR 2SC1623-L5L6		R4014	1-216-801-11	METAL CHIP	22 5% 1/10W
Q4401	8-729-120-28	TRANSISTOR 2SC1623-L5L6		R4015	1-216-864-11	SHORT CHIP	0
Q4500	8-729-028-96	TRANSISTOR DTC114EUA-T106		R4016	1-216-801-11	METAL CHIP	22 5% 1/10W
Q4502	8-729-028-96	TRANSISTOR DTC114EUA-T106		R4017	1-216-801-11	METAL CHIP	22 5% 1/10W
Q4503	8-729-028-96	TRANSISTOR DTC114EUA-T106		R4018	1-216-864-11	SHORT CHIP	0
Q4504	8-729-028-96	TRANSISTOR DTC114EUA-T106		R4019	1-216-864-11	SHORT CHIP	0
Q4505	8-729-028-96	TRANSISTOR DTC114EUA-T106		R4020	1-216-813-11	METAL CHIP	220 5% 1/10W
Q4506	8-729-028-96	TRANSISTOR DTC114EUA-T106		R4021	1-216-801-11	METAL CHIP	22 5% 1/10W
Q4507	8-729-028-96	TRANSISTOR DTC114EUA-T106		R4022	1-216-801-11	METAL CHIP	22 5% 1/10W
Q5200	8-729-602-36	TRANSISTOR 2SA1602-F		R4023	1-216-801-11	METAL CHIP	22 5% 1/10W
Q5201	8-729-602-36	TRANSISTOR 2SA1602-F		R4024	1-216-801-11	METAL CHIP	22 5% 1/10W
				R4025	1-216-864-11	SHORT CHIP	0
				R4026	1-216-801-11	METAL CHIP	22 5% 1/10W



REF.NO.	PART.NO	DESCRIPTION	REMARK	REF.NO.	PART.NO	DESCRIPTION	REMARK
R4027	1-218-990-81	SHORT CHIP	0	R4103	1-218-965-11	RES-CHIP	10K 5% 1/16W
R4028	1-216-864-11	SHORT CHIP	0	R4111	1-218-933-11	RES-CHIP	22 5% 1/16W
R4029	1-216-864-11	SHORT CHIP	0	R4113	1-218-933-11	RES-CHIP	22 5% 1/16W
R4031	1-218-887-11	METAL CHIP	47K 0.5% 1/10W	R4120	1-216-864-11	SHORT CHIP	0
R4032	1-216-864-11	SHORT CHIP	0	R4121	1-216-864-11	SHORT CHIP	0
R4033	1-216-864-11	SHORT CHIP	0	R4122	1-216-864-11	SHORT CHIP	0
R4034	1-218-863-11	METAL CHIP	4.7K 0.5% 1/10W	R4123	1-216-864-11	SHORT CHIP	0
R4035	1-216-864-11	SHORT CHIP	0	R4124	1-216-864-11	SHORT CHIP	0
R4036	1-218-963-11	RES-CHIP	6.8K 5% 1/16W	R4125	1-216-864-11	SHORT CHIP	0
R4037	1-218-867-11	METAL CHIP	6.8K 0.5% 1/10W	R4134	1-218-965-11	RES-CHIP	10K 5% 1/16W
R4038	1-218-963-11	RES-CHIP	6.8K 5% 1/16W	R4144	1-208-691-11	METAL CHIP	2.2K 0.5% 1/16W
R4039	1-216-864-11	SHORT CHIP	0	R4161	1-218-965-11	RES-CHIP	10K 5% 1/16W
R4040	1-218-965-11	RES-CHIP	10K 5% 1/16W	R4162	1-218-973-11	RES-CHIP	47K 5% 1/16W
R4041	1-218-965-11	RES-CHIP	10K 5% 1/16W	R4164	1-218-965-11	RES-CHIP	10K 5% 1/16W
R4042	1-218-965-11	RES-CHIP	10K 5% 1/16W	R4165	1-218-965-11	RES-CHIP	10K 5% 1/16W
R4043	1-208-927-11	METAL CHIP	47K 0.5% 1/16W	R4167	1-218-965-11	RES-CHIP	10K 5% 1/16W
R4044	1-218-965-11	RES-CHIP	10K 5% 1/16W	R4168	1-218-965-11	RES-CHIP	10K 5% 1/16W
R4045	1-218-965-11	RES-CHIP	10K 5% 1/16W	R4169	1-216-864-11	SHORT CHIP	0
R4046	1-216-864-11	SHORT CHIP	0	R4180	1-218-965-11	RES-CHIP	10K 5% 1/16W
R4047	1-216-864-11	SHORT CHIP	0	R4186	1-218-990-81	SHORT CHIP	0
R4048	1-216-864-11	SHORT CHIP	0	R4188	1-218-990-81	SHORT CHIP	0
R4049	1-218-965-11	RES-CHIP	10K 5% 1/16W	R4190	1-208-886-81	METAL CHIP	910 0.5% 1/16W
R4050	1-218-965-11	RES-CHIP	10K 5% 1/16W	R4192	1-218-941-81	RES-CHIP	100 5% 1/16W
R4051	1-218-965-11	RES-CHIP	10K 5% 1/16W	R4193	1-218-965-11	RES-CHIP	10K 5% 1/16W
R4052	1-216-864-11	SHORT CHIP	0	R4195	1-218-990-81	SHORT CHIP	0
R4055	1-218-990-81	SHORT CHIP	0	R4196	1-218-965-11	RES-CHIP	10K 5% 1/16W
R4056	1-218-990-81	SHORT CHIP	0	R4198	1-218-990-81	SHORT CHIP	0
R4059	1-216-864-11	SHORT CHIP	0	R4199	1-218-941-81	RES-CHIP	100 5% 1/16W
R4064	1-218-965-11	RES-CHIP	10K 5% 1/16W	R4202	1-218-965-11	RES-CHIP	10K 5% 1/16W
R4065	1-218-965-11	RES-CHIP	10K 5% 1/16W	R4203	1-218-965-11	RES-CHIP	10K 5% 1/16W
R4067	1-216-864-11	SHORT CHIP	0	R4205	1-218-990-81	SHORT CHIP	0
R4068	1-218-990-81	SHORT CHIP	0	R4206	1-218-965-11	RES-CHIP	10K 5% 1/16W
R4069	1-208-855-81	METAL CHIP	47 0.5% 1/16W	R4207	1-218-949-11	RES-CHIP	470 5% 1/16W
R4070	1-216-864-11	SHORT CHIP	0	R4208	1-218-990-81	SHORT CHIP	0
R4071	1-218-990-81	SHORT CHIP	0	R4209	1-218-990-81	SHORT CHIP	0
R4074	1-218-990-81	SHORT CHIP	0	R4210	1-218-949-11	RES-CHIP	470 5% 1/16W
R4075	1-218-965-11	RES-CHIP	10K 5% 1/16W	R4211	1-218-965-11	RES-CHIP	10K 5% 1/16W
R4076	1-218-965-11	RES-CHIP	10K 5% 1/16W	R4212	1-218-949-11	RES-CHIP	470 5% 1/16W
R4077	1-218-965-11	RES-CHIP	10K 5% 1/16W	R4218	1-218-961-11	RES-CHIP	4.7K 5% 1/16W
R4078	1-216-864-11	SHORT CHIP	0	R4223	1-218-945-11	RES-CHIP	220 5% 1/16W
R4082	1-218-965-11	RES-CHIP	10K 5% 1/16W	R4224	1-218-990-81	SHORT CHIP	0
R4088	1-218-965-11	RES-CHIP	10K 5% 1/16W	R4225	1-218-937-11	RES-CHIP	47 5% 1/16W
R4092	1-216-864-11	SHORT CHIP	0	R4226	1-218-945-11	RES-CHIP	220 5% 1/16W
R4093	1-216-864-11	SHORT CHIP	0	R4227	1-218-937-11	RES-CHIP	47 5% 1/16W
R4096	1-208-699-11	METAL CHIP	4.7K 0.5% 1/16W	R4235	1-218-990-81	SHORT CHIP	0
R4097	1-208-679-11	METAL CHIP	680 0.5% 1/16W	R4239	1-218-990-81	SHORT CHIP	0
R4098	1-208-691-11	METAL CHIP	2.2K 0.5% 1/16W	R4240	1-208-943-11	METAL CHIP	220K 0.5% 1/16W
R4099	1-216-864-11	SHORT CHIP	0	R4242	1-218-941-81	RES-CHIP	100 5% 1/16W
R4100	1-216-864-11	SHORT CHIP	0	R4243	1-216-809-11	METAL CHIP	100 5% 1/10W
R4101	1-218-959-11	RES-CHIP	3.3K 5% 1/16W	R4246	1-218-965-11	RES-CHIP	10K 5% 1/16W

REF.NO.	PART.NO	DESCRIPTION	REMARK	REF.NO.	PART.NO	DESCRIPTION	REMARK
R4247	1-216-864-11	SHORT CHIP	0	R4423	1-216-801-11	METAL CHIP	22 5% 1/10W
R4255	1-400-591-22	FERRITE	0UH	R4429	1-216-801-11	METAL CHIP	22 5% 1/10W
R4256	1-400-591-22	FERRITE	0UH	R4430	1-216-801-11	METAL CHIP	22 5% 1/10W
R4257	1-400-591-22	FERRITE	0UH	R4439	1-218-985-11	RES-CHIP	470K 5% 1/16W
R4258	1-400-591-22	FERRITE	0UH	R4440	1-218-985-11	RES-CHIP	470K 5% 1/16W
R4259	1-400-591-22	FERRITE	0UH	R4441	1-208-939-11	METAL CHIP	150K 0.5% 1/16W
R4260	1-400-591-22	FERRITE	0UH	R4442	1-208-939-11	METAL CHIP	150K 0.5% 1/16W
R4261	1-400-591-22	FERRITE	0UH	R4443	1-208-939-11	METAL CHIP	150K 0.5% 1/16W
R4262	1-400-591-22	FERRITE	0UH	R4444	1-208-939-11	METAL CHIP	150K 0.5% 1/16W
R4263	1-400-591-22	FERRITE	0UH	R4445	1-216-821-11	METAL CHIP	1K 5% 1/10W
R4264	1-400-591-22	FERRITE	0UH	R4446	1-216-821-11	METAL CHIP	1K 5% 1/10W
R4265	1-400-591-22	FERRITE	0UH	R4506	1-218-963-11	RES-CHIP	6.8K 5% 1/16W
R4266	1-216-864-11	SHORT CHIP	0	R4507	1-218-963-11	RES-CHIP	6.8K 5% 1/16W
R4267	1-400-591-22	FERRITE	0UH	R4510	1-218-990-81	SHORT CHIP	0
R4270	1-218-941-81	RES-CHIP	100 5% 1/16W	R4515	1-208-935-11	METAL CHIP	100K 0.5% 1/16W
R4271	1-218-990-81	SHORT CHIP	0	R4516	1-218-978-11	RES-CHIP	120K 5% 1/16W
R4272	1-218-990-81	SHORT CHIP	0	R4517	1-208-935-11	METAL CHIP	100K 0.5% 1/16W
R4290	1-218-990-81	SHORT CHIP	0	R4518	1-208-923-11	METAL CHIP	33K 0.5% 1/16W
R4295	1-208-715-11	METAL CHIP	22K 0.5% 1/16W	R4542	1-218-965-11	RES-CHIP	10K 5% 1/16W
R4301	1-218-990-81	SHORT CHIP	0	R4543	1-218-965-11	RES-CHIP	10K 5% 1/16W
R4302	1-218-941-11	RES-CHIP	100 5% 1/16W	R4544	1-218-965-11	RES-CHIP	10K 5% 1/16W
R4303	1-218-990-81	SHORT CHIP	0	R4545	1-218-977-11	RES-CHIP	100K 5% 1/16W
R4307	1-218-990-81	SHORT CHIP	0	R4546	1-218-965-11	RES-CHIP	10K 5% 1/16W
R4308	1-218-990-81	SHORT CHIP	0	R4547	1-218-965-11	RES-CHIP	10K 5% 1/16W
R4309	1-218-957-11	RES-CHIP	2.2K 5% 1/16W	R4700	1-218-937-11	RES-CHIP	47 5% 1/16W
R4310	1-218-957-11	RES-CHIP	2.2K 5% 1/16W	R4710	1-218-990-81	SHORT CHIP	0
R4313	1-216-864-11	SHORT CHIP	0	R4715	1-218-969-11	RES-CHIP	22K 5% 1/16W
R4314	1-216-864-11	SHORT CHIP	0	R4716	1-218-969-11	RES-CHIP	22K 5% 1/16W
R4315	1-216-864-11	SHORT CHIP	0	R4717	1-218-969-11	RES-CHIP	22K 5% 1/16W
R4316	1-216-864-11	SHORT CHIP	0	R4718	1-218-969-11	RES-CHIP	22K 5% 1/16W
R4321	1-208-695-11	METAL CHIP	3.3K 0.5% 1/16W	R4719	1-216-864-11	SHORT CHIP	0
R4322	1-218-985-11	RES-CHIP	470K 5% 1/16W	R4720	1-216-864-11	SHORT CHIP	0
R4400	1-216-805-11	METAL CHIP	47 5% 1/10W	R4727	1-218-990-81	SHORT CHIP	0
R4401	1-216-805-11	METAL CHIP	47 5% 1/10W	R4728	1-218-990-81	SHORT CHIP	0
R4406	1-216-833-11	METAL CHIP	10K 5% 1/10W	R5004	1-218-990-81	SHORT CHIP	0
R4407	1-208-683-11	METAL CHIP	1K 0.5% 1/16W	R5007	1-218-990-81	SHORT CHIP	0
R4408	1-208-683-11	METAL CHIP	1K 0.5% 1/16W	R5009	1-218-965-11	RES-CHIP	10K 5% 1/16W
R4409	1-216-833-11	METAL CHIP	10K 5% 1/10W	R5012	1-218-965-11	RES-CHIP	10K 5% 1/16W
R4410	1-216-805-11	METAL CHIP	47 5% 1/10W	R5013	1-218-965-11	RES-CHIP	10K 5% 1/16W
R4411	1-216-805-11	METAL CHIP	47 5% 1/10W	R5015	1-218-989-11	RES-CHIP	1M 5% 1/16W
R4412	1-218-827-11	METAL CHIP	150 0.5% 1/10W	R5017	1-218-990-81	SHORT CHIP	0
R4413	1-218-827-11	METAL CHIP	150 0.5% 1/10W	R5018	1-218-941-11	RES-CHIP	100 5% 1/16W
R4414	1-218-827-11	METAL CHIP	150 0.5% 1/10W	R5019	1-208-699-11	METAL CHIP	4.7K 0.5% 1/16W
R4415	1-218-827-11	METAL CHIP	150 0.5% 1/10W	R5020	1-218-961-11	RES-CHIP	4.7K 5% 1/16W
R4416	1-216-821-11	METAL CHIP	1K 5% 1/10W	R5021	1-218-961-11	RES-CHIP	4.7K 5% 1/16W
R4417	1-218-827-11	METAL CHIP	150 0.5% 1/10W	R5022	1-218-961-11	RES-CHIP	4.7K 5% 1/16W
R4418	1-218-827-11	METAL CHIP	150 0.5% 1/10W	R5024	1-218-965-11	RES-CHIP	10K 5% 1/16W
R4419	1-216-845-11	METAL CHIP	100K 5% 1/10W	R5032	1-218-961-11	RES-CHIP	4.7K 5% 1/16W
R4421	1-216-801-11	METAL CHIP	22 5% 1/10W	R5039	1-218-935-11	RES-CHIP	33 5% 1/16W
R4422	1-216-801-11	METAL CHIP	22 5% 1/10W	R5200	1-218-957-11	RES-CHIP	2.2K 5% 1/16W



REF.NO.	PART.NO	DESCRIPTION	REMARK	REF.NO.	PART.NO	DESCRIPTION	REMARK
R5201	1-218-957-11	RES-CHIP	2.2K 5% 1/16W	R5261	1-218-961-11	RES-CHIP	4.7K 5% 1/16W
R5202	1-216-821-11	METAL CHIP	1K 5% 1/10W	R5262	1-218-961-11	RES-CHIP	4.7K 5% 1/16W
R5203	1-216-821-11	METAL CHIP	1K 5% 1/10W	R5263	1-218-961-11	RES-CHIP	4.7K 5% 1/16W
R5204	1-218-957-11	RES-CHIP	2.2K 5% 1/16W	R5264	1-218-961-11	RES-CHIP	4.7K 5% 1/16W
R5205	1-218-957-11	RES-CHIP	2.2K 5% 1/16W	R5265	1-218-961-11	RES-CHIP	4.7K 5% 1/16W
R5206	1-216-821-11	METAL CHIP	1K 5% 1/10W	R5304	1-216-295-91	SHORT CHIP	0
R5207	1-216-821-11	METAL CHIP	1K 5% 1/10W	R5500	1-218-661-11	METAL CHIP	51 0.5% 1/10W
R5209	1-218-961-11	RES-CHIP	4.7K 5% 1/16W	R5501	1-218-937-11	RES-CHIP	47 5% 1/16W
R5210	1-218-961-11	RES-CHIP	4.7K 5% 1/16W	R5502	1-218-661-11	METAL CHIP	51 0.5% 1/10W
R5211	1-218-961-11	RES-CHIP	4.7K 5% 1/16W	R5503	1-218-937-11	RES-CHIP	47 5% 1/16W
R5212	1-218-961-11	RES-CHIP	4.7K 5% 1/16W	R5504	1-218-933-11	RES-CHIP	22 5% 1/16W
R5213	1-218-961-11	RES-CHIP	4.7K 5% 1/16W	R5505	1-218-937-11	RES-CHIP	47 5% 1/16W
R5214	1-218-961-11	RES-CHIP	4.7K 5% 1/16W	R5506	1-218-937-11	RES-CHIP	47 5% 1/16W
R5215	1-218-961-11	RES-CHIP	4.7K 5% 1/16W	R5509	1-218-937-11	RES-CHIP	47 5% 1/16W
R5218	1-218-990-81	SHORT CHIP	0	R5510	1-218-937-11	RES-CHIP	47 5% 1/16W
R5219	1-216-864-11	SHORT CHIP	0	R5511	1-218-933-11	RES-CHIP	22 5% 1/16W
R5220	1-216-864-11	SHORT CHIP	0	R5512	1-218-933-11	RES-CHIP	22 5% 1/16W
R5221	1-218-961-11	RES-CHIP	4.7K 5% 1/16W	R5513	1-218-939-11	RES-CHIP	68 5% 1/16W
R5222	1-218-961-11	RES-CHIP	4.7K 5% 1/16W	R5514	1-218-939-11	RES-CHIP	68 5% 1/16W
R5223	1-218-961-11	RES-CHIP	4.7K 5% 1/16W	R5515	1-218-939-11	RES-CHIP	68 5% 1/16W
R5224	1-218-933-11	RES-CHIP	22 5% 1/16W	R5516	1-218-939-11	RES-CHIP	68 5% 1/16W
R5225	1-218-933-11	RES-CHIP	22 5% 1/16W	R5517	1-218-661-11	METAL CHIP	51 0.5% 1/10W
R5226	1-218-990-81	SHORT CHIP	0	R5518	1-218-937-11	RES-CHIP	47 5% 1/16W
R5227	1-218-990-81	SHORT CHIP	0	R5519	1-218-661-11	METAL CHIP	51 0.5% 1/10W
R5228	1-218-990-81	SHORT CHIP	0	R5520	1-218-937-11	RES-CHIP	47 5% 1/16W
R5229	1-218-990-81	SHORT CHIP	0	R5522	1-218-847-11	METAL CHIP	1K 0.5% 1/10W
R5230	1-218-990-81	SHORT CHIP	0	R5523	1-218-847-11	METAL CHIP	1K 0.5% 1/10W
R5231	1-218-990-81	SHORT CHIP	0	R5524	1-218-937-11	RES-CHIP	47 5% 1/16W
R5232	1-218-990-81	SHORT CHIP	0	R5525	1-218-937-11	RES-CHIP	47 5% 1/16W
R5233	1-218-990-81	SHORT CHIP	0	R5526	1-218-937-11	RES-CHIP	47 5% 1/16W
R5234	1-218-990-81	SHORT CHIP	0	R5527	1-218-937-11	RES-CHIP	47 5% 1/16W
R5235	1-218-961-11	RES-CHIP	4.7K 5% 1/16W	R5530	1-218-939-11	RES-CHIP	68 5% 1/16W
R5236	1-218-961-11	RES-CHIP	4.7K 5% 1/16W	R5531	1-218-939-11	RES-CHIP	68 5% 1/16W
R5238	1-218-961-11	RES-CHIP	4.7K 5% 1/16W	R5532	1-218-939-11	RES-CHIP	68 5% 1/16W
R5239	1-218-961-11	RES-CHIP	4.7K 5% 1/16W	R5533	1-218-939-11	RES-CHIP	68 5% 1/16W
R5241	1-218-961-11	RES-CHIP	4.7K 5% 1/16W	R5534	1-218-933-11	RES-CHIP	22 5% 1/16W
R5243	1-218-961-11	RES-CHIP	4.7K 5% 1/16W	R5535	1-218-933-11	RES-CHIP	22 5% 1/16W
R5245	1-218-961-11	RES-CHIP	4.7K 5% 1/16W	R5536	1-218-933-11	RES-CHIP	22 5% 1/16W
R5247	1-218-990-81	SHORT CHIP	0	R5537	1-218-933-11	RES-CHIP	22 5% 1/16W
R5248	1-218-990-81	SHORT CHIP	0	R5538	1-218-933-11	RES-CHIP	22 5% 1/16W
R5251	1-218-990-81	SHORT CHIP	0	R5539	1-218-933-11	RES-CHIP	22 5% 1/16W
R5252	1-218-990-81	SHORT CHIP	0	R5540	1-218-933-11	RES-CHIP	22 5% 1/16W
R5253	1-218-990-81	SHORT CHIP	0	R5541	1-218-933-11	RES-CHIP	22 5% 1/16W
R5254	1-218-990-81	SHORT CHIP	0	R5543	1-218-933-11	RES-CHIP	22 5% 1/16W
R5255	1-218-990-81	SHORT CHIP	0	R5544	1-218-933-11	RES-CHIP	22 5% 1/16W
R5256	1-218-990-81	SHORT CHIP	0	R5545	1-218-933-11	RES-CHIP	22 5% 1/16W
R5257	1-218-990-81	SHORT CHIP	0	R5546	1-218-933-11	RES-CHIP	22 5% 1/16W
R5258	1-218-990-81	SHORT CHIP	0	R5547	1-218-933-11	RES-CHIP	22 5% 1/16W
R5259	1-218-990-81	SHORT CHIP	0	R5548	1-218-933-11	RES-CHIP	22 5% 1/16W
R5260	1-218-961-11	RES-CHIP	4.7K 5% 1/16W	R5549	1-218-933-11	RES-CHIP	22 5% 1/16W



REF.NO.	PART.NO	DESCRIPTION	REMARK	REF.NO.	PART.NO	DESCRIPTION	REMARK
R5550	1-218-933-11	RES-CHIP	22 5% 1/16W	R5859	1-208-697-11	METAL CHIP	3.9K 0.5% 1/16W
R5802	1-218-929-11	RES-CHIP	10 5% 1/16W	R5860	1-218-957-11	RES-CHIP	2.2K 5% 1/16W
R5803	1-208-683-11	METAL CHIP	1K 0.5% 1/16W	R5861	1-218-957-11	RES-CHIP	2.2K 5% 1/16W
R5804	1-218-990-81	SHORT CHIP	0	R5862	1-208-939-11	METAL CHIP	150K 0.5% 1/16W
R5805	1-218-929-11	RES-CHIP	10 5% 1/16W	R5863	1-208-939-11	METAL CHIP	150K 0.5% 1/16W
R5806	1-208-683-11	METAL CHIP	1K 0.5% 1/16W	R5864	1-216-821-11	METAL CHIP	1K 5% 1/10W
R5807	1-218-990-81	SHORT CHIP	0	R5865	1-208-939-11	METAL CHIP	150K 0.5% 1/16W
R5808	1-218-990-81	SHORT CHIP	0	R5866	1-208-939-11	METAL CHIP	150K 0.5% 1/16W
R5809	1-218-990-81	SHORT CHIP	0	R5867	1-216-821-11	METAL CHIP	1K 5% 1/10W
R5810	1-216-864-11	SHORT CHIP	0	R5870	1-218-953-11	RES-CHIP	1K 5% 1/16W
R5813	1-208-911-11	METAL CHIP	10K 0.5% 1/16W	R5871	1-218-935-11	RES-CHIP	33 5% 1/16W
R5814	1-216-864-11	SHORT CHIP	0	R5872	1-218-973-11	RES-CHIP	47K 5% 1/16W
R5815	1-208-683-11	METAL CHIP	1K 0.5% 1/16W	R5873	1-218-973-11	RES-CHIP	47K 5% 1/16W
R5816	1-208-683-11	METAL CHIP	1K 0.5% 1/16W	R5875	1-218-989-11	RES-CHIP	1M 5% 1/16W
R5817	1-218-941-81	RES-CHIP	100 5% 1/16W	R5877	1-218-956-11	RES-CHIP	1.8K 5% 1/16W
R5818	1-218-941-81	RES-CHIP	100 5% 1/16W	R5878	1-218-989-11	RES-CHIP	1M 5% 1/16W
R5819	1-218-990-81	SHORT CHIP	0	R5879	1-218-990-81	SHORT CHIP	0
R5820	1-218-990-81	SHORT CHIP	0	R5881	1-218-961-11	RES-CHIP	4.7K 5% 1/16W
R5821	1-208-911-11	METAL CHIP	10K 0.5% 1/16W	R5882	1-218-965-11	RES-CHIP	10K 5% 1/16W
R5822	1-218-973-11	RES-CHIP	47K 5% 1/16W	R5883	1-220-876-81	METAL CHIP	18 0.5% 1/16W
R5823	1-218-941-81	RES-CHIP	100 5% 1/16W	R5884	1-208-687-11	METAL CHIP	1.5K 0.5% 1/16W
R5824	1-218-941-81	RES-CHIP	100 5% 1/16W	R5885	1-208-675-11	METAL CHIP	470 0.5% 1/16W
R5825	1-208-697-11	METAL CHIP	3.9K 0.5% 1/16W	R5886	1-208-647-11	METAL CHIP	33 0.5% 1/16W
R5826	1-208-697-11	METAL CHIP	3.9K 0.5% 1/16W	R5887	1-208-679-11	METAL CHIP	680 0.5% 1/16W
R5827	1-208-697-11	METAL CHIP	3.9K 0.5% 1/16W	R5888	1-208-697-11	METAL CHIP	3.9K 0.5% 1/16W
R5829	1-218-941-81	RES-CHIP	100 5% 1/16W	R5889	1-208-697-11	METAL CHIP	3.9K 0.5% 1/16W
R5830	1-218-973-11	RES-CHIP	47K 5% 1/16W	R5890	1-218-948-11	RES-CHIP	390 5% 1/16W
R5831	1-218-929-11	RES-CHIP	10 5% 1/16W	R5892	1-218-933-11	RES-CHIP	22 5% 1/16W
R5832	1-218-929-11	RES-CHIP	10 5% 1/16W	R5893	1-218-937-11	RES-CHIP	47 5% 1/16W
R5833	1-218-929-11	RES-CHIP	10 5% 1/16W	R5894	1-218-937-11	RES-CHIP	47 5% 1/16W
R5834	1-218-929-11	RES-CHIP	10 5% 1/16W	R5895	1-218-937-11	RES-CHIP	47 5% 1/16W
R5835	1-218-929-11	RES-CHIP	10 5% 1/16W	R5896	1-218-937-11	RES-CHIP	47 5% 1/16W
R5836	1-218-929-11	RES-CHIP	10 5% 1/16W	R5900	1-218-965-11	RES-CHIP	10K 5% 1/16W
R5837	1-218-929-11	RES-CHIP	10 5% 1/16W	R5901	1-218-965-11	RES-CHIP	10K 5% 1/16W
R5838	1-218-929-11	RES-CHIP	10 5% 1/16W	R5902	1-218-965-11	RES-CHIP	10K 5% 1/16W
R5839	1-218-937-11	RES-CHIP	47 5% 1/16W	R5903	1-218-965-11	RES-CHIP	10K 5% 1/16W
R5840	1-208-697-11	METAL CHIP	3.9K 0.5% 1/16W	R5904	1-218-965-11	RES-CHIP	10K 5% 1/16W
R5841	1-208-697-11	METAL CHIP	3.9K 0.5% 1/16W	R5907	1-218-990-81	SHORT CHIP	0
R5844	1-218-929-11	RES-CHIP	10 5% 1/16W	R5908	1-218-990-81	SHORT CHIP	0
R5845	1-218-929-11	RES-CHIP	10 5% 1/16W	R5909	1-218-990-81	SHORT CHIP	0
R5846	1-218-929-11	RES-CHIP	10 5% 1/16W	R5910	1-218-990-81	SHORT CHIP	0
R5847	1-208-697-11	METAL CHIP	3.9K 0.5% 1/16W	R7000	1-218-877-11	METAL CHIP	18K 0.5% 1/10W
R5848	1-218-929-11	RES-CHIP	10 5% 1/16W	R7001	1-218-871-11	METAL CHIP	10K 0.5% 1/10W
R5849	1-218-929-11	RES-CHIP	10 5% 1/16W	R7002	1-218-875-11	METAL CHIP	15K 0.5% 1/10W
R5850	1-218-929-11	RES-CHIP	10 5% 1/16W	R7003	1-218-867-11	METAL CHIP	6.8K 0.5% 1/10W
R5851	1-218-929-11	RES-CHIP	10 5% 1/16W	R7004	1-216-841-11	METAL CHIP	47K 5% 1/10W
R5854	1-218-985-11	RES-CHIP	470K 5% 1/16W	R7005	1-218-871-11	METAL CHIP	10K 0.5% 1/10W
R5855	1-218-985-11	RES-CHIP	470K 5% 1/16W	R7006	1-218-895-11	METAL CHIP	100K 0.5% 1/10W
R5856	1-218-929-11	RES-CHIP	10 5% 1/16W	R7007	1-218-863-11	METAL CHIP	4.7K 0.5% 1/10W
R5857	1-208-697-11	METAL CHIP	3.9K 0.5% 1/16W	R7008	1-218-891-11	METAL CHIP	68K 0.5% 1/10W



REF.NO.	PART.NO	DESCRIPTION	REMARK			REF.NO.	PART.NO	DESCRIPTION	REMARK			
R7009	1-216-841-11	METAL CHIP	47K	5%	1/10W	R7080	1-218-990-81	SHORT CHIP	0			
R7010	1-218-875-11	METAL CHIP	15K	0.5%	1/10W	R7082	1-218-875-11	METAL CHIP	15K	0.5%	1/10W	
R7011	1-218-879-11	METAL CHIP	22K	0.5%	1/10W	R7083	1-218-863-11	METAL CHIP	4.7K	0.5%	1/10W	
R7012	1-216-835-11	METAL CHIP	15K	5%	1/10W	R7085	1-208-909-11	METAL CHIP	8.2K	0.5%	1/16W	
R7013	1-218-882-11	METAL CHIP	30K	0.5%	1/10W	R7087	1-218-967-11	RES-CHIP	15K	5%	1/16W	
R7014	1-218-937-11	RES-CHIP	47	5%	1/16W	R7090	1-218-978-11	RES-CHIP	120K	5%	1/16W	
R7015	1-218-937-11	RES-CHIP	47	5%	1/16W	R7091	1-208-929-81	METAL CHIP	56K	0.5%	1/16W	
R7016	1-216-295-91	SHORT CHIP	0			R7092	1-218-963-11	RES-CHIP	6.8K	5%	1/16W	
R7017	1-218-961-11	RES-CHIP	4.7K	5%	1/16W	R7093	1-216-295-91	SHORT CHIP	0			
R7019	1-216-835-11	METAL CHIP	15K	5%	1/10W	R7094	1-216-864-11	SHORT CHIP	0			
R7020	1-216-864-11	SHORT CHIP	0			R7095	1-216-864-11	SHORT CHIP	0			
R7021	1-216-837-11	METAL CHIP	22K	5%	1/10W	R7096	1-216-864-11	SHORT CHIP	0			
R7022	1-216-864-11	SHORT CHIP	0			R7097	1-216-295-91	SHORT CHIP	0			
R7023	1-216-864-11	SHORT CHIP	0			R7098	1-216-295-91	SHORT CHIP	0			
R7024	1-216-837-11	METAL CHIP	22K	5%	1/10W	R7099	1-216-295-91	SHORT CHIP	0			
R7025	1-216-864-11	SHORT CHIP	0			R7100	1-216-295-91	SHORT CHIP	0			
R7026	1-216-864-11	SHORT CHIP	0			R7101	1-216-864-11	SHORT CHIP	0			
R7027	1-218-990-81	SHORT CHIP	0			R7102	1-216-864-11	SHORT CHIP	0			
R7028	1-208-933-11	METAL CHIP	82K	0.5%	1/16W	R7103	1-216-864-11	SHORT CHIP	0			
R7029	1-208-935-11	METAL CHIP	100K	0.5%	1/16W	R7104	1-216-864-11	SHORT CHIP	0			
R7030	1-208-943-11	METAL CHIP	220K	0.5%	1/16W	R7105	1-218-973-11	RES-CHIP	47K	5%	1/16W	
R7031	1-218-971-11	RES-CHIP	33K	5%	1/16W	R7106	1-208-911-11	METAL CHIP	10K	0.5%	1/16W	
R7032	1-218-990-81	SHORT CHIP	0			R7107	1-208-911-11	METAL CHIP	10K	0.5%	1/16W	
R7033	1-218-990-81	SHORT CHIP	0			R7108	1-208-911-11	METAL CHIP	10K	0.5%	1/16W	
R7034	1-218-990-81	SHORT CHIP	0			R7109	1-218-973-11	RES-CHIP	47K	5%	1/16W	
R7035	1-218-990-81	SHORT CHIP	0			R7110	1-216-864-11	SHORT CHIP	0			
R7036	1-218-990-81	SHORT CHIP	0			R7111	1-216-864-11	SHORT CHIP	0			
R7037	1-218-990-81	SHORT CHIP	0			R7112	1-218-849-11	METAL CHIP	1.2K	0.5%	1/10W	
R7038	1-208-713-11	METAL CHIP	18K	0.5%	1/16W	R7119	1-218-990-81	SHORT CHIP	0			
R7039	1-218-990-81	SHORT CHIP	0									
								< RESISTOR CHIP >				
R7041	1-218-965-11	RES-CHIP	10K	5%	1/16W	RB4007	1-234-378-21	RES, NETWORK	10K			(1005X4)
R7043	1-208-713-11	METAL CHIP	18K	0.5%	1/16W	RB4008	1-234-378-21	RES, NETWORK	10K			(1005X4)
R7044	1-218-990-81	SHORT CHIP	0			RB4014	1-234-371-21	RES, NETWORK	47			(1005X4)
R7045	1-218-941-81	RES-CHIP	100	5%	1/16W	RB4015	1-234-371-21	RES, NETWORK	47			(1005X4)
R7046	1-216-295-91	SHORT CHIP	0			RB4016	1-234-371-21	RES, NETWORK	47			(1005X4)
R7048	1-216-864-11	SHORT CHIP	0			RB4018	1-234-371-21	RES, NETWORK	47			(1005X4)
R7049	1-216-864-11	SHORT CHIP	0			RB4019	1-234-371-21	RES, NETWORK	47			(1005X4)
R7050	1-216-825-11	METAL CHIP	2.2K	5%	1/10W	RB4020	1-234-371-21	RES, NETWORK	47			(1005X4)
R7051	1-218-839-11	METAL CHIP	470	0.5%	1/10W	RB4700	1-234-372-11	RES, NETWORK	100			(1005X4)
R7053	1-218-859-11	METAL CHIP	3.3K	0.5%	1/10W	RB4701	1-234-372-11	RES, NETWORK	100			(1005X4)
R7054	1-218-843-11	METAL CHIP	680	0.5%	1/10W	RB4707	1-234-379-21	RES, NETWORK	22K			(1005X4)
R7055	1-218-867-11	METAL CHIP	6.8K	0.5%	1/10W	RB4708	1-234-379-21	RES, NETWORK	22K			(1005X4)
R7056	1-218-867-11	METAL CHIP	6.8K	0.5%	1/10W	RB4709	1-234-379-21	RES, NETWORK	22K			(1005X4)
R7057	1-216-843-11	METAL CHIP	68K	5%	1/10W	RB4710	1-234-379-21	RES, NETWORK	22K			(1005X4)
R7058	1-216-851-11	METAL CHIP	330K	5%	1/10W	RB4711	1-234-379-21	RES, NETWORK	22K			(1005X4)
R7060	1-208-911-11	METAL CHIP	10K	0.5%	1/16W	RB4712	1-234-379-21	RES, NETWORK	22K			(1005X4)
R7063	1-208-911-11	METAL CHIP	10K	0.5%	1/16W	RB5000	1-234-372-11	RES, NETWORK	100			(1005X4)
R7064	1-216-864-11	SHORT CHIP	0			RB5001	1-234-372-11	RES, NETWORK	100			(1005X4)
R7066	1-208-711-11	METAL CHIP	15K	0.5%	1/16W	RB5002	1-234-372-11	RES, NETWORK	100			(1005X4)
R7067	1-208-911-11	METAL CHIP	10K	0.5%	1/16W							

REF.NO.	PART.NO	DESCRIPTION	REMARK	REF.NO.	PART.NO	DESCRIPTION	REMARK
RB5003	1-234-372-11	RES, NETWORK 100	(1005X4)	VD5803	6-500-701-01	DIODE PGB1010603NR	
RB5004	1-234-372-11	RES, NETWORK 100	(1005X4)	VD5804	6-500-701-01	DIODE PGB1010603NR	
RB5005	1-234-377-21	RES, NETWORK 4.7K	(1005X4)	VD5805	6-500-701-01	DIODE PGB1010603NR	
RB5006	1-234-377-21	RES, NETWORK 4.7K	(1005X4)	VD5806	6-500-701-01	DIODE PGB1010603NR	
RB5007	1-234-377-21	RES, NETWORK 4.7K	(1005X4)	VD5807	6-500-701-01	DIODE PGB1010603NR	
RB5212	1-234-377-21	RES, NETWORK 4.7K	(1005X4)	VD5808	6-500-701-01	DIODE PGB1010603NR	
RB5213	1-234-377-21	RES, NETWORK 4.7K	(1005X4)	VD5809	6-500-701-01	DIODE PGB1010603NR	
RB5501	1-234-370-21	RES, NETWORK 22	(1005X4)	VD5810	6-500-701-01	DIODE PGB1010603NR	
RB5502	1-234-370-21	RES, NETWORK 22	(1005X4)	VD5811	6-500-701-01	DIODE PGB1010603NR	
RB5503	1-234-370-21	RES, NETWORK 22	(1005X4)	VD5812	6-500-701-01	DIODE PGB1010603NR	
RB5504	1-234-702-11	RES, NETWORK 68	(1005X4)	VD5813	6-500-701-01	DIODE PGB1010603NR	
RB5505	1-234-702-11	RES, NETWORK 68	(1005X4)	VD5814	6-500-701-01	DIODE PGB1010603NR	
RB5506	1-234-702-11	RES, NETWORK 68	(1005X4)	VD5815	6-500-701-01	DIODE PGB1010603NR	
RB5507	1-234-702-11	RES, NETWORK 68	(1005X4)	VD5816	6-500-701-01	DIODE PGB1010603NR	
RB5508	1-234-702-11	RES, NETWORK 68	(1005X4)	VD5817	6-500-701-01	DIODE PGB1010603NR	
RB5509	1-234-702-11	RES, NETWORK 68	(1005X4)	VD5818	6-500-701-01	DIODE PGB1010603NR	
RB5510	1-234-702-11	RES, NETWORK 68	(1005X4)	VD5819	6-500-701-01	DIODE PGB1010603NR	
RB5511	1-234-702-11	RES, NETWORK 68	(1005X4)	VD5820	6-500-701-01	DIODE PGB1010603NR	
RB5516	1-234-702-11	RES, NETWORK 68	(1005X4)	VD5821	6-500-701-01	DIODE PGB1010603NR	
RB5517	1-234-702-11	RES, NETWORK 68	(1005X4)	VD5822	6-500-701-01	DIODE PGB1010603NR	
RB5518	1-234-702-11	RES, NETWORK 68	(1005X4)	<	CRYSTAL >		
RB5519	1-234-702-11	RES, NETWORK 68	(1005X4)	X4001	1-813-070-21	PIEZOELECTRIC OSCILLATOR	
RB5520	1-234-702-11	RES, NETWORK 68	(1005X4)	X4009	1-813-784-21	VIBRATOR, CRYSTAL	
RB5521	1-234-702-11	RES, NETWORK 68	(1005X4)	X5000	1-813-884-11	VIBRATOR, CRYSTAL 14.31818MHZ	
RB5522	1-234-702-11	RES, NETWORK 68	(1005X4)	X5800	1-813-528-11	VIBRATOR, CRYSTAL 27MHZ	
RB5523	1-234-702-11	RES, NETWORK 68	(1005X4)	*A-1184-346-A AE Board, Complete			
RB5800	1-242-963-21	RES, NETWORK 33	(1005X4)	<	CAPACITOR >		
RB5801	1-234-371-21	RES, NETWORK 47	(1005X4)	C2008	1-127-573-11	CERAMIC CHIP 1UF	10% 16V
RB5802	1-234-371-21	RES, NETWORK 47	(1005X4)	C2009	1-127-573-11	CERAMIC CHIP 1UF	10% 16V
RB5803	1-234-371-21	RES, NETWORK 47	(1005X4)	C2013	1-127-715-91	CERAMIC CHIP 0.22UF	10% 16V
RB5804	1-234-371-21	RES, NETWORK 47	(1005X4)	C2015	1-117-681-11	ELECT CHIP 100UF	20.00% 16V
RB5805	1-234-371-21	RES, NETWORK 47	(1005X4)	C2016	1-127-573-11	CERAMIC CHIP 1UF	10% 16V
RB5806	1-234-371-21	RES, NETWORK 47	(1005X4)	C2017	1-127-573-11	CERAMIC CHIP 1UF	10% 16V
RB5807	1-234-378-21	RES, NETWORK 10K	(1005X4)	C2018	1-127-715-91	CERAMIC CHIP 0.22UF	10% 16V
RB5808	1-234-378-21	RES, NETWORK 10K	(1005X4)	C2019	1-124-779-00	ELECT CHIP 10UF	20.00% 16V
RB5809	1-234-378-21	RES, NETWORK 10K	(1005X4)	C2020	1-127-715-91	CERAMIC CHIP 0.22UF	10% 16V
RB5810	1-234-378-21	RES, NETWORK 10K	(1005X4)	C2021	1-127-715-91	CERAMIC CHIP 0.22UF	10% 16V
RB5811	1-234-378-21	RES, NETWORK 10K	(1005X4)	C2023	1-117-681-11	ELECT CHIP 100UF	20.00% 16V
RB5812	1-234-378-21	RES, NETWORK 10K	(1005X4)	C2024	1-127-573-11	CERAMIC CHIP 1UF	10% 16V
<	VARISTOR >			C2025	1-127-573-11	CERAMIC CHIP 1UF	10% 16V
VD4400	1-802-078-11	VARISTOR (SMD)		C2026	1-125-889-91	CERAMIC CHIP 2.2UF	10% 10V
VD4401	1-802-078-11	VARISTOR (SMD)		C2027	1-162-908-11	CERAMIC CHIP 3PF	0.25PF 50V
VD4402	1-802-078-11	VARISTOR (SMD)		C2028	1-127-715-91	CERAMIC CHIP 0.22UF	10% 16V
VD4403	1-802-078-11	VARISTOR (SMD)		C2029	1-117-681-11	ELECT CHIP 100UF	20.00% 16V
VD4404	1-802-078-11	VARISTOR (SMD)		C2033	1-125-889-91	CERAMIC CHIP 2.2UF	10% 10V
VD4405	1-802-078-11	VARISTOR (SMD)		C2040	1-162-927-11	CERAMIC CHIP 100PF	5.00% 50V
VD4406	1-802-078-11	VARISTOR (SMD)		C2041	1-162-927-11	CERAMIC CHIP 100PF	5.00% 50V
VD5801	1-802-078-11	VARISTOR (SMD)		C2042	1-162-927-11	CERAMIC CHIP 100PF	5.00% 50V
VD5802	1-802-078-11	VARISTOR (SMD)					

REF.NO.	PART.NO	DESCRIPTION	REMARK	REF.NO.	PART.NO	DESCRIPTION	REMARK
C2101	1-107-826-11	CERAMIC CHIP 0.1UF	10.00% 16V	C2549	1-162-966-11	CERAMIC CHIP 0.0022UF	10.00% 50V
C2103	1-117-681-11	ELECT CHIP 100UF	20.00% 16V	C2550	1-162-966-11	CERAMIC CHIP 0.0022UF	10.00% 50V
C2105	1-164-227-11	CERAMIC CHIP 0.022UF	10.00% 25V	C2551	1-127-573-11	CERAMIC CHIP 1UF	10% 16V
C2111	1-107-826-11	CERAMIC CHIP 0.1UF	10.00% 16V	C2552	1-127-573-11	CERAMIC CHIP 1UF	10% 16V
C2114	1-162-968-11	CERAMIC CHIP 0.0047UF	10.00% 50V	C2553	1-126-394-11	ELECT CHIP 10UF	20.00% 16V
C2115	1-107-826-11	CERAMIC CHIP 0.1UF	10.00% 16V	C2554	1-126-394-11	ELECT CHIP 10UF	20.00% 16V
C2117	1-126-204-11	ELECT CHIP 47UF	20.00% 16V	C2555	1-100-566-91	CERAMIC CHIP 0.1UF	10.00% 25V
C2119	1-162-966-11	CERAMIC CHIP 0.0022UF	10.00% 50V	C2556	1-162-966-11	CERAMIC CHIP 0.0022UF	10.00% 50V
C2120	1-127-715-91	CERAMIC CHIP 0.22UF	10% 16V	C2557	1-126-396-11	ELECT CHIP 47UF	20.00% 16V
C2122	1-127-760-11	CERAMIC CHIP 4.7UF	10% 6.3V	C2560	1-112-692-11	CERAMIC CHIP 1000PF	5% 50V
C2127	1-117-681-11	ELECT CHIP 100UF	20.00% 16V	C2561	1-115-416-11	CERAMIC CHIP 0.001UF	5.00% 25V
C2502	1-162-928-11	CERAMIC CHIP 120PF	5.00% 50V	C2562	1-115-416-11	CERAMIC CHIP 0.001UF	5.00% 25V
C2504	1-162-906-11	CERAMIC CHIP 1.5PF	0.25PF 50V	C2563	1-115-416-11	CERAMIC CHIP 0.001UF	5.00% 25V
C2505	1-162-906-11	CERAMIC CHIP 1.5PF	0.25PF 50V	C2564	1-115-416-11	CERAMIC CHIP 0.001UF	5.00% 25V
C2507	1-162-968-11	CERAMIC CHIP 0.0047UF	10.00% 50V	C2565	1-115-416-11	CERAMIC CHIP 0.001UF	5.00% 25V
C2508	1-162-966-11	CERAMIC CHIP 0.0022UF	10.00% 50V	C2573	1-126-396-11	ELECT CHIP 47UF	20.00% 16V
C2509	1-162-966-11	CERAMIC CHIP 0.0022UF	10.00% 50V	C2575	1-100-912-11	CERAMIC CHIP 1UF	10% 25V
C2510	1-164-004-11	CERAMIC CHIP 0.1UF	10.00% 25V	C2576	1-100-912-11	CERAMIC CHIP 1UF	10% 25V
C2511	1-126-396-11	ELECT CHIP 47UF	20.00% 16V	C2583	1-115-340-11	CERAMIC CHIP 0.22UF	10.00% 25V
C2512	1-162-927-11	CERAMIC CHIP 100PF	5.00% 50V	C2586	1-100-912-11	CERAMIC CHIP 1UF	10% 25V
C2513	1-162-927-11	CERAMIC CHIP 100PF	5.00% 50V	C2587	1-100-912-11	CERAMIC CHIP 1UF	10% 25V
C2514	1-162-962-11	CERAMIC CHIP 470PF	10.00% 50V	C2588	1-126-394-11	ELECT CHIP 10UF	20.00% 16V
C2515	1-164-933-11	CERAMIC CHIP 220PF	10.00% 50V	C2589	1-126-394-11	ELECT CHIP 10UF	20.00% 16V
C2517	1-127-573-11	CERAMIC CHIP 1UF	10% 16V	C2590	1-126-394-11	ELECT CHIP 10UF	20.00% 16V
C2518	1-127-573-11	CERAMIC CHIP 1UF	10% 16V	C2591	1-126-394-11	ELECT CHIP 10UF	20.00% 16V
C2519	1-126-394-11	ELECT CHIP 10UF	20.00% 16V	C2592	1-162-965-11	CERAMIC CHIP 0.0015UF	10.00% 50V
C2520	1-100-566-91	CERAMIC CHIP 0.1UF	10.00% 25V	C2593	1-164-217-11	CERAMIC CHIP 150PF	5.00% 50V
C2521	1-127-573-11	CERAMIC CHIP 1UF	10% 16V	C2594	1-164-217-11	CERAMIC CHIP 150PF	5.00% 50V
C2523	1-127-573-11	CERAMIC CHIP 1UF	10% 16V	C2595	1-162-965-11	CERAMIC CHIP 0.0015UF	10.00% 50V
C2524	1-127-573-11	CERAMIC CHIP 1UF	10% 16V	C2596	1-162-965-11	CERAMIC CHIP 0.0015UF	10.00% 50V
C2525	1-127-573-11	CERAMIC CHIP 1UF	10% 16V	C2597	1-164-217-11	CERAMIC CHIP 150PF	5.00% 50V
C2527	1-127-573-11	CERAMIC CHIP 1UF	10% 16V	C2598	1-164-217-11	CERAMIC CHIP 150PF	5.00% 50V
C2528	1-126-396-11	ELECT CHIP 47UF	20.00% 16V	C2599	1-162-965-11	CERAMIC CHIP 0.0015UF	10.00% 50V
C2529	1-127-573-11	CERAMIC CHIP 1UF	10% 16V	C2600	1-164-004-11	CERAMIC CHIP 0.1UF	10.00% 25V
C2530	1-100-566-91	CERAMIC CHIP 0.1UF	10.00% 25V	C2601	1-164-004-11	CERAMIC CHIP 0.1UF	10.00% 25V
C2533	1-127-573-11	CERAMIC CHIP 1UF	10% 16V	C2602	1-164-004-11	CERAMIC CHIP 0.1UF	10.00% 25V
C2534	1-124-779-00	ELECT CHIP 10UF	20.00% 16V	C2603	1-164-004-11	CERAMIC CHIP 0.1UF	10.00% 25V
C2535	1-127-573-11	CERAMIC CHIP 1UF	10% 16V	C2604	1-164-004-11	CERAMIC CHIP 0.1UF	10.00% 25V
C2536	1-127-573-11	CERAMIC CHIP 1UF	10% 16V	C2605	1-164-004-11	CERAMIC CHIP 0.1UF	10.00% 25V
C2537	1-127-573-11	CERAMIC CHIP 1UF	10% 16V	C2606	1-164-004-11	CERAMIC CHIP 0.1UF	10.00% 25V
C2538	1-126-394-11	ELECT CHIP 10UF	20.00% 16V	C2607	1-164-004-11	CERAMIC CHIP 0.1UF	10.00% 25V
C2539	1-100-566-91	CERAMIC CHIP 0.1UF	10.00% 25V	C2608	1-164-004-11	CERAMIC CHIP 0.1UF	10.00% 25V
C2540	1-100-566-91	CERAMIC CHIP 0.1UF	10.00% 25V	C2613	1-112-797-11	ELECT CHIP 470UF	20% 25V
C2542	1-162-966-11	CERAMIC CHIP 0.0022UF	10.00% 50V	C2614	1-112-800-11	ELECT CHIP 100UF	20% 35V
C2543	1-107-826-11	CERAMIC CHIP 0.1UF	10.00% 16V	C2615	1-112-800-11	ELECT CHIP 100UF	20% 35V
C2544	1-126-204-11	ELECT CHIP 47UF	20.00% 16V	C2616	1-112-800-11	ELECT CHIP 100UF	20% 35V
C2545	1-162-966-11	CERAMIC CHIP 0.0022UF	10.00% 50V	C2617	1-112-800-11	ELECT CHIP 100UF	20% 35V
C2546	1-162-966-11	CERAMIC CHIP 0.0022UF	10.00% 50V	C2618	1-100-912-11	CERAMIC CHIP 1UF	10% 25V
C2547	1-162-966-11	CERAMIC CHIP 0.0022UF	10.00% 50V	C2619	1-100-912-11	CERAMIC CHIP 1UF	10% 25V
C2548	1-162-966-11	CERAMIC CHIP 0.0022UF	10.00% 50V	C2620	1-100-912-11	CERAMIC CHIP 1UF	10% 25V

REF.NO.	PART.NO	DESCRIPTION	REMARK	REF.NO.	PART.NO	DESCRIPTION	REMARK
C2621	1-100-912-11	CERAMIC CHIP 1UF	10% 25V	C9047	1-125-889-91	CERAMIC CHIP 2.2UF	10% 10V
C2623	1-165-818-91	CERAMIC CHIP 0.68UF	10% 25V	C9048	1-125-889-91	CERAMIC CHIP 2.2UF	10% 10V
C2624	1-165-818-91	CERAMIC CHIP 0.68UF	10% 25V	C9049	1-127-573-11	CERAMIC CHIP 1UF	10% 16V
C2625	1-165-818-91	CERAMIC CHIP 0.68UF	10% 25V	C9050	1-127-573-11	CERAMIC CHIP 1UF	10% 16V
C2626	1-165-818-91	CERAMIC CHIP 0.68UF	10% 25V	C9051	1-127-573-11	CERAMIC CHIP 1UF	10% 16V
C2627	1-100-591-91	CERAMIC CHIP 1UF	10% 25V	C9052	1-127-573-11	CERAMIC CHIP 1UF	10% 16V
C2628	1-100-591-91	CERAMIC CHIP 1UF	10% 25V	C9057	1-162-923-11	CERAMIC CHIP 47PF	5.00% 50V
C2647	1-100-591-91	CERAMIC CHIP 1UF	10% 25V	C9058	1-162-923-11	CERAMIC CHIP 47PF	5.00% 50V
C2648	1-107-826-11	CERAMIC CHIP 0.1UF	10.00% 16V	C9060	1-162-962-11	CERAMIC CHIP 470PF	10.00% 50V
C2800	1-124-779-00	ELECT CHIP 10UF	20.00% 16V	C9061	1-162-962-11	CERAMIC CHIP 470PF	10.00% 50V
C2801	1-107-826-11	CERAMIC CHIP 0.1UF	10.00% 16V	C9065	1-162-923-11	CERAMIC CHIP 47PF	5.00% 50V
C2802	1-107-826-11	CERAMIC CHIP 0.1UF	10.00% 16V	C9066	1-162-923-11	CERAMIC CHIP 47PF	5.00% 50V
C2803	1-127-573-11	CERAMIC CHIP 1UF	10% 16V	C9067	1-162-923-11	CERAMIC CHIP 47PF	5.00% 50V
C2804	1-127-573-11	CERAMIC CHIP 1UF	10% 16V	C9068	1-162-923-11	CERAMIC CHIP 47PF	5.00% 50V
C2805	1-126-204-11	ELECT CHIP 47UF	20.00% 16V	C9069	1-162-923-11	CERAMIC CHIP 47PF	5.00% 50V
C2809	1-126-394-11	ELECT CHIP 10UF	20.00% 16V	C9070	1-162-923-11	CERAMIC CHIP 47PF	5.00% 50V
C2810	1-107-826-11	CERAMIC CHIP 0.1UF	10.00% 16V	C9501	1-115-416-11	CERAMIC CHIP 0.001UF	5.00% 25V
C2811	1-124-779-00	ELECT CHIP 10UF	20.00% 16V	C9502	1-115-416-11	CERAMIC CHIP 0.001UF	5.00% 25V
C2812	1-107-826-11	CERAMIC CHIP 0.1UF	10.00% 16V	< CONNECTOR >			
C2813	1-124-779-00	ELECT CHIP 10UF	20.00% 16V	CN2301	1-820-184-11	HEADER ASSEMBLY (PRINT PWB) 7P	
C2814	1-124-779-00	ELECT CHIP 10UF	20.00% 16V	CN2302	1-820-185-11	HEADER ASSEMBLY (PRINT PWB) 8P	
C2815	1-162-927-11	CERAMIC CHIP 100PF	5.00% 50V	CN2303	1-820-211-11	HEADER ASSEMBLY FOR PWB 5P	
C2816	1-162-927-11	CERAMIC CHIP 100PF	5.00% 50V	CN2500	*1-819-461-11	HEADER ASSEMBLY FOR PWB 4P	
C2817	1-126-396-11	ELECT CHIP 47UF	20.00% 16V	CN9001	1-820-192-11	HEADER ASSEMBLY (PRINT PWB)15P	
C2818	1-126-396-11	ELECT CHIP 47UF	20.00% 16V	CN9501	1-819-390-51	FFC/FPC CONNECTOR (ZIF) 49P	
C2819	1-100-597-91	CERAMIC CHIP 0.1UF	10% 25V	CN9502	1-820-186-11	HEADER ASSEMBLY (PRINT PWB) 9P	
C2826	1-127-931-21	ELECT CHIP 470UF	20% 16V	CN9521	*1-780-408-11	TERMINAL	
C9001	1-162-962-11	CERAMIC CHIP 470PF	10.00% 50V	CN9522	*1-780-408-11	TERMINAL	
C9003	1-162-962-11	CERAMIC CHIP 470PF	10.00% 50V	CN9523	*1-780-408-11	TERMINAL	
C9005	1-162-962-11	CERAMIC CHIP 470PF	10.00% 50V	CN9524	*1-780-408-11	TERMINAL	
C9007	1-162-962-11	CERAMIC CHIP 470PF	10.00% 50V	CN9525	*1-780-408-11	TERMINAL	
C9009	1-164-227-11	CERAMIC CHIP 0.022UF	10.00% 25V	CN9526	*1-780-408-11	TERMINAL	
C9010	1-162-964-11	CERAMIC CHIP 0.001UF	10.00% 50V	< DIODE >			
C9011	1-164-227-11	CERAMIC CHIP 0.022UF	10.00% 25V	D2101	8-719-074-43	DIODE BAS316-115	
C9012	1-162-964-11	CERAMIC CHIP 0.001UF	10.00% 50V	D2501	8-719-072-66	DIODE PDZ11B-115	
C9013	1-164-227-11	CERAMIC CHIP 0.022UF	10.00% 25V	D2504	6-500-334-01	DIODE MC2836-T112-1	
C9014	1-162-964-11	CERAMIC CHIP 0.001UF	10.00% 50V	D2505	8-719-074-43	DIODE BAS316-115	
C9015	1-164-227-11	CERAMIC CHIP 0.022UF	10.00% 25V	D2507	8-719-074-43	DIODE BAS316-115	
C9016	1-162-964-11	CERAMIC CHIP 0.001UF	10.00% 50V	D2509	6-501-123-01	DIODE RB160M-60TR	
C9021	1-128-992-21	ELECT CHIP 47UF	20% 25V	D2510	6-501-123-01	DIODE RB160M-60TR	
C9027	1-162-970-11	CERAMIC CHIP 0.01UF	10.00% 25V	D2511	6-501-123-01	DIODE RB160M-60TR	
C9028	1-128-992-21	ELECT CHIP 47UF	20% 25V	D2512	6-501-123-01	DIODE RB160M-60TR	
C9029	1-128-992-21	ELECT CHIP 47UF	20% 25V	D2513	8-719-074-43	DIODE BAS316-115	
C9030	1-128-992-21	ELECT CHIP 47UF	20% 25V	D2514	6-501-123-01	DIODE RB160M-60TR	
C9031	1-128-992-21	ELECT CHIP 47UF	20% 25V	D2515	6-501-123-01	DIODE RB160M-60TR	
C9032	1-115-416-11	CERAMIC CHIP 0.001UF	5.00% 25V	D2516	6-501-123-01	DIODE RB160M-60TR	
C9043	1-127-573-11	CERAMIC CHIP 1UF	10% 16V	D2517	6-501-123-01	DIODE RB160M-60TR	
C9044	1-127-573-11	CERAMIC CHIP 1UF	10% 16V	D2804	8-719-074-43	DIODE BAS316-115	
C9045	1-100-597-91	CERAMIC CHIP 0.1UF	10% 25V				
C9046	1-100-597-91	CERAMIC CHIP 0.1UF	10% 25V				

Note : The components identified by shading and marked Δ are critical for safety. Replace only with the part numbers specified in the parts list.

AE

REF.NO.	PART.NO	DESCRIPTION	REMARK	REF.NO.	PART.NO	DESCRIPTION	REMARK
D2805	8-719-074-43	DIODE BAS316-115		IC2803	6-709-927-01	IC RT8H225C-TP-2	
D9001	8-719-070-63	DIODE PDZ10B-115		IC2804	6-709-927-01	IC RT8H225C-TP-2	
D9002	8-719-072-68	DIODE PDZ13B-115		< SOCKET >			
D9003	8-719-070-63	DIODE PDZ10B-115		J9001	1-695-549-11	SOCKET, PIN 21P	
D9004	8-719-070-63	DIODE PDZ10B-115		J9002	1-695-549-11	SOCKET, PIN 21P	
D9005	8-719-070-57	DIODE PDZ5.6B-115		J9003	*1-819-358-11	PHONO JACK	
D9007	8-719-070-57	DIODE PDZ5.6B-115		J9004	1-819-354-11	PHONO JACK 5P	
D9008	8-719-070-63	DIODE PDZ10B-115		< COIL >			
D9009	8-719-072-68	DIODE PDZ13B-115		L2002	1-469-557-21	INDUCTOR	22UH
D9010	8-719-070-63	DIODE PDZ10B-115		L2003	1-469-555-21	INDUCTOR	10UH
D9011	8-719-070-57	DIODE PDZ5.6B-115		L2004	1-469-555-21	INDUCTOR	10UH
D9012	8-719-070-63	DIODE PDZ10B-115		L2101	1-469-555-21	INDUCTOR	10UH
D9013	8-719-070-57	DIODE PDZ5.6B-115		L2501	1-412-990-41	INDUCTOR	8.2UH
D9015	8-719-070-57	DIODE PDZ5.6B-115		L2502	1-400-794-21	FERRITE	0UH
D9016	8-719-070-63	DIODE PDZ10B-115		L2504	1-400-794-21	FERRITE	0UH
D9017	8-719-070-63	DIODE PDZ10B-115		L2505	1-469-555-21	INDUCTOR	10UH
D9018	8-719-070-63	DIODE PDZ10B-115		L2506	1-400-794-21	FERRITE	0UH
D9019	8-719-070-63	DIODE PDZ10B-115		L2508	1-481-083-11	INDUCTOR	22UH
D9020	8-719-070-63	DIODE PDZ10B-115		L2509	1-457-318-11	INDUCTOR	22UH
D9021	8-719-070-63	DIODE PDZ10B-115		L2510	1-457-318-11	INDUCTOR	22UH
D9022	8-719-070-63	DIODE PDZ10B-115		L2511	1-400-794-21	FERRITE	0UH
D9023	8-719-070-63	DIODE PDZ10B-115		L2512	1-400-794-21	FERRITE	0UH
D9036	8-719-070-63	DIODE PDZ10B-115		L2513	1-400-794-21	FERRITE	0UH
D9037	8-719-070-63	DIODE PDZ10B-115		L9001	1-469-555-21	INDUCTOR	10UH
D9038	8-719-070-63	DIODE PDZ10B-115		L9503	1-400-179-21	FERRITE	0UH
D9039	8-719-070-63	DIODE PDZ10B-115		L9504	1-400-179-21	FERRITE	0UH
< FERRITE BEAD >				L9505	1-400-179-21	FERRITE	0UH
FB2500	1-400-089-21	FERRITE	0UH	< PROTECTOR MODULE >			
FB2501	1-400-089-21	FERRITE	0UH	PS2501 Δ	1-576-958-21	FUSE	4A 24V
FB2502	1-400-089-21	FERRITE	0UH	< TRANSISTOR >			
FB2503	1-400-089-21	FERRITE	0UH	Q2001	8-729-120-28	TRANSISTOR 2SC1623-L5L6	
FB2504	1-400-040-22	FERRITE	0UH	Q2002	8-729-120-28	TRANSISTOR 2SC1623-L5L6	
FB2505	1-400-040-22	FERRITE	0UH	Q2003	8-729-120-28	TRANSISTOR 2SC1623-L5L6	
FB2506	1-400-040-22	FERRITE	0UH	Q2004	8-729-600-22	TRANSISTOR 2SA1235-F	
FB2507	1-400-040-22	FERRITE	0UH	Q2101	8-729-600-22	TRANSISTOR 2SA1235-F	
FB2508	1-400-040-22	FERRITE	0UH	Q2102	8-729-600-22	TRANSISTOR 2SA1235-F	
FB9003	1-216-864-11	SHORT CHIP	0	Q2104	8-729-600-22	TRANSISTOR 2SA1235-F	
< FILTER >				Q2108	8-729-120-28	TRANSISTOR 2SC1623-L5L6	
FL2001	1-234-558-21	FILTER, LOW PASS		Q2109	8-729-120-28	TRANSISTOR 2SC1623-L5L6	
< IC >				Q2500	8-729-120-28	TRANSISTOR 2SC1623-L5L6	
IC2001	8-752-089-33	IC CXA2069Q-TL		Q2501	8-729-600-22	TRANSISTOR 2SA1235-F	
IC2501	6-709-191-01	IC MSP4410K-QA-D6-501		Q2502	8-729-120-28	TRANSISTOR 2SC1623-L5L6	
IC2503	8-759-278-58	IC NJM4558V-TE2		Q2505	8-729-600-22	TRANSISTOR 2SA1235-F	
IC2507	6-710-142-01	IC R2A15105SP-W00T		Q2507	8-729-028-96	TRANSISTOR DTC114EUA-T106	
IC2801	8-759-278-58	IC NJM4558V-TE2		Q2508	8-729-120-28	TRANSISTOR 2SC1623-L5L6	
IC2802	8-759-359-49	IC NJM3414AV(TE2)					

REF.NO.	PART.NO	DESCRIPTION	REMARK	REF.NO.	PART.NO	DESCRIPTION	REMARK
Q2510	8-729-029-14	TRANSISTOR DTC144EUA-T106		R2036	1-216-809-11	METAL CHIP 100 5%	1/10W
Q2511	8-729-029-14	TRANSISTOR DTC144EUA-T106		R2037	1-216-817-11	METAL CHIP 470 5%	1/10W
Q2512	6-551-364-01	TRANSISTOR DTC614TUT106		R2038	1-216-817-11	METAL CHIP 470 5%	1/10W
Q2513	6-551-364-01	TRANSISTOR DTC614TUT106		R2039	1-216-864-11	SHORT CHIP 0	
Q2514	8-729-600-22	TRANSISTOR 2SA1235-F		R2101	1-216-825-11	METAL CHIP 2.2K 5%	1/10W
Q2515	8-729-600-22	TRANSISTOR 2SA1235-F		R2102	1-216-809-11	METAL CHIP 100 5%	1/10W
Q2516	8-729-600-22	TRANSISTOR 2SA1235-F		R2103	1-216-864-11	SHORT CHIP 0	
Q2517	8-729-600-22	TRANSISTOR 2SA1235-F		R2104	1-218-855-11	METAL CHIP 2.2K 0.5%	1/10W
Q2518	8-729-120-28	TRANSISTOR 2SC1623-L5L6		R2109	1-216-829-11	METAL CHIP 4.7K 5%	1/10W
Q2519	8-729-029-14	TRANSISTOR DTC144EUA-T106		R2117	1-216-857-11	METAL CHIP 1M 5%	1/10W
Q2520	8-729-029-14	TRANSISTOR DTC144EUA-T106		R2121	1-216-829-11	METAL CHIP 4.7K 5%	1/10W
Q2521	8-729-028-96	TRANSISTOR DTC114EUA-T106		R2125	1-218-857-11	METAL CHIP 2.7K 0.5%	1/10W
Q2803	6-551-364-01	TRANSISTOR DTC614TUT106		R2128	1-218-861-11	METAL CHIP 3.9K 0.5%	1/10W
Q2804	6-551-364-01	TRANSISTOR DTC614TUT106		R2131	1-216-864-11	SHORT CHIP 0	
Q2806	6-551-364-01	TRANSISTOR DTC614TUT106		R2132	1-216-857-11	METAL CHIP 1M 5%	1/10W
Q2807	6-551-364-01	TRANSISTOR DTC614TUT106		R2134	1-216-864-11	SHORT CHIP 0	
Q2815	8-729-602-21	TRANSISTOR 2SC4154TP-1G		R2137	1-216-821-11	METAL CHIP 1K 5%	1/10W
Q9001	8-729-120-28	TRANSISTOR 2SC1623-L5L6		R2139	1-216-815-11	METAL CHIP 330 5%	1/10W
Q9002	8-729-120-28	TRANSISTOR 2SC1623-L5L6		R2140	1-216-864-11	SHORT CHIP 0	
				R2151	1-216-864-11	SHORT CHIP 0	
<	RESISTOR >						
R2002	1-216-821-11	METAL CHIP 1K 5%	1/10W	R2301	1-216-864-11	SHORT CHIP 0	
R2003	1-216-821-11	METAL CHIP 1K 5%	1/10W	R2305	1-216-864-11	SHORT CHIP 0	
R2004	1-216-864-11	SHORT CHIP 0		R2500	1-216-864-11	SHORT CHIP 0	
R2005	1-216-864-11	SHORT CHIP 0		R2501	1-216-821-11	METAL CHIP 1K 5%	1/10W
R2006	1-216-809-11	METAL CHIP 100 5%	1/10W	R2504	1-216-864-11	SHORT CHIP 0	
R2007	1-216-809-11	METAL CHIP 100 5%	1/10W	R2505	1-216-864-11	SHORT CHIP 0	
R2008	1-216-833-11	METAL CHIP 10K 5%	1/10W	R2507	1-216-805-11	METAL CHIP 47 5%	1/10W
R2009	1-216-833-11	METAL CHIP 10K 5%	1/10W	R2508	1-216-864-11	SHORT CHIP 0	
R2010	1-216-864-11	SHORT CHIP 0		R2510	1-216-821-11	METAL CHIP 1K 5%	1/10W
R2011	1-216-864-11	SHORT CHIP 0		R2511	1-216-845-11	METAL CHIP 100K 5%	1/10W
R2012	1-216-864-11	SHORT CHIP 0		R2512	1-218-990-81	SHORT CHIP 0	
R2014	1-216-864-11	SHORT CHIP 0		R2514	1-216-841-11	METAL CHIP 47K 5%	1/10W
R2015	1-216-864-11	SHORT CHIP 0		R2515	1-216-841-11	METAL CHIP 47K 5%	1/10W
R2017	1-216-864-11	SHORT CHIP 0		R2517	1-216-833-11	METAL CHIP 10K 5%	1/10W
R2019	1-216-809-11	METAL CHIP 100 5%	1/10W	R2518	1-400-499-21	FERRITE 0UH	
R2020	1-216-809-11	METAL CHIP 100 5%	1/10W	R2519	1-400-499-21	FERRITE 0UH	
R2023	1-216-821-11	METAL CHIP 1K 5%	1/10W	R2520	1-216-841-11	METAL CHIP 47K 5%	1/10W
R2024	1-216-821-11	METAL CHIP 1K 5%	1/10W	R2522	1-218-990-81	SHORT CHIP 0	
R2025	1-216-864-11	SHORT CHIP 0		R2525	1-218-990-81	SHORT CHIP 0	
R2026	1-216-864-11	SHORT CHIP 0		R2531	1-208-699-11	METAL CHIP 4.7K 0.5%	1/16W
R2027	1-216-864-11	SHORT CHIP 0		R2532	1-208-711-11	METAL CHIP 15K 0.5%	1/16W
R2028	1-216-864-11	SHORT CHIP 0		R2533	1-208-699-11	METAL CHIP 4.7K 0.5%	1/16W
R2029	1-216-864-11	SHORT CHIP 0		R2534	1-208-711-11	METAL CHIP 15K 0.5%	1/16W
R2030	1-216-809-11	METAL CHIP 100 5%	1/10W	R2535	1-208-935-11	METAL CHIP 100K 0.5%	1/16W
R2031	1-216-817-11	METAL CHIP 470 5%	1/10W	R2537	1-208-911-11	METAL CHIP 10K 0.5%	1/16W
R2032	1-216-830-11	METAL CHIP 5.6K 5%	1/10W	R2539	1-218-873-11	METAL CHIP 12K 0.5%	1/10W
R2033	1-216-818-11	METAL CHIP 560 5%	1/10W	R2540	1-218-875-11	METAL CHIP 15K 0.5%	1/10W
R2034	1-216-817-11	METAL CHIP 470 5%	1/10W	R2541	1-208-911-11	METAL CHIP 10K 0.5%	1/16W
R2035	1-216-809-11	METAL CHIP 100 5%	1/10W	R2545	1-208-911-11	METAL CHIP 10K 0.5%	1/16W
				R2547	1-208-911-11	METAL CHIP 10K 0.5%	1/16W



REF.NO.	PART.NO	DESCRIPTION	REMARK	REF.NO.	PART.NO	DESCRIPTION	REMARK
R2549	1-208-927-11	METAL CHIP	47K 0.5% 1/16W	R2658	1-216-833-11	METAL CHIP	10K 5% 1/10W
R2550	1-208-699-11	METAL CHIP	4.7K 0.5% 1/16W	R2662	1-216-864-11	SHORT CHIP	0
R2554	1-216-841-11	METAL CHIP	47K 5% 1/10W	R2663	1-216-864-11	SHORT CHIP	0
R2555	1-208-935-11	METAL CHIP	100K 0.5% 1/16W	R2664	1-216-864-11	SHORT CHIP	0
R2556	1-208-699-11	METAL CHIP	4.7K 0.5% 1/16W	R2665	1-216-864-11	SHORT CHIP	0
R2557	1-208-711-11	METAL CHIP	15K 0.5% 1/16W	R2801	1-216-829-11	METAL CHIP	4.7K 5% 1/10W
R2559	1-208-711-11	METAL CHIP	15K 0.5% 1/16W	R2802	1-216-829-11	METAL CHIP	4.7K 5% 1/10W
R2561	1-218-871-11	METAL CHIP	10K 0.5% 1/10W	R2803	1-218-873-11	METAL CHIP	12K 0.5% 1/10W
R2562	1-218-869-11	METAL CHIP	8.2K 0.5% 1/10W	R2804	1-218-875-11	METAL CHIP	15K 0.5% 1/10W
R2563	1-218-869-11	METAL CHIP	8.2K 0.5% 1/10W	R2805	1-216-841-11	METAL CHIP	47K 5% 1/10W
R2564	1-218-871-11	METAL CHIP	10K 0.5% 1/10W	R2806	1-216-841-11	METAL CHIP	47K 5% 1/10W
R2566	1-218-867-11	METAL CHIP	6.8K 0.5% 1/10W	R2814	1-216-833-11	METAL CHIP	10K 5% 1/10W
R2567	1-216-833-11	METAL CHIP	10K 5% 1/10W	R2815	1-218-873-11	METAL CHIP	12K 0.5% 1/10W
R2587	1-216-857-11	METAL CHIP	1M 5% 1/10W	R2820	1-218-871-11	METAL CHIP	10K 0.5% 1/10W
R2588	1-216-837-11	METAL CHIP	22K 5% 1/10W	R2821	1-218-863-11	METAL CHIP	4.7K 0.5% 1/10W
R2593	1-216-841-11	METAL CHIP	47K 5% 1/10W	R2822	1-218-863-11	METAL CHIP	4.7K 0.5% 1/10W
R2601	1-216-845-11	METAL CHIP	100K 5% 1/10W	R2823	1-218-871-11	METAL CHIP	10K 0.5% 1/10W
R2603	1-218-865-11	METAL CHIP	5.6K 0.5% 1/10W	R2826	1-216-845-11	METAL CHIP	100K 5% 1/10W
R2611	1-216-841-11	METAL CHIP	47K 5% 1/10W	R2827	1-216-845-11	METAL CHIP	100K 5% 1/10W
R2612	1-216-864-11	SHORT CHIP	0	R2828	1-216-844-11	METAL CHIP	82K 5% 1/10W
R2613	1-218-887-11	METAL CHIP	47K 0.5% 1/10W	R2829	1-216-827-11	METAL CHIP	3.3K 5% 1/10W
R2614	1-218-855-11	METAL CHIP	2.2K 0.5% 1/10W	R2830	1-216-827-11	METAL CHIP	3.3K 5% 1/10W
R2615	1-218-887-11	METAL CHIP	47K 0.5% 1/10W	R2831	1-216-844-11	METAL CHIP	82K 5% 1/10W
R2616	1-218-855-11	METAL CHIP	2.2K 0.5% 1/10W	R2832	1-218-887-11	METAL CHIP	47K 0.5% 1/10W
R2617	1-216-833-11	METAL CHIP	10K 5% 1/10W	R2833	1-218-887-11	METAL CHIP	47K 0.5% 1/10W
R2620	1-216-864-11	SHORT CHIP	0	R2834	1-218-855-11	METAL CHIP	2.2K 0.5% 1/10W
R2622	1-216-864-11	SHORT CHIP	0	R2835	1-218-855-11	METAL CHIP	2.2K 0.5% 1/10W
R2624	1-218-867-11	METAL CHIP	6.8K 0.5% 1/10W	R2837	1-216-857-11	METAL CHIP	1M 5% 1/10W
R2625	1-218-867-11	METAL CHIP	6.8K 0.5% 1/10W	R2839	1-216-845-11	METAL CHIP	100K 5% 1/10W
R2626	1-218-875-11	METAL CHIP	15K 0.5% 1/10W	R2840	1-216-864-11	SHORT CHIP	0
R2627	1-218-897-11	METAL CHIP	120K 0.5% 1/10W	R2841	1-216-864-11	SHORT CHIP	0
R2628	1-218-885-11	METAL CHIP	39K 0.5% 1/10W	R2843	1-216-845-11	METAL CHIP	100K 5% 1/10W
R2629	1-218-875-11	METAL CHIP	15K 0.5% 1/10W	R2844	1-216-813-11	METAL CHIP	220 5% 1/10W
R2630	1-218-867-11	METAL CHIP	6.8K 0.5% 1/10W	R2846	1-216-813-11	METAL CHIP	220 5% 1/10W
R2631	1-218-867-11	METAL CHIP	6.8K 0.5% 1/10W	R2851	1-216-864-11	SHORT CHIP	0
R2632	1-218-897-11	METAL CHIP	120K 0.5% 1/10W	R2852	1-216-864-11	SHORT CHIP	0
R2633	1-218-897-11	METAL CHIP	120K 0.5% 1/10W	R2855	1-216-864-11	SHORT CHIP	0
R2636	1-216-296-11	SHORT CHIP	0	R2856	1-216-864-11	SHORT CHIP	0
R2637	1-216-296-11	SHORT CHIP	0	R2858	1-216-857-11	METAL CHIP	1M 5% 1/10W
R2642	1-216-845-11	METAL CHIP	100K 5% 1/10W	R2859	1-216-833-11	METAL CHIP	10K 5% 1/10W
R2643	1-216-845-11	METAL CHIP	100K 5% 1/10W	R2863	1-216-833-11	METAL CHIP	10K 5% 1/10W
R2644	1-216-845-11	METAL CHIP	100K 5% 1/10W	R2872	1-216-821-11	METAL CHIP	1K 5% 1/10W
R2645	1-216-845-11	METAL CHIP	100K 5% 1/10W	R2873	1-216-849-11	METAL CHIP	220K 5% 1/10W
R2646	1-216-845-11	METAL CHIP	100K 5% 1/10W	R2876	1-216-864-11	SHORT CHIP	0
R2647	1-216-845-11	METAL CHIP	100K 5% 1/10W	R2879	1-216-864-11	SHORT CHIP	0
R2652	1-216-833-11	METAL CHIP	10K 5% 1/10W	R2882	1-216-864-11	SHORT CHIP	0
R2653	1-216-845-11	METAL CHIP	100K 5% 1/10W	R2883	1-216-864-11	SHORT CHIP	0
R2654	1-216-845-11	METAL CHIP	100K 5% 1/10W	R2884	1-216-864-11	SHORT CHIP	0
R2655	1-216-864-11	SHORT CHIP	0	R2885	1-216-864-11	SHORT CHIP	0
R2656	1-216-841-11	METAL CHIP	47K 5% 1/10W	R9001	1-216-864-11	SHORT CHIP	0



REF.NO.	PART.NO	DESCRIPTION	REMARK	REF.NO.	PART.NO	DESCRIPTION	REMARK
R9002	1-216-864-11	SHORT CHIP	0	R9058	1-216-809-11	METAL CHIP	100 5% 1/10W
R9005	1-218-285-11	METAL CHIP	75 5% 1/10W	R9059	1-216-809-11	METAL CHIP	100 5% 1/10W
R9006	1-218-285-11	METAL CHIP	75 5% 1/10W	R9060	1-218-879-11	METAL CHIP	22K 0.5% 1/10W
R9007	1-216-815-11	METAL CHIP	330 5% 1/10W	R9061	1-218-879-11	METAL CHIP	22K 0.5% 1/10W
R9008	1-216-821-11	METAL CHIP	1K 5% 1/10W	R9062	1-216-853-11	METAL CHIP	470K 5% 1/10W
R9009	1-216-815-11	METAL CHIP	330 5% 1/10W	R9063	1-216-853-11	METAL CHIP	470K 5% 1/10W
R9010	1-216-821-11	METAL CHIP	1K 5% 1/10W	R9064	1-216-853-11	METAL CHIP	470K 5% 1/10W
R9011	1-216-815-11	METAL CHIP	330 5% 1/10W	R9065	1-216-853-11	METAL CHIP	470K 5% 1/10W
R9012	1-216-821-11	METAL CHIP	1K 5% 1/10W	R9066	1-216-853-11	METAL CHIP	470K 5% 1/10W
R9013	1-216-815-11	METAL CHIP	330 5% 1/10W	R9067	1-216-853-11	METAL CHIP	470K 5% 1/10W
R9014	1-216-821-11	METAL CHIP	1K 5% 1/10W	R9068	1-216-853-11	METAL CHIP	470K 5% 1/10W
R9015	1-218-831-11	METAL CHIP	220 0.5% 1/10W	R9069	1-216-853-11	METAL CHIP	470K 5% 1/10W
R9017	1-218-831-11	METAL CHIP	220 0.5% 1/10W	R9070	1-218-873-11	METAL CHIP	12K 0.5% 1/10W
R9018	1-218-831-11	METAL CHIP	220 0.5% 1/10W	R9071	1-218-873-11	METAL CHIP	12K 0.5% 1/10W
R9019	1-218-831-11	METAL CHIP	220 0.5% 1/10W	R9072	1-216-821-11	METAL CHIP	1K 5% 1/10W
R9020	1-218-831-11	METAL CHIP	220 0.5% 1/10W	R9073	1-216-809-11	METAL CHIP	100 5% 1/10W
R9021	1-218-831-11	METAL CHIP	220 0.5% 1/10W	R9074	1-216-819-11	METAL CHIP	680 5% 1/10W
R9023	1-218-831-11	METAL CHIP	220 0.5% 1/10W	R9075	1-216-819-11	METAL CHIP	680 5% 1/10W
R9024	1-218-831-11	METAL CHIP	220 0.5% 1/10W	R9086	1-216-864-11	SHORT CHIP	0
R9025	1-218-831-11	METAL CHIP	220 0.5% 1/10W	R9088	1-216-849-11	METAL CHIP	220K 5% 1/10W
R9026	1-218-831-11	METAL CHIP	220 0.5% 1/10W	R9089	1-216-849-11	METAL CHIP	220K 5% 1/10W
R9027	1-218-831-11	METAL CHIP	220 0.5% 1/10W	R9095	1-216-864-11	SHORT CHIP	0
R9028	1-218-831-11	METAL CHIP	220 0.5% 1/10W	R9096	1-216-864-11	SHORT CHIP	0
R9029	1-218-831-11	METAL CHIP	220 0.5% 1/10W	R9104	1-216-864-11	SHORT CHIP	0
R9030	1-218-831-11	METAL CHIP	220 0.5% 1/10W	R9105	1-216-864-11	SHORT CHIP	0
R9031	1-218-831-11	METAL CHIP	220 0.5% 1/10W	R9106	1-216-864-11	SHORT CHIP	0
R9032	1-218-831-11	METAL CHIP	220 0.5% 1/10W	R9107	1-216-864-11	SHORT CHIP	0
R9033	1-218-831-11	METAL CHIP	220 0.5% 1/10W	R9109	1-218-831-11	METAL CHIP	220 0.5% 1/10W
R9034	1-218-831-11	METAL CHIP	220 0.5% 1/10W	R9110	1-218-831-11	METAL CHIP	220 0.5% 1/10W
R9035	1-218-831-11	METAL CHIP	220 0.5% 1/10W	R9111	1-218-831-11	METAL CHIP	220 0.5% 1/10W
R9036	1-218-831-11	METAL CHIP	220 0.5% 1/10W	R9112	1-218-831-11	METAL CHIP	220 0.5% 1/10W
R9037	1-216-821-11	METAL CHIP	1K 5% 1/10W	R9113	1-218-831-11	METAL CHIP	220 0.5% 1/10W
R9038	1-216-813-11	METAL CHIP	220 5% 1/10W	R9114	1-218-831-11	METAL CHIP	220 0.5% 1/10W
R9039	1-216-864-11	SHORT CHIP	0	R9115	1-216-801-11	METAL CHIP	22 5% 1/10W
R9040	1-216-813-11	METAL CHIP	220 5% 1/10W	R9116	1-216-801-11	METAL CHIP	22 5% 1/10W
R9041	1-216-864-11	SHORT CHIP	0	R9117	1-216-801-11	METAL CHIP	22 5% 1/10W
R9042	1-216-809-11	METAL CHIP	100 5% 1/10W	R9122	1-216-821-11	METAL CHIP	1K 5% 1/10W
R9044	1-216-809-11	METAL CHIP	100 5% 1/10W	R9123	1-216-821-11	METAL CHIP	1K 5% 1/10W
R9045	1-216-809-11	METAL CHIP	100 5% 1/10W	R9124	1-216-821-11	METAL CHIP	1K 5% 1/10W
R9046	1-216-817-11	METAL CHIP	470 5% 1/10W	R9125	1-216-821-11	METAL CHIP	1K 5% 1/10W
R9047	1-216-813-11	METAL CHIP	220 5% 1/10W	R9126	1-216-821-11	METAL CHIP	1K 5% 1/10W
R9048	1-216-864-11	SHORT CHIP	0	R9127	1-216-821-11	METAL CHIP	1K 5% 1/10W
R9049	1-216-813-11	METAL CHIP	220 5% 1/10W	R9128	1-216-853-11	METAL CHIP	470K 5% 1/10W
R9050	1-216-864-11	SHORT CHIP	0	R9129	1-216-853-11	METAL CHIP	470K 5% 1/10W
R9051	1-216-809-11	METAL CHIP	100 5% 1/10W	R9130	1-216-815-11	METAL CHIP	330 5% 1/10W
R9053	1-216-809-11	METAL CHIP	100 5% 1/10W	R9131	1-216-815-11	METAL CHIP	330 5% 1/10W
R9054	1-216-809-11	METAL CHIP	100 5% 1/10W	R9135	1-218-831-11	METAL CHIP	220 0.5% 1/10W
R9055	1-216-809-11	METAL CHIP	100 5% 1/10W	R9136	1-218-831-11	METAL CHIP	220 0.5% 1/10W
R9056	1-216-817-11	METAL CHIP	470 5% 1/10W	R9137	1-218-831-11	METAL CHIP	220 0.5% 1/10W
R9057	1-216-809-11	METAL CHIP	100 5% 1/10W	R9138	1-218-831-11	METAL CHIP	220 0.5% 1/10W

REF.NO.	PART.NO	DESCRIPTION	REMARK	REF.NO.	PART.NO	DESCRIPTION	REMARK
R9139	1-218-831-11	METAL CHIP	220 0.5% 1/10W	VD9018	8-719-070-63	DIODE PDZ10B-115	
R9140	1-218-831-11	METAL CHIP	220 0.5% 1/10W	VD9025	1-802-082-11	VARISTOR (SMD)	
R9141	1-218-831-11	METAL CHIP	220 0.5% 1/10W	VD9026	1-802-082-11	VARISTOR (SMD)	
R9142	1-218-831-11	METAL CHIP	220 0.5% 1/10W	< CRYSTAL >			
R9143	1-218-831-11	METAL CHIP	220 0.5% 1/10W	X2500	1-795-612-11	VIBRATOR, CRYSTAL	
R9144	1-218-831-11	METAL CHIP	220 0.5% 1/10W	*A-1196-584-A H1E Board, Complete			
R9145	1-218-831-11	METAL CHIP	220 0.5% 1/10W	< CONNECTOR >			
R9146	1-218-831-11	METAL CHIP	220 0.5% 1/10W	CN1101	*1-819-445-11	HEADER ASSEMBLY FOR PWB 3P	
R9147	1-218-831-11	METAL CHIP	220 0.5% 1/10W	< RESISTOR >			
R9150	1-216-864-11	SHORT CHIP	0	R1101	1-218-848-11	METAL CHIP 1.1K 0.5% 1/10W	
R9151	1-216-864-11	SHORT CHIP	0	R1102	1-218-841-11	METAL CHIP 560 0.5% 1/10W	
R9152	1-216-864-11	SHORT CHIP	0	R1103	1-218-835-11	METAL CHIP 330 0.5% 1/10W	
R9153	1-216-864-11	SHORT CHIP	0	R1104	1-218-831-11	METAL CHIP 220 0.5% 1/10W	
R9154	1-216-864-11	SHORT CHIP	0	R1105	1-218-827-11	METAL CHIP 150 0.5% 1/10W	
R9155	1-216-864-11	SHORT CHIP	0	< SWITCH >			
R9156	1-216-864-11	SHORT CHIP	0	S1101	1-572-595-31	SWITCH, TACTIL (REFLOW TYPE)	
R9157	1-216-864-11	SHORT CHIP	0	S1102	1-572-595-31	SWITCH, TACTIL (REFLOW TYPE)	
R9158	1-216-864-11	SHORT CHIP	0	S1103	1-572-595-31	SWITCH, TACTIL (REFLOW TYPE)	
R9159	1-216-864-11	SHORT CHIP	0	S1104	1-572-595-31	SWITCH, TACTIL (REFLOW TYPE)	
R9160	1-216-864-11	SHORT CHIP	0	S1105	1-572-595-31	SWITCH, TACTIL (REFLOW TYPE)	
R9161	1-216-864-11	SHORT CHIP	0	S1106	1-572-595-31	SWITCH, TACTIL (REFLOW TYPE)	
R9501	1-216-864-11	SHORT CHIP	0	S1107	1-572-595-31	SWITCH, TACTIL (REFLOW TYPE)	
R9502	1-216-864-11	SHORT CHIP	0	*A-1196-585-A H2E Board, Complete (KDL-40W200)			
R9506	1-216-864-11	SHORT CHIP	0	< CAPACITOR >			
R9515	1-216-864-11	SHORT CHIP	0	C1201	1-162-964-11	CERAMIC CHIP 0.001UF 10.00% 50V	
R9516	1-216-864-11	SHORT CHIP	0	C1202	1-162-964-11	CERAMIC CHIP 0.001UF 10.00% 50V	
R9517	1-216-864-11	SHORT CHIP	0	C1203	1-127-573-11	CERAMIC CHIP 1UF 10% 16V	
R9518	1-216-864-11	SHORT CHIP	0	C1204	1-127-573-11	CERAMIC CHIP 1UF 10% 16V	
R9519	1-216-864-11	SHORT CHIP	0	C1205	1-125-891-11	CERAMIC CHIP 0.47UF 10.00% 10V	
R9520	1-216-864-11	SHORT CHIP	0	C1206	1-125-889-91	CERAMIC CHIP 2.2UF 10% 10V	
R9521	1-216-864-11	SHORT CHIP	0	C1207	1-125-889-91	CERAMIC CHIP 2.2UF 10% 10V	
R9522	1-216-864-11	SHORT CHIP	0	C1208	1-125-889-91	CERAMIC CHIP 2.2UF 10% 10V	
R9523	1-216-864-11	SHORT CHIP	0	C1209	1-162-927-11	CERAMIC CHIP 100PF 5.00% 50V	
R9524	1-216-864-11	SHORT CHIP	0	C1210	1-164-227-11	CERAMIC CHIP 0.022UF 10.00% 25V	
R9525	1-216-864-11	SHORT CHIP	0	C1211	1-162-927-11	CERAMIC CHIP 100PF 5.00% 50V	
R9526	1-216-864-11	SHORT CHIP	0	C1212	1-164-227-11	CERAMIC CHIP 0.022UF 10.00% 25V	
R9527	1-216-864-11	SHORT CHIP	0	C1215	1-115-416-11	CERAMIC CHIP 0.001UF 5.00% 25V	
R9528	1-216-864-11	SHORT CHIP	0	< CONNECTOR >			
R9529	1-216-864-11	SHORT CHIP	0	CN1201	1-820-192-11	HEADER ASSEMBLY (PRINT PWB)15P	
R9530	1-216-864-11	SHORT CHIP	0				
R9546	1-216-809-11	METAL CHIP	100 5% 1/10W				
R9547	1-216-809-11	METAL CHIP	100 5% 1/10W				
< VARISTOR >							
VD9013	8-719-070-63	DIODE PDZ10B-115					
VD9014	8-719-070-63	DIODE PDZ10B-115					
VD9015	8-719-070-63	DIODE PDZ10B-115					
VD9016	8-719-070-63	DIODE PDZ10B-115					
VD9017	8-719-070-63	DIODE PDZ10B-115					

REF.NO.	PART.NO	DESCRIPTION	REMARK	REF.NO.	PART.NO	DESCRIPTION	REMARK
< DIODE >				< CONNECTOR >			
D1201	8-719-070-63	DIODE PDZ10B-115		CN1301	1-820-187-11	HEADER ASSEMBLY (PRINT PWB)10P	
D1202	8-719-070-63	DIODE PDZ10B-115		< DIODE >			
D1203	8-719-070-63	DIODE PDZ10B-115		D1302	8-719-085-26	DIODE CL-165HR/SYG-D-T	
D1204	8-719-070-63	DIODE PDZ10B-115		D1305	8-719-085-26	DIODE CL-165HR/SYG-D-T	
D1205	8-719-070-63	DIODE PDZ10B-115		D1308	6-500-817-01	DIODE (LED) SML-512UWT86	
D1206	8-719-070-63	DIODE PDZ10B-115		< IC >			
< SOCKET >				IC1301	6-600-502-01	HIC GP1UE26RK0VF	
J1201	1-780-368-11	S TERMINAL BLOCK (RIGHT ANGLE)		IC1302	6-600-447-01	IC TPS853(SONY)	
J1202	1-815-325-11	JACK		< TRANSISTOR >			
< RESISTOR >				Q1301	8-729-028-96	TRANSISTOR DTC114EUA-T106	
R1202	1-216-864-11	SHORT CHIP	0	Q1302	8-729-028-96	TRANSISTOR DTC114EUA-T106	
R1205	1-216-821-11	METAL CHIP	1K 5% 1/10W	Q1303	8-729-028-96	TRANSISTOR DTC114EUA-T106	
R1206	1-216-821-11	METAL CHIP	1K 5% 1/10W	Q1304	8-729-028-96	TRANSISTOR DTC114EUA-T106	
R1207	1-218-831-11	METAL CHIP	220 0.5% 1/10W	Q1305	8-729-028-96	TRANSISTOR DTC114EUA-T106	
R1208	1-218-831-11	METAL CHIP	220 0.5% 1/10W	Q1306	8-729-602-36	TRANSISTOR 2SA1602-F	
R1209	1-218-285-11	METAL CHIP	75 5% 1/10W	< RESISTOR >			
R1210	1-218-831-11	METAL CHIP	220 0.5% 1/10W	R1301	1-216-815-11	METAL CHIP 330 5% 1/10W	
R1211	1-218-831-11	METAL CHIP	220 0.5% 1/10W	R1302	1-216-811-11	METAL CHIP 150 5% 1/10W	
R1212	1-216-797-11	METAL CHIP	10 5% 1/10W	R1303	1-216-815-11	METAL CHIP 330 5% 1/10W	
R1213	1-216-821-11	METAL CHIP	1K 5% 1/10W	R1304	1-216-811-11	METAL CHIP 150 5% 1/10W	
R1214	1-216-821-11	METAL CHIP	1K 5% 1/10W	R1305	1-216-821-11	METAL CHIP 1K 5% 1/10W	
R1215	1-216-809-11	METAL CHIP	100 5% 1/10W	R1306	1-216-817-11	METAL CHIP 470 5% 1/10W	
R1216	1-216-809-11	METAL CHIP	100 5% 1/10W	R1307	1-216-805-11	METAL CHIP 47 5% 1/10W	
R1217	1-216-821-11	METAL CHIP	1K 5% 1/10W	R1309	1-216-839-11	METAL CHIP 33K 5% 1/10W	
R1218	1-216-821-11	METAL CHIP	1K 5% 1/10W	R1310	1-216-821-11	METAL CHIP 1K 5% 1/10W	
R1219	1-216-809-11	METAL CHIP	100 5% 1/10W	R1311	1-216-833-11	METAL CHIP 10K 5% 1/10W	
R1220	1-216-797-11	METAL CHIP	10 5% 1/10W	R1313	1-216-849-11	METAL CHIP 220K 5% 1/10W	
R1222	1-216-853-11	METAL CHIP	470K 5% 1/10W	R1314	1-216-849-11	METAL CHIP 220K 5% 1/10W	
R1223	1-216-853-11	METAL CHIP	470K 5% 1/10W	R1315	1-216-864-11	SHORT CHIP 0	
R1224	1-218-831-11	METAL CHIP	220 0.5% 1/10W	R1316	1-216-827-11	METAL CHIP 3.3K 5% 1/10W	
R1225	1-218-831-11	METAL CHIP	220 0.5% 1/10W	< VARISTOR >			
< VARISTOR >				VD1201	1-802-082-11	VARISTOR (SMD)	
VD1201	1-802-082-11	VARISTOR (SMD)		VD1202	1-802-082-11	VARISTOR (SMD)	
VD1202	1-802-082-11	VARISTOR (SMD)		VD1203	1-802-082-11	VARISTOR (SMD)	
VD1203	1-802-082-11	VARISTOR (SMD)		*A-1196-586-A H3E Board, Complete			
< CAPACITOR >				C1302	1-162-960-11	CERAMIC CHIP 220PF	10.00% 50V
C1302	1-162-960-11	CERAMIC CHIP 220PF	10.00% 50V	C1303	1-119-667-11	CERAMIC CHIP 22UF	10V
C1303	1-119-667-11	CERAMIC CHIP 22UF	10V	C1305	*1-165-908-11	CERAMIC CHIP 1UF	10% 10V
C1305	*1-165-908-11	CERAMIC CHIP 1UF	10% 10V	C1307	1-107-826-11	CERAMIC CHIP 0.1UF	10.00% 16V
C1307	1-107-826-11	CERAMIC CHIP 0.1UF	10.00% 16V	C1308	1-126-205-11	ELECT CHIP 47UF	20.00% 6.3V
C1308	1-126-205-11	ELECT CHIP 47UF	20.00% 6.3V				

Note : The components identified by shading and marked Δ are critical for safety. Replace only with the part numbers specified in the parts list.

REF.NO.	PART.NO	DESCRIPTION	REMARK	REF.NO.	PART.NO	DESCRIPTION	REMARK
MISCELLANEOUS							
	Δ 1-830-611-11	POWER-SUPPLY CORD (AEP)			*2-697-124-11	INSTRUCTION MANUAL (ENGLISH) (KDL-40/46W2000UK)	
	Δ 1-830-609-11	AC POWER-SUPPLY CORD SET (UK)			*2-697-124-21	INSTRUCTION MANUAL (ENGLISH/GERMAN/DUTCH/ PORTUGUESE/NORWEGIAN) (KDL-40/46W2000AEP)	
	1-826-532-11	LOUDSPEAKER (5.5X15CM) (KDL-40W2000)			*2-697-124-31	INSTRUCTION MANUAL (FRENCH/ITALIAN/SPANISH/ FINNISH) (KDL-40/46W2000AEP)	
	1-826-435-11	LOUDSPEAKER (13X7CM) (KDL-46W2000)			*2-697-124-41	INSTRUCTION MANUAL (SWEDISH/DANISH/GREEK/ RUSSIAN/POLISH) (KDL-40/46W2000AEP)	
	1-833-275-12	LEAD WIRE WITH CONNECTOR (LVDS) (KDL-40W2000)					
	1-833-276-12	LEAD WIRE WITH CONNECTOR (LVDS) (KDL-46W2000)					
	Δ 1-819-729-14	INLET, AC (WITH NOISE FILTER)		REMOTE COMMANDER			
	1-802-184-11	LCD PANEL (40INCH FHD TFT) (KDL-40W2000)			1-479-978-11	REMOTE COMMANDER (RM-ED008)	
	1-802-183-11	LCD PANEL (46INCH FHD TFT) (KDL-46W2000)					
ACCESSORIES AND CONNECTORS							
	*1-910-025-32	CONNECTOR ASSY 6P (CN3904-CN-2301(1))					
	*1-910-025-33	CONNECTOR ASSY 7P (CN3401-CN2302(1))					
	*1-910-025-35	CONNECTOR ASSY 30P (CN3600-CN3901(1))					
	*1-910-025-38	CONNECTOR ASSY 1P (CN1201-PANEL(1)) (KDL-40W2000)					
	*1-910-025-39	CONNECTOR ASSY (FFC) 20P (CN4700-CN3400(1))					
	*1-910-025-63	FFC CONNECTOR ASSY 49P (CN1001-CN9501(1))					
	*1-910-025-82	CONNECTOR ASSY 14P (CN6200-CN2303(1), CN2303-CN4002(0)) (KDL-40W2000)					
	*1-910-025-85	CONNECTOR ASSY 15P (CN1201-CN9001(1)) (KDL-40W2000)					
	*1-910-025-88	CONNECTOR ASSY 14P (CN6200-CN2303(1), CN2303-CN4002(0)) (KDL-46W2000)					
	*1-910-025-90	CONNECTOR ASSY 10P (INVERTER L-CN6204(1)) (KDL-46W2000)					
	*1-910-032-02	CONNECTOR ASSY 3P (CN1101-CN4007(1)) (KDL-40W2000)					
	*1-910-032-10	CONNECTOR ASSY 9P (CN9502-CN7008(1))					
	*1-910-032-11	CONNECTOR ASSY 3P (CN1101-CN4007(1)) (KDL-46W2000)					
	*1-910-032-15	CONNECTOR ASSY 1P (VESA ARM-CN6206(1))					
	*1-910-032-16	CONNECTOR ASSY 1P (VESA ARM-CN6207(1))					
	*1-910-032-17	CONNECTOR ASSY 1P (VESA ARM-CN6000(1))					
	*1-910-032-20	CONNECTOR ASSY 10P (CN1301-CN4008(1)) (KDL-40W2000)					
	*1-910-032-21	CONNECTOR ASSY 12P (INVERTER-CN6202(1), INVERTER-CN6217(0), CN6217-CN7009(0)) (KDL-40W2000)					
	*1-910-032-22	SP CONNECTOR ASSY 4P (CN2500-SP(1)) (KDL-40W2000)					
	*1-910-032-23	CONNECTOR ASSY 10P (CN1301-CN4008(1))					
	*1-910-032-25	SP CONNECTOR ASSY (CN2500-SP(1))					
	*1-910-032-27	CONNECTOR ASSY 10P (CN4300-CN3903(1))					
	*1-910-032-28	CONNECTOR ASSY 12P (CN3802-CN4301(1))					
	*1-910-032-89	CONNECTOR ASSY 12P (INVERTER-CN6202(1), INVERTER-CN6217(0), CN6217-CN7009(0)) (KDL-46W2000)					
	*1-910-032-95	CONNECTOR ASSY 15P (CN201-CN9001(1)) (KDL-46W2000)					

