

LOW POWER RECTIFICATION
FOR SWITCHING POWER SUPPLY.

FEATURES

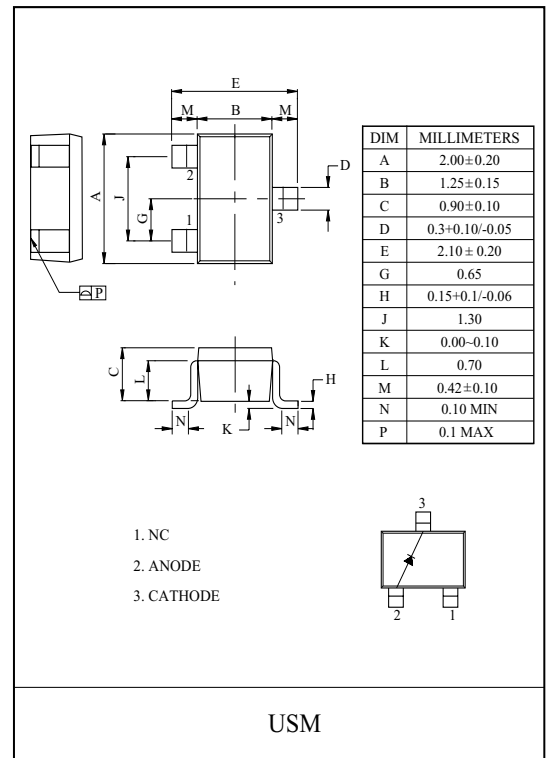
- Small Surface Mounting Type. (USM)
- Low Forward Voltage : $V_F \text{ max}=0.5\text{V}$
- High Reliability

CONSTRUCTION

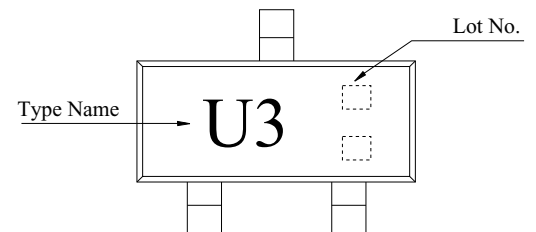
- Silicon epitaxial planar.

MAXIMUM RATING ($T_a=25^\circ\text{C}$)

CHARACTERISTIC	SYMBOL	RATING	UNIT
Peak Reverse Voltage	V_{RM}	40	V
DC Reverse Voltage	V_R	20	V
Average Forward Current	I_O	0.5	A
Peak Forward Surge Current	I_{FSM}	3	A
Junction Temperature	T_j	125	
Storage Temperature Range	T_{stg}	-40 +125	



Marking

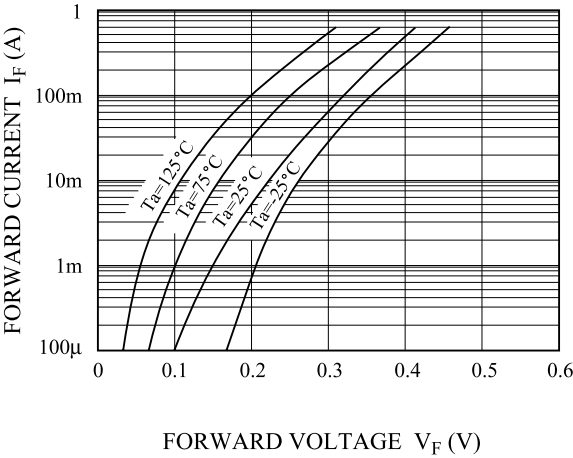


ELECTRICAL CHARACTERISTICS ($T_a=25^\circ\text{C}$)

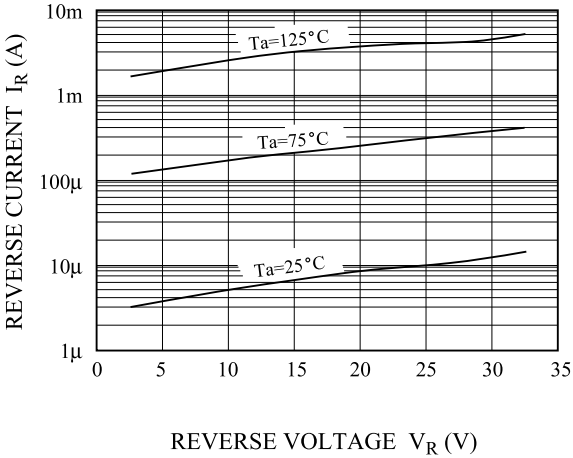
CHARACTERISTIC	SYMBOL	TEST CONDITION	MIN.	TYP.	MAX.	UNIT
Forward Voltage	$V_F(1)$	$I_F=10\text{mA}$	-	-	0.3	V
	$V_F(2)$	$I_F=500\text{mA}$	-	-	0.5	V
Reverse Current	I_R	$V_R=10\text{V}$	-	-	30	μA
Total Capacitance	C_T	$V_R=10\text{V}, f=1\text{MHz}$	-	20	-	pF

KDR411

$I_F - V_F$



$I_R - V_R$



$C_T - V_R$

