

For high speed switching circuit.
For small current rectification.

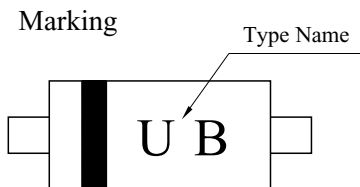
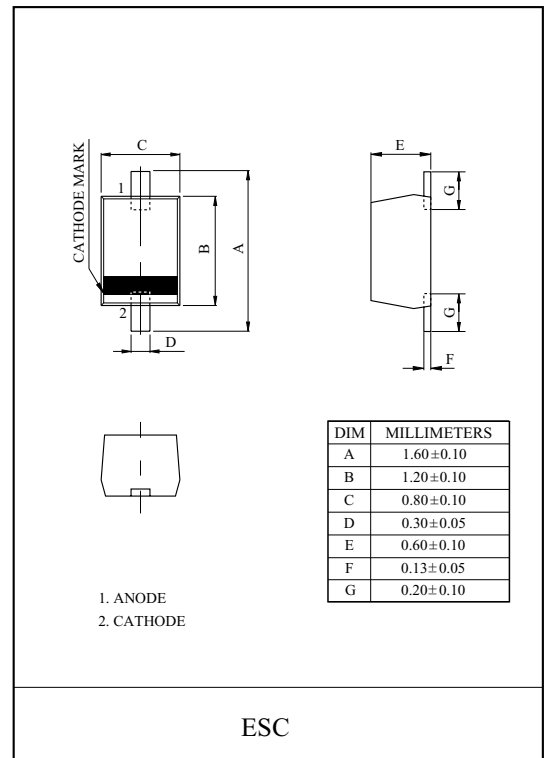
FEATURES

- Low Forward Voltage : $V_F=0.55V(\text{Max})$.
- $I_O=200\text{mA}$ recification possible.

MAXIMUM RATING (Ta=25)

CHARACTERISTIC	SYMBOL	RATING	UNIT
Reverse Voltage	V_R	30	V
Average Forward Current	I_O	200	mA
Forward Surge Current	I_{FSM}	1	A
Power Dissipation	P_D	150*	mW
Junction Temperature	T_j	125	
Storage Temperature	T_{stg}	-40 125	

* Mounted on a glass epoxy circuit board of $20 \times 20\text{mm}$ pad dimension of $4 \times 4\text{mm}$

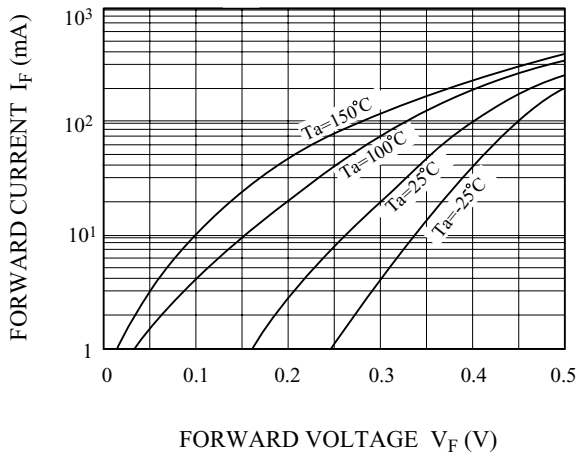


ELECTRICAL CHARACTERISTICS (Ta=25)

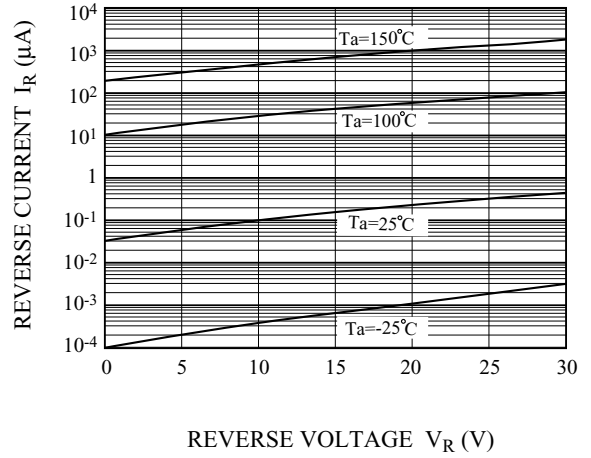
CHARACTERISTIC	SYMBOL	TEST CONDITION	MIN.	TYP.	MAX.	UNIT
Forward Voltage	V_F	$I_F=200\text{mA}$	-	-	0.50	V
Reverse Current	I_R	$V_R=10\text{V}$	-	-	30	μA

KDR720E

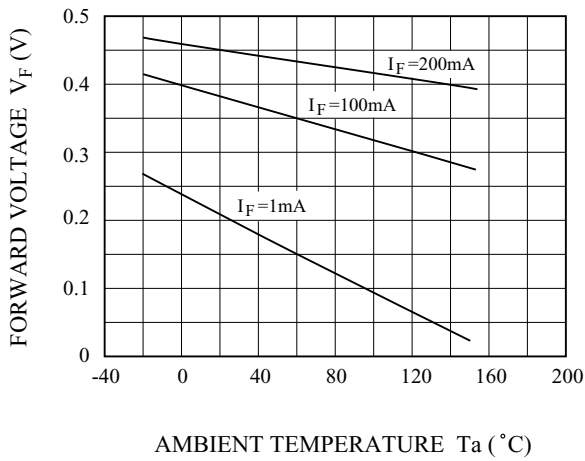
$I_F - V_F$



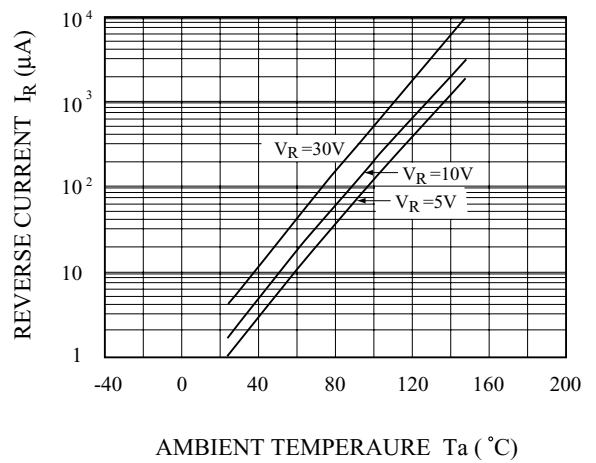
$I_R - V_R$



$V_F - T_a$



$I_R - T_a$



$C_T - V_R$

