

High Voltage Switching.

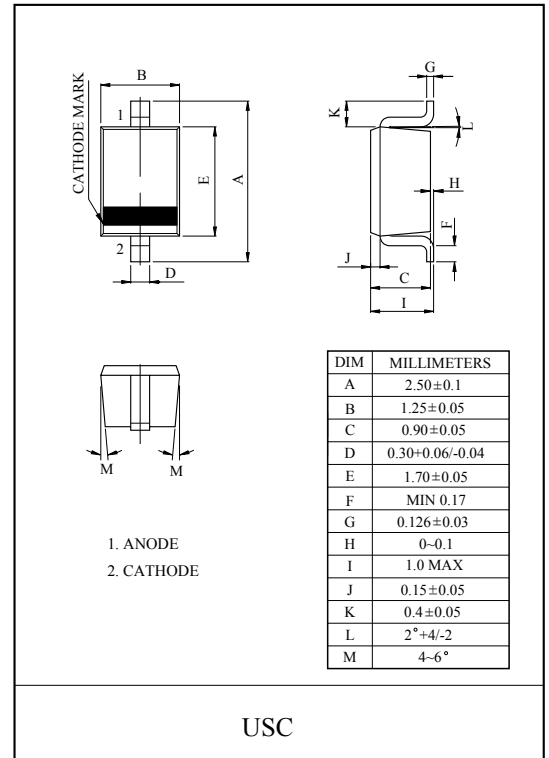
FEATURES

- High Reliability.
- Small surface mounting type (USC).

MAXIMUM RATING (Ta=25°C)

CHARACTERISTIC	SYMBOL	RATING	UNIT
Maximum (Peak) Reverse Voltage	V_{RM}	300	V
Reverse Voltage	V_R	250	V
Maximum (Peak) Forward Current	I_{FM}	300	mA
Average Forward Current	I_O	100	mA
Surge Current (10mS)	I_{FSM}	2	A
Power Dissipation	P_D	150*	mW
Junction Temperature	T_j	150	°C
Storage Temperature Range	T_{stg}	-55 ~ 150	°C

* Mounted on a glass epoxy circuit board of 20×20mm
Pad dimension of 4×4mm



ELECTRICAL CHARACTERISTICS (Ta=25°C)

CHARACTERISTIC	SYMBOL	TEST CONDITION	MIN.	TYP.	MAX.	UNIT
Forward Voltage	V_F	$I_F=100mA$	-	1.0	1.2	V
Reverse Current	$I_{R(1)}$	$V_R=250V$	-	0.04	0.2	μA
	$I_{R(2)}$	$V_R=300V$	-	-	100	
Total Capacitance	C_T	$V_R=0V, f=1MHz$	-	1.35	3	pF
Reverse Recovery Time	t_{rr}	$I_R=30mA, I_F=30mA$	-	30	100	nS

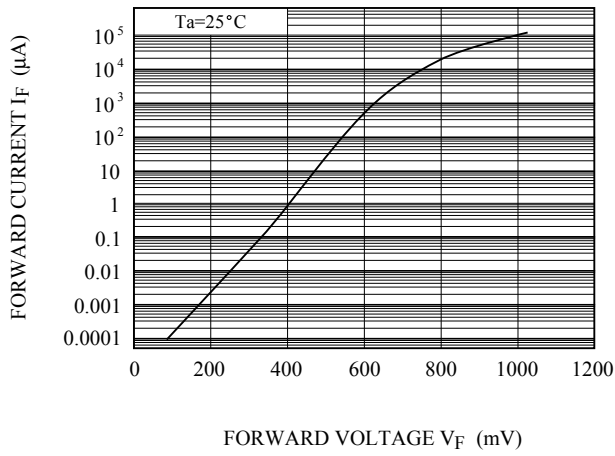
Marking

Type Name

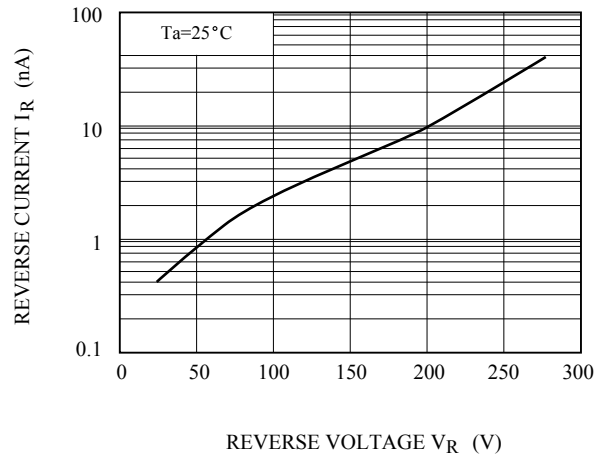


KDS135

$I_F - V_F$



$I_R - V_R$



$C_T - V_R$

