

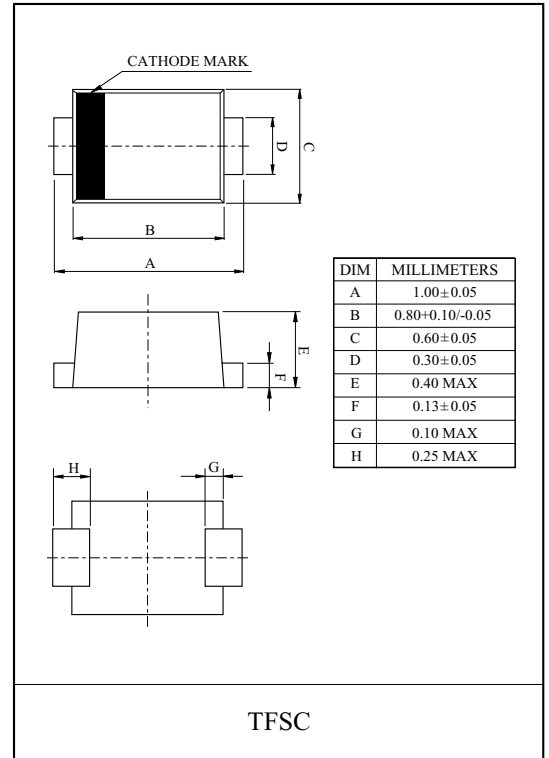
For antenna switches in mobile applications.

### FEATURES

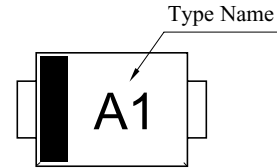
- Low Capacitance :  $C_T=0.30[\text{pF}]$  (Max.)
- Low Series resistance :  $r_s=1.3[\ ]$  (Max.)
- Small Package .

### MAXIMUM RATING (Ta=25 )

CHARACTERISTIC	SYMBOL	RATING	UNIT
Reverse Voltage	$V_R$	30	V
Forward Current	$I_F$	100	mA
Junction Temperature	$T_j$	150	
Storage Temperature Range	$T_{stg}$	-55 150	



### Marking



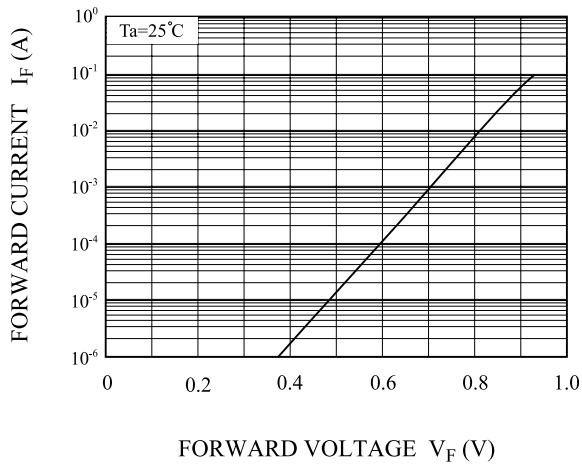
### ELECTRICAL CHARACTERISTICS (Ta=25 )

CHARACTERISTIC	SYMBOL	TEST CONDITION	MIN.	TYP.	MAX.	UNIT
Reverse Current	$I_R$	$V_R=30V$	-	-	0.1	$\mu A$
Forward Voltage	$V_F$	$I_F=10mA$	-	-	1.0	V
Total Capacitance	$C_T$	$V_R=1V, f=1MHz$	-	-	0.30	pF
Series Resistance	$r_s$	$I_F=10mA, f=100MHz$	-	-	1.3	
ESD-Capability *	-	$C=200pF, R=0$ , Both forward and reverse direction 1 pulse	100	-	-	V

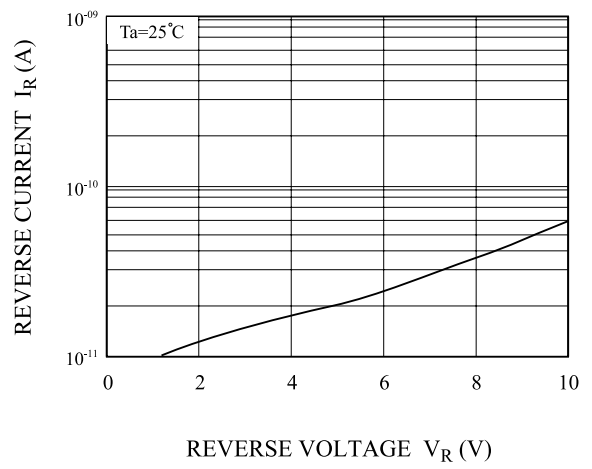
\* Failure criterion :  $I_R>100nA$  at  $V_R=30V$ .

# KDV144F

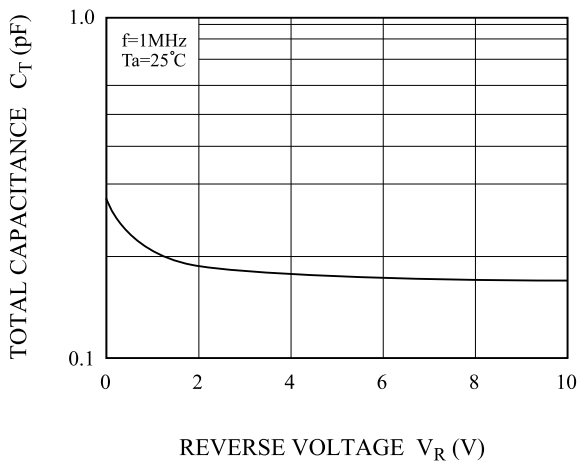
$I_F - V_F$



$I_R - V_R$



$C_T - V_R$



$r_s - I_F$

