

FM RADIO BAND TUNING APPLICATION.

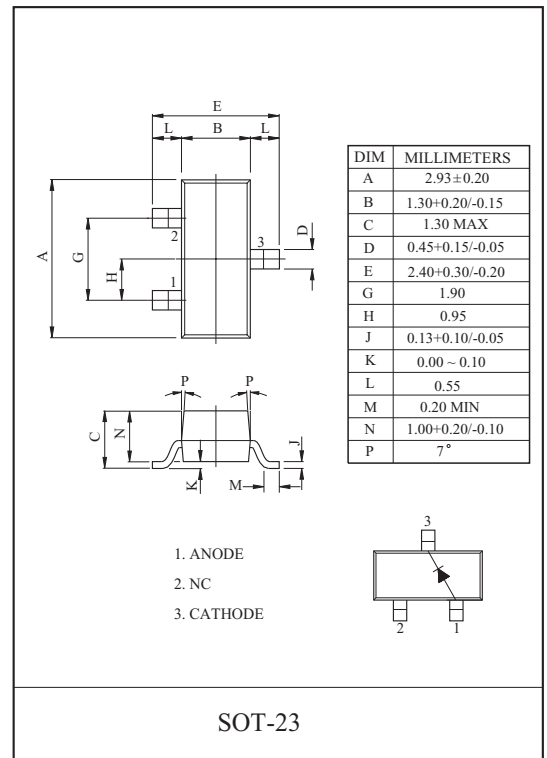
### FEATURES

- High Capacitance Ratio :  $C_{1V}/C_{5V}=5.0(\text{Min.})$
- Excellent C-V Characteristics.
- Variations of Capacitance Values is Little.
- Small Package.

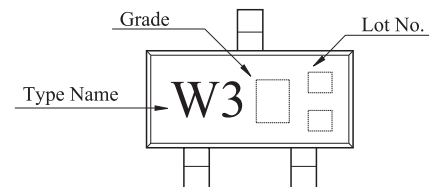
### MAXIMUM RATING (Ta=25 °C)

CHARACTERISTIC	SYMBOL	RATING	UNIT
Reverse Voltage	$V_R$	16	V
Junction Temperature	$T_j$	150	°C
Storage Temperature Range	$T_{stg}$	-55 ~ 150	°C

GRADE	CAPACITANCE( $C_{1V}$ )	UNIT
B	33.30~37.13	pF
C	36.77~40.99	



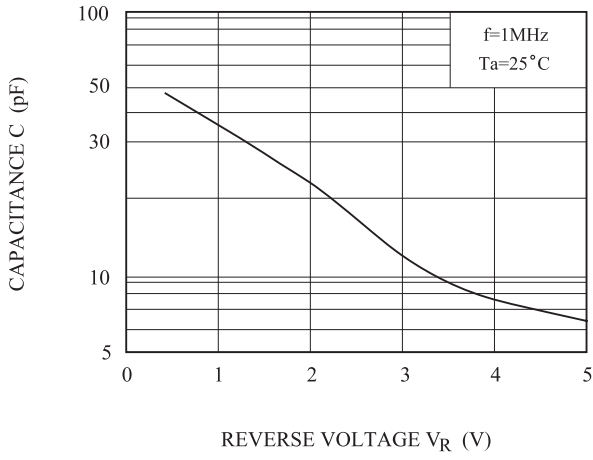
### Marking



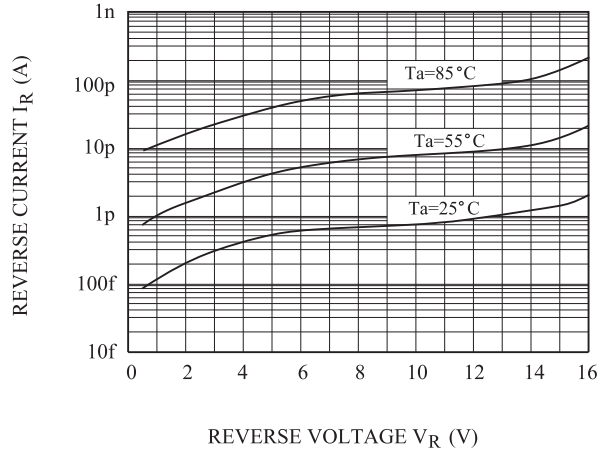
### ELECTRICAL CHARACTERISTICS (Ta=25 °C)

CHARACTERISTIC	SYMBOL	TEST CONDITION	MIN.	TYP.	MAX.	UNIT
Reverse Voltage	$V_R$	$I_R=10\mu A$	16	-	-	V
Reverse Current	$I_R$	$V_R=10V$	-	-	50	nA
Capacitance	$C_{1V}$	$V_R=1V, f=1\text{MHz}$	30.16	35.60	40.99	pF
	$C_{4.5V}$	$V_R=4.5V, f=1\text{MHz}$	6.2	7.7	9.2	
Capacitance Ratio	K	$C_{1V}/C_{5V}, f=1\text{MHz}$	5.0	-	-	
Series Resistance	$r_s$	$V_R=1.5V, f=100\text{MHz}$	-	0.8	1.0	$\Omega$

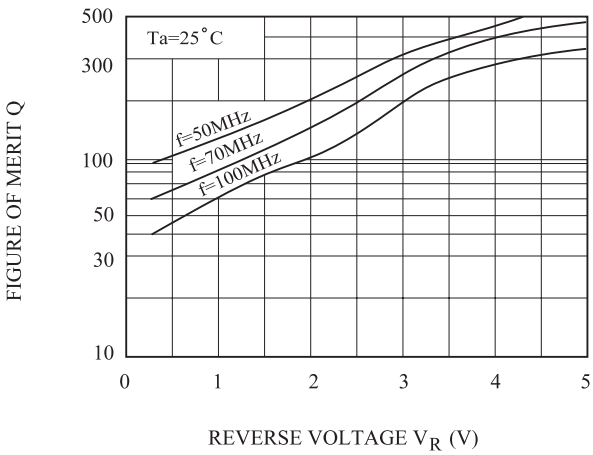
$C_R - V$



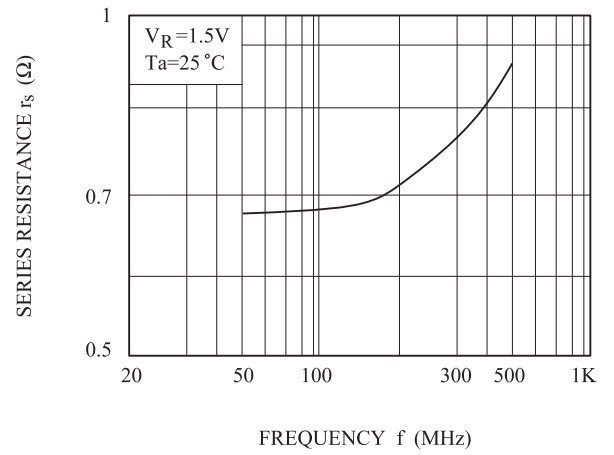
$I_R - V_R$



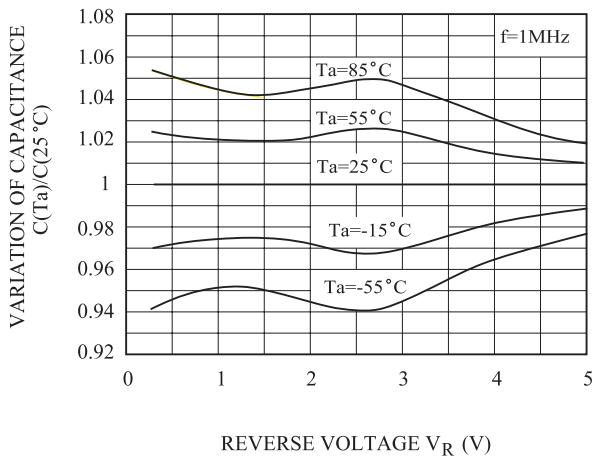
$Q - V_R$



$r_s - f$



$C(T_a)/C(25^\circ\text{C}) - V_R$



(ppm/ $^\circ\text{C}$ ) -  $V_R$

