

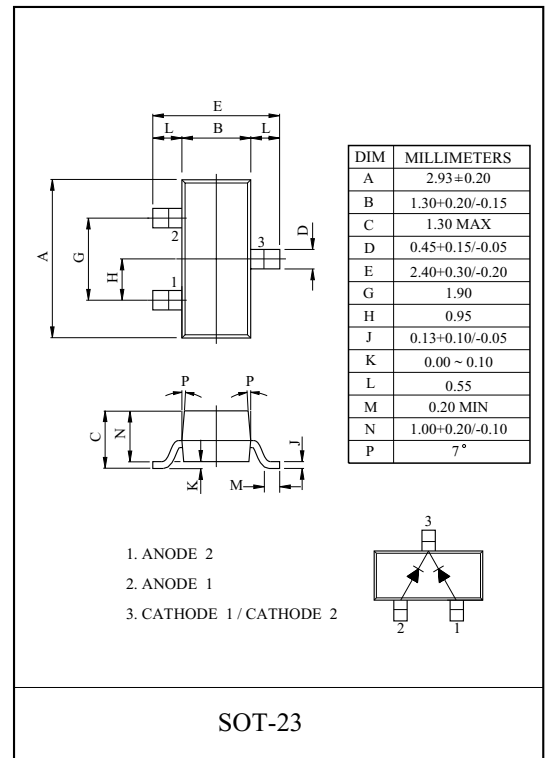
VHF ~UHF BAND RF ATTENUATOR APPLICATIONS.  
AGC FOR AM/FM TUNER.

### FEATURES

- Low Capacitance :  $C_T=0.25[\text{pF}]$  (Typ.)
- Low Series resistance :  $r_s=7[\Omega]$  (Typ.)
- Designed for low Inter Modulation.

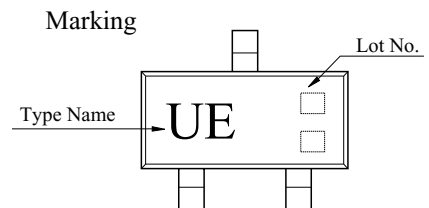
### MAXIMUM RATING (Ta=25 °C)

CHARACTERISTIC	SYMBOL	RATING	UNIT
Reverse Voltage	$V_R$	50	V
Forward Current	$I_F$	50	mA
Junction Temperature	$T_j$	150	°C
Storage Temperature Range	$T_{stg}$	-55 ~ 150	°C



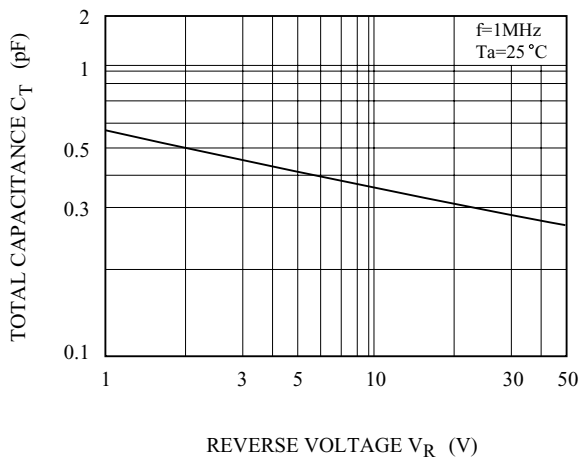
### ELECTRICAL CHARACTERISTICS (Ta=25 °C)

CHARACTERISTIC	SYMBOL	TEST CONDITION	MIN.	TYP.	MAX.	UNIT
Reverse Voltage	$V_R$	$I_R=10\mu\text{A}$	50	-	-	V
Reverse Current	$I_R$	$V_R=50\text{V}$	-	-	0.1	$\mu\text{A}$
Forward Voltage	$V_F$	$I_F=50\text{mA}$	-	0.95	-	V
Total Capacitance	$C_T$	$V_R=50\text{V}, f=1\text{MHz}$	-	0.25	-	pF
Series Resistance	$r_s$	$I_F=10\text{mA}, f=100\text{MHz}$	-	7.0	-	$\Omega$



# KDV172S

$C_T - V_R$



$r_s - I_F$

