

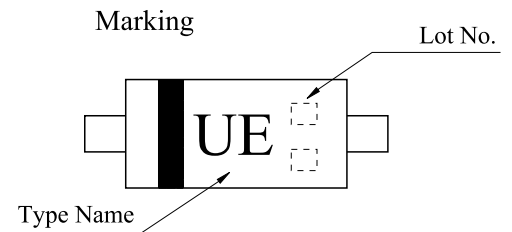
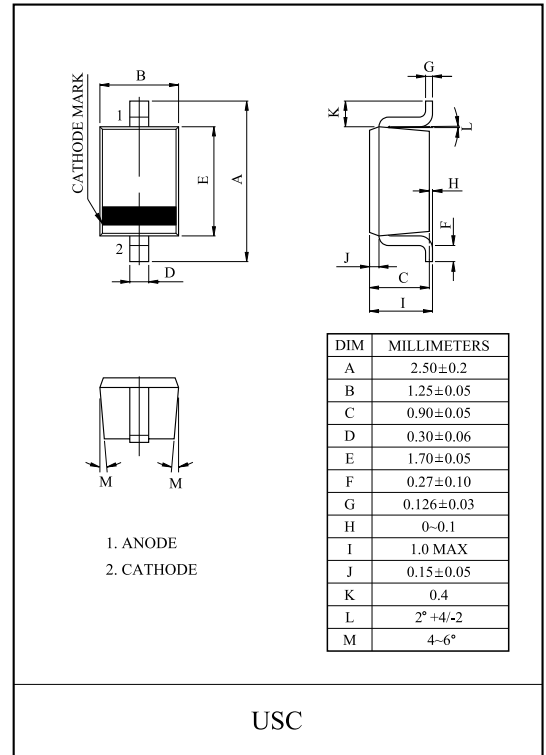
VHF UHF BAND RF ATTENUATOR APPLICATIONS.  
AGC FOR AM/FM TUNER.

#### FEATURES

- Low Capacitance :  $C_T=0.25$ [pF] (Typ.)
- Low Series resistance :  $r_s=7$ [ ] (Typ.)
- Designed for low Inter Modulation.
- Small Package : USC.

#### MAXIMUM RATING (Ta=25 )

CHARACTERISTIC	SYMBOL	RATING	UNIT
Reverse Voltage	$V_R$	50	V
Forward Current	$I_F$	50	mA
Junction Temperature	$T_j$	150	
Storage Temperature Range	$T_{stg}$	-55 150	

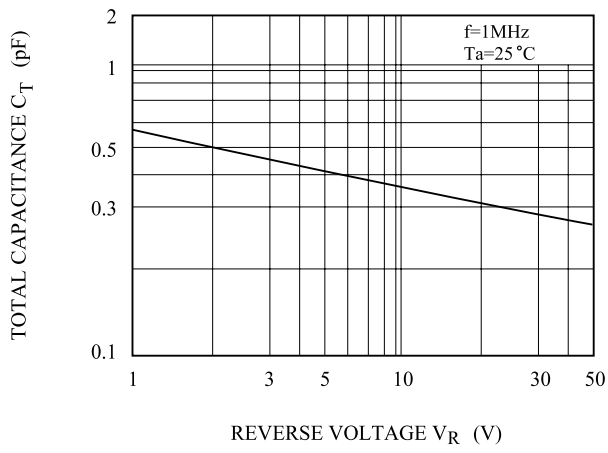


#### ELECTRICAL CHARACTERISTICS (Ta=25 )

CHARACTERISTIC	SYMBOL	TEST CONDITION	MIN.	TYP.	MAX.	UNIT
Reverse Voltage	$V_R$	$I_R=10 \mu A$	50	-	-	V
Reverse Current	$I_R$	$V_R=50V$	-	-	0.1	$\mu A$
Forward Voltage	$V_F$	$V_F=50mA$	-	0.95	-	V
Total Capacitance	$C_T$	$V_R=50V, f=1MHz$	-	0.25	-	pF
Series Resistance	$r_s$	$I_F=10mA, f=100MHz$	-	7.0	-	

# KDV175

$C_T - V_R$



$r_s - I_F$

