

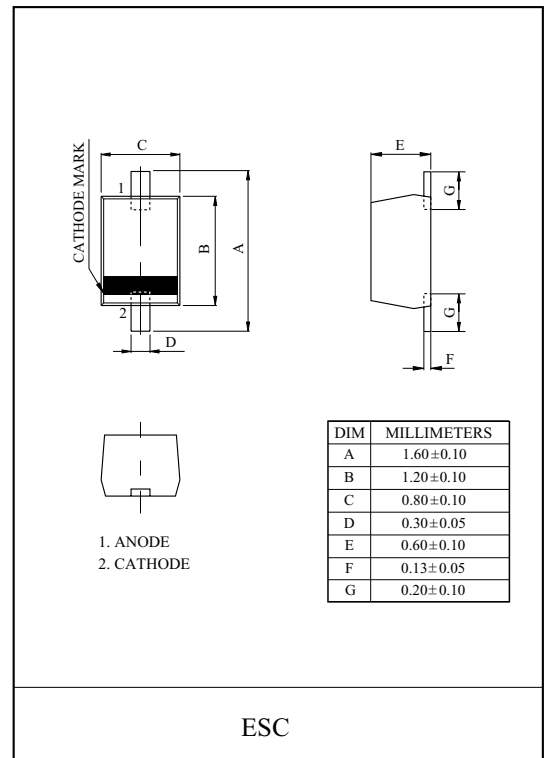
TV TUNING.

### FEATURES

- High Capacitance Ratio :  $C_{2V}/C_{25V}=6.5(\text{Typ.})$
- Low Series Resistance :  $r_s=0.4$  (Typ.)
- Excellent C-V Characteristics, and Small Tracking Error.
- Useful for Small Size Tuner.

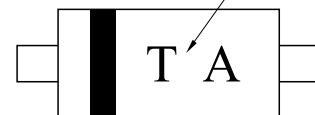
### MAXIMUM RATING (Ta=25 )

CHARACTERISTIC	SYMBOL	RATING	UNIT
Reverse Voltage	$V_R$	30	V
Peak Reverse Voltage	$V_{RM}$	$35(R_L=10k)$	V
Junction Temperature	$T_j$	125	
Storage Temperature Range	$T_{stg}$	-55 125	



Marking

Type Name



### ELECTRICAL CHARACTERISTICS (Ta=25 )

CHARACTERISTIC	SYMBOL	TEST CONDITION	MIN.	TYP.	MAX.	UNIT
Reverse Current	$I_R$	$V_R=30V$	-	-	10	nA
Reverse Current	$I_R$	$V_R=30V, (Ta=60)$	-	-	100	nA
Capacitance	$C_{2V}$	$V_R=2V, f=1MHz$	14.16	-	16.25	pF
Capacitance	$C_{25V}$	$V_R=25V, f=1MHz$	2.11	-	2.43	pF
Capacitance Ratio	$C_{2V}/C_{25V}$		5.90	6.50	7.15	-
Series Resistance	$r_s$	$V_R=5V, f=470MHz$	-	0.4	0.55	

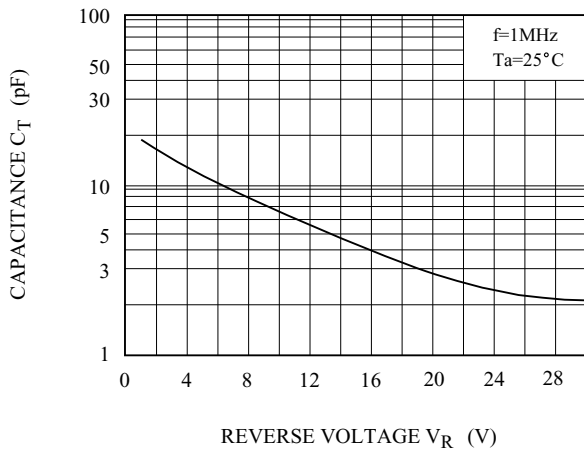
Note : Available in matched group for capacitance to 2.0%.

$$\frac{C(\text{Max.})-C(\text{Min.})}{C(\text{Min.})} \leq 0.02$$

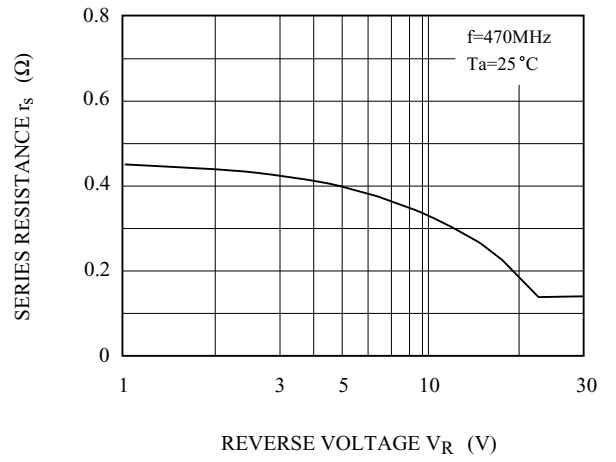
$$(V_R=2\sim 25V)$$

# KDV215E

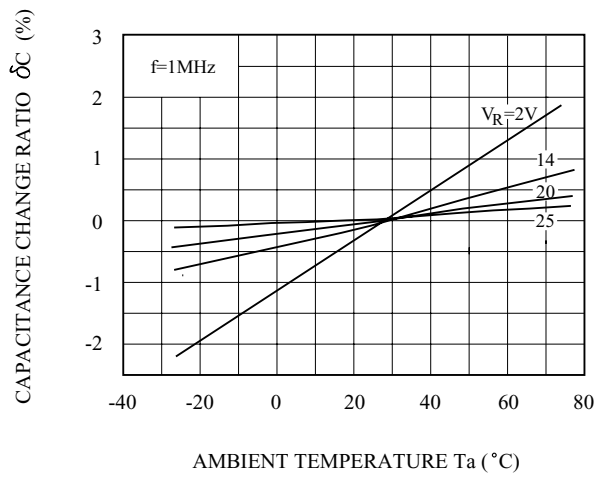
$C_T - V_R$



$r_s - V_R$



$\delta C - T_a$



NOTE :  $\delta C(\%) = \frac{C(T_a) - C(25)}{C(25)} \times 100$