

VCO FOR C/P, CB PLL

### FEATURES

- Low Series Resistance : 0.6 (Max.)
- High Capacitance Ratio : 1.7(Min.) 2.2(Max.)

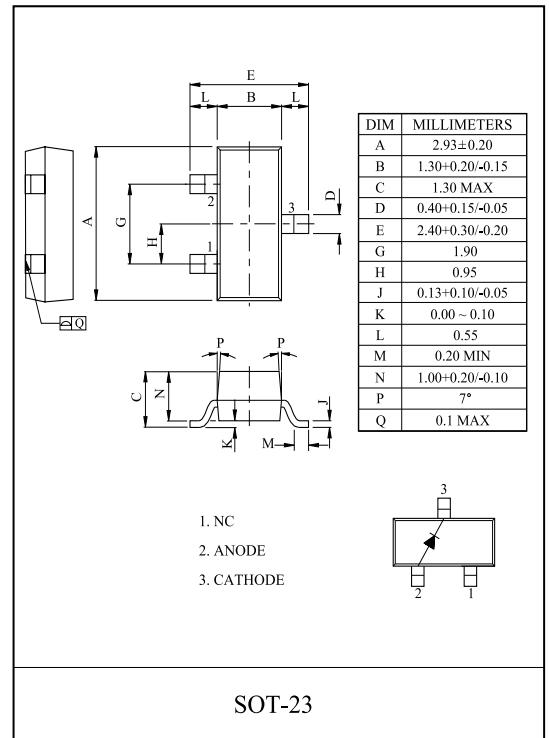
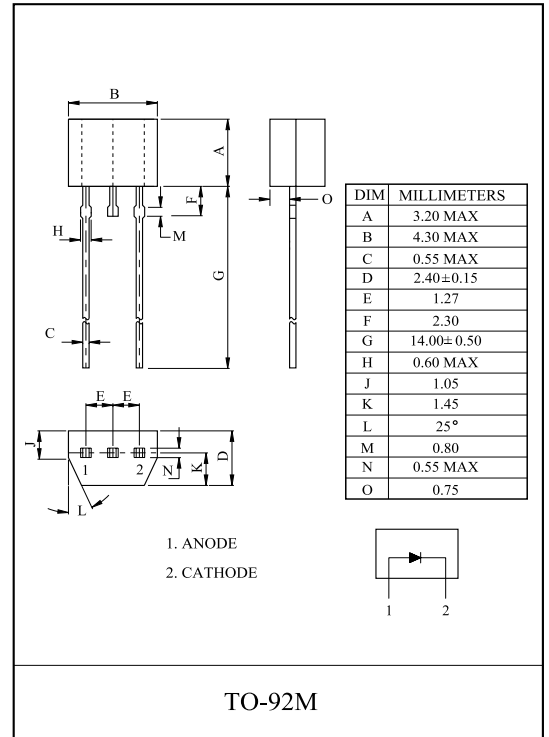
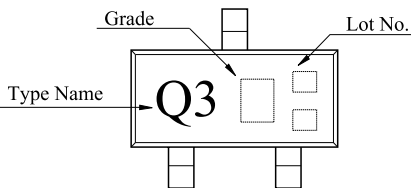
### MAXIMUM RATING (Ta=25 )

CHARACTERISTIC	SYMBOL	RATING	UNIT
Reverse Voltage	$V_R$	12	V
Junction Temperature	$T_j$	150	
Storage Temperature Range	$T_{stg}$	-55 150	

### CLASSIFICATION OF CAPACITANCE RATIO GRADE

GRADE	CAPACITANCE RATIO ( $C_{1.6V}/C_{5V}$ )
NONE	1.70 2.20
A	1.70 1.82
B	1.80 1.92
C	1.90 2.020
D	2.00 2.12
E	2.10 2.20

### Marking



### ELECTRICAL CHARACTERISTICS (Ta=25 )

CHARACTERISTIC	SYMBOL	TEST CONDITION	MIN.	TYP.	MAX.	UNIT
Reverse Voltage	$V_R$	$I_R=10 \mu A$	12	-	-	V
Reverse Current	$I_R$	$V_R=9V$	-	-	200	nA
Capacitance	$C_{1.6V}$	$V_R=1.6V, f=1MHz$	23	-	38	pF
Capacitance	$C_{5V}$	$V_R=5V, f=1MHz$	11	-	19	pF
Capacitance Ratio	$C_{1.6V}/C_{5V}$		1.7	-	2.2	
Series Resistance	$r_s$	$V_R=1V, f=50MHz$	-	-	0.6	

# KDV251M/S

