

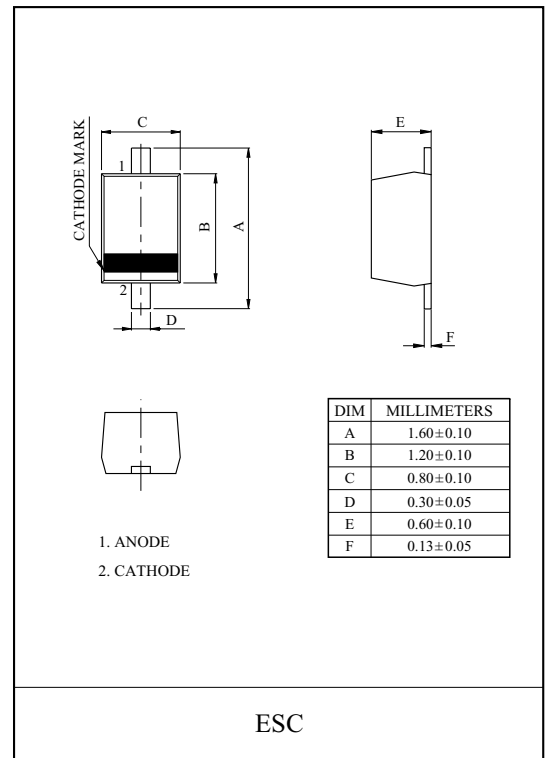
VCO FOR UHF/VHF BAND.

FEATURES

- High Capacitance Ratio : $C_{1V}/C_{4V} = 2.0(\text{Min.})$
- Low Series Resistance : $r_s = 0.45$ (Max.)

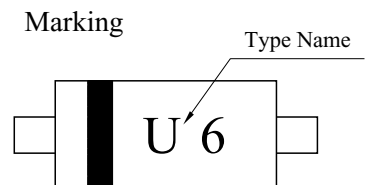
MAXIMUM RATING (Ta=25)

CHARACTERISTIC	SYMBOL	RATING	UNIT
Reverse Voltage	V_R	15	V
Junction Temperature	T_j	150	
Storage Temperature Range	T_{stg}	-55 150	



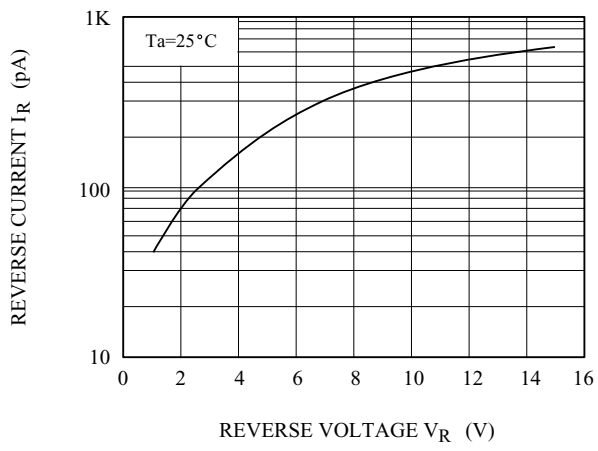
ELECTRICAL CHARACTERISTICS (Ta=25)

CHARACTERISTIC	SYMBOL	TEST CONDITION	MIN.	TYP.	MAX.	UNIT
Reverse Voltage	V_R	$I_R = 1 \mu A$	15	-	-	V
Reverse Current	I_R	$V_R = 10V$	-	-	10	nA
Capacitance	C_{1V}	$V_R = 1V, f = 1MHz$	19.0	-	21.0	pF
	C_{4V}	$V_R = 4V, f = 1MHz$	8.5	-	10.0	
Capacitance Ratio	K	-	2.0	-	-	
Series Resistance	r_s	$V_R = 1V, f = 470MHz$	-	-	0.45	



KDV258E

$I_R - V_R$



$C - V_R$

